GALAXY

TECHNICAL CATALOGUE

ABOUT US

GALAXY

Galaxy is a leading name in the off-highway tire sector, providing tailored solutions designed to meet the specific needs of each application. Attuned to the changing market demands through the years, Galaxy has been consistently offering customers application-specific and purpose-built solutions. Made in state-of-the-art manufacturing facilities, Galaxy has earned the reputation of providing value-driven customised products that guarantee peak performance, especially in the construction portfolio.

PRIMEX

Primex is a leading name that specializes in serving the needs of demanding sectors such as forestry, construction, and mining. Through a commitment to continuous innovation and advanced research, Primex tires are meticulously engineered to endure the toughest operating conditions and rugged terrains. Over the years, the Primex forestry tire range has emerged as the top choice for customers, for its value-driven tough reliable tires for navigating the challenging environments in the deepest and densest forests worldwide.

Table of Content by Pattern

Pattern	Page No.
CONSTRUCTION & INDUSTRIAL	
SKID STEER	
GALAXY BEEFY BABY	4
GALAXY BEEFY BABY III	4
GALAXY THE MARATHONER	6
GALAXY XD 2010	6
GALAXY SKIDDO	7
GALAXY HIPPO	8
GALAXY HULK	9
GALAXY KING KONG	9
GALAXY AT GRIP STEEL	10
GALAXY SUPER SMOOTH SDS	10
GALAXY SUPER SMOOTH SDS WITH APERTURE	10
GALAXY SUPER SMOOTH SDS WITHOUT APERTURE	11
GALAXY BEEFY BABY SDS WITH APERTURE	11
GALAXY BEEFY BABY SDS WITHOUT APERTURE	12
GALAXY HULK SDS	12
GALAXY MUDDY BUDDY	13
GALAXY MIGHTY TRAC ND	13
GALAXY SAND 750	14
GALAXY IMP PRO	14
GALAXY TRAC STAR ND	14
GALAXY MIGHTY MOW	15
EARTH PRO RADIAL850	15
BACKHOE	
GALAXY BEEFY BABY	18
GALAXY HULK	19
GALAXY THE MARATHONER	19
GALAXY MULTI UTILITY	20
GALAXY HDC	20
GALAXY MIGHTY TRAC ND	20
GALAXY EZ RIDER	21
GALAXY SUPER INDUSTRIAL LUG	22
GALAXY JUMBO HULK	22
GALAXY INDUSTRIAL	23
GALAXY SUPER INDUSTRIAL RIB	23
GALAXY MULTI TOUGH	24
GALAXY INDUSTRIAL RIB ULTRA	24
GALAXY GIRAFFE XLW	25
GALAXY CTM 101	25
GALAXY INDUSTRIAL RIB	25
PRIMEX MEGA TRAC 88	26
PRIMEX RAZORBACK GXII	26
TELEHANDLER	
GALAXY BEEFY BABY	28
GALAXY GIRAFFE ND	28
GALAXY INDUSTRIAL	28
GALAXY CTM 101	29
GALAXY WORK MASTER	29
GALAXY CTM 102	30
GALAXY HIGH-LIFT RADIAL	30
GALAXY SUPER HIGH LIFT SDS	31
GALAXY CTM 103	31
GALAXY SUPER HIGH LIFT	32
GALAXY MULTI TOUGH	32
GALAXY GIRAFFE XLW	33
GALAXY CTM 111	33
GALAXY GIRAFFE ND SDS	34
PRIMEX G3000	35
PRIMEX G3000 HD	35
TRENCHER	
GALAXY THE MARATHONER	38
GALAXY XD 2010	38
GALAXY BEEFY BABY III	38
GALAXY SUPER TRENCHER	39
GALAXY SUPER INDUSTRIAL LUG	39
COMPACT WHEEL LOADER & OTHER INDUSTRIAL & CONSTRUCTION	
GALAXY CTM 101	42
GALAXY SMOOTH ROLLER	42
GALAXY MULTI TOUGH	42
GALAXY MIGHTY MOW	43
TRACTOR LOADER BACKHOE	
GALAXY THE MARATHONER	44
GALAXY INDUSTRIAL LUG	45
GALAXY LHD - 500	45
GALAXY SUPER INDUSTRIAL LUG	46
GALAXY WORKSTAR	46
GALAXY EXR 300	47
GALAXY EZ RIDER	48
OTHER INDUSTRIAL CONSTRUCTION	
GALAXY THE MARATHONER	48
GALAXY XD 2010	49
GALAXY BEEFY BABY III	49
GALAXY SUPER INDUSTRIAL LUG	50
EXCAVATOR	
GALAXY YARDMASTER SDS SH	52
GALAXY EX-1	52
GALAXY DIG MASTER	53
PAVER & COMPACTOR	
GALAXY DIAMOND	56
GALAXY SUPER PAVER	56
GALAXY SAND RIB	57
GALAXY SMOOTH COMPACTOR	57
GALAXY SMOOTH ROLLER	58
GALAXY COMPACTOR	58
LAWN & TURF AND UTILITY TRACTOR	
GARDEN PRO/GARDEN - PRO XTD	60
GALAXY TURF SPECIAL	62
GALAXY MIGHTY MOW	63
GALAXY MIGHTY MOW TS	65
BOOMLIFT	
GALAXY BEEFY BABY III	68
GALAXY BEEFY BABY SDS WITH APERTURE	68

Table of Content by Pattern

Pattern	Page No.
MATERIAL HANDLING	
EARTHMOVER	
SOLID EARTHMOVER	
GALAXY LHD 510 SDS	72
GALAXY LHD 500 SDS	72
GALAXY SUPER SMOOTH SDS	73
RADIAL EARTHMOVER	
GALAXY LDSR 510	74
GALAXY LDSR 500	74
GALAXY HTSR 400	75
GALAXY LDSR 300	75
GALAXY LDSR 310	76
GALAXY MGSR 200	77
GALAXY MGSR 210	78
GALAXY RTSR 400	79
BIAS EARTHMOVER	
GALAXY LHD - 500	79
GALAXY LHD - 500 A	79
GALAXY LHD - 500B	80
GALAXY SUPER TRAC	80
GALAXY SUPER GRIP	80
GALAXY EXR 300	81
GALAXY GIRAFFE TREAD B	82
GALAXY GIRAFFE XLW	83
GALAXY MULTI-PURPOSE CONSTRUCTION (MPC)	84
GALAXY ROCK MINE LUG	85
GALAXY THE GIANT HIPPO	86
GALAXY ROCK MAX	87
GALAXY SUPER INDUSTRIAL RIB	88
GALAXY S-300	88
PRIMEX LHD 510 SDS	89
PRIMEX G3000	90
PRIMEX G3000 HD	90
PRIMEX ROCK MINE LUG PLUS	91
PRIMEX GEOMASTER	91
PRIMEX ROCK MINE RIB PLUS	92
PORT	
GALAXY SUPER TRAC	94
GALAXY HM 300E	94
GALAXY PORT MAX	94
GALAXY CONTAINER HANDLER	95
REACH STACKER	
GALAXY PORT MAX	96
GALAXY HM 400S	96
GALAXY PORT STAR PLUS 315	97
GALAXY HM 450E	97
GALAXY HM 500S	97
RUBBER TIRE GANTRY	
GALAXY SUPER TRAC	98
GALAXY SUPER GRIP	98

Pattern	Page No.
TERMINAL TRACTOR	
GALAXY TERMINAL MASTER 505 XT	99
MOBILE CRANE	
GALAXY SUPER TRAC	99
FORKLIFT	
GALAXY YARDMASTER SDS SH	102
GALAXY YARDMASTER SDS QH	104
GALAXY MFS 101 SDS NM	105
GALAXY LIFTOP SDS IND LUG	107
GALAXY LIFTOP SDS IND SMOOTH	107
GALAXY HM 350E	108
GALAXY SUPER SEVERE DOUBLE WIDTH LUG	108
GALAXY YARDMASTER RADIAL	108
GALAXY BOSSLIFT III	109
GALAXY YARDMASTER ULTRA	109
GALAXY SUPER TRAC	111
GALAXY YARDMASTER	112
GALAXY LIFTER SDS	113
GALAXY LIFTOP SDS	114
GALAXY MFS 101 SDS	115
GALAXY YM SDS LUG	117
GALAXY YM SDS SM	118
GALAXY YM SDS TR	120
GALAXY HM-300E	121
UNDER GROUND MINING	
GALAXY SUPER SEVERE MINE DWL	124
GALAXY THE KING OF COAL	124
GALAXY SUPER SEVERE MINE SLICK	125
LDSR 520	126
PRIMEX MINE STAR	126
PRIMEX MINE BLASTER	126
COMMERCIAL	
GALAXY TRAILER SPECIAL II	128
PRIMEX HWY R-288	129
PRIMEX HIGHWAY R-550	129
PRIMEX HW-100XT	130
FORESTRY	
PRIMEX LOGSTOMPER XTREME TS	132
PRIMEX LOGSTOMPER XTREME FLOTATION TS	133
PRIMEX TERRA TURBO II	133
PRIMEX LOGMONSTER	134
AGRICULTURE	
TRACTOR	
RADIAL TRACTOR	
GALAXY EARTH-PRO RADIAL 700	138
GALAXY EARTH-PRO RADIAL 850	140
GALAXY EARTH-PRO RADIAL 800	140
GALAXY EARTH-PRO RADIAL 900	141

Table of Content by Pattern

Pattern	Page No.
GALAXY EARTH PRO RC	142
GALAXY ROWSTAR	142
GALAXY EARTH PRO RADIAL 651	143
GALAXY EARTH PRO RADIAL 853	144
GALAXY EARTH PRO RADIAL701	145
GALAXY EARTH-PRO RADIAL 650	146
GALAXY EARTH PRO RADIAL750	146
GALAXY EARTHPRO SS I	147
GALAXY EARTHPRO SS II	147
GALAXY EARTH PRO RC II	147
BIAS TRACTOR	
GALAXY AGRI TRAC II	148
GALAXY EARTH-PRO R-1	149
GALAXY EARTH-PRO 45	150
GALAXY IRRIGATION R-1	151
GALAXY SUPER COMPACTOR	151
GALAXY EARTH PRO 102	152
GALAXY EARTH-PRO 103	152
GALAXY EARTH-PRO 104	153
GALAXY 357	154
GALAXY HAUL MASTER ML	155
TRACTOR DIAGONAL	
GALAXY EARTH-PRO 348	155
COMBINE HARVESTER	
GALAXY COMBINE STAR	158
GALAXY GIANT HIPPO	158
GALAXY EARTH PRO HS	159
GALAXY MIGHTY TRAC II	159
GALAXY ROWSTAR	159
AGRI TRANSPORT	
RADIAL FLOTATION	
GALAXY FLOTSTAR	162

Pattern	Page No.
GALAXY SUPER SOIL SOFTEE	162
BIAS FLOTATION	
GALAXY FLOTATION	163
GALAXY FLOT PRO	163
GALAXY HONEY WAGON	164
GALAXY SUPER SOFT II	164
GALAXY AVM 101	164
PRIMEX IMP TRACK METRIC	165
PRIMEX TERRA BLASTER	165
PRIMEX TERRA TURBO II	166
FRONT & IMPLEMENT	
GALAXY EARTH-PRO F-2	168
GALAXY SEEDER STUBBLE PROOF	169
GALAXY IMPMASTER 350	169
GALAXY LO-PRO HI-FLO	170
GALAXY IMPMASTER 350 F-I	170
GALAXY IMPMASTER 350 I-1	171
GALAXY TRAILER SPECIAL II	171
GALAXY ATM 171	171
GALAXY FLOT PRO	172
GALAXY IMPMASTER 200	172
GALAXY SLICK IMPLEMENT	173
GALAXY RIB IMPLEMENT I-1	173
GALAXY EARTH-PRO F-3	174
GALAXY IMP PRO	175
GALAXY MULTI RIB FRONT	176
GALAXY STUBBLE PROOF HIGHWAY	176
GALAXY HTAISP	177
GALAXY SUPER SOIL SOFTEE	177
GALAXY AGRI AIR SEED	177
GALAXY ROCK MINE LUG	178
TECHNICAL INFORMATION	179

HOW TO READ THIS BOOK



Collection of all the icons used in the book

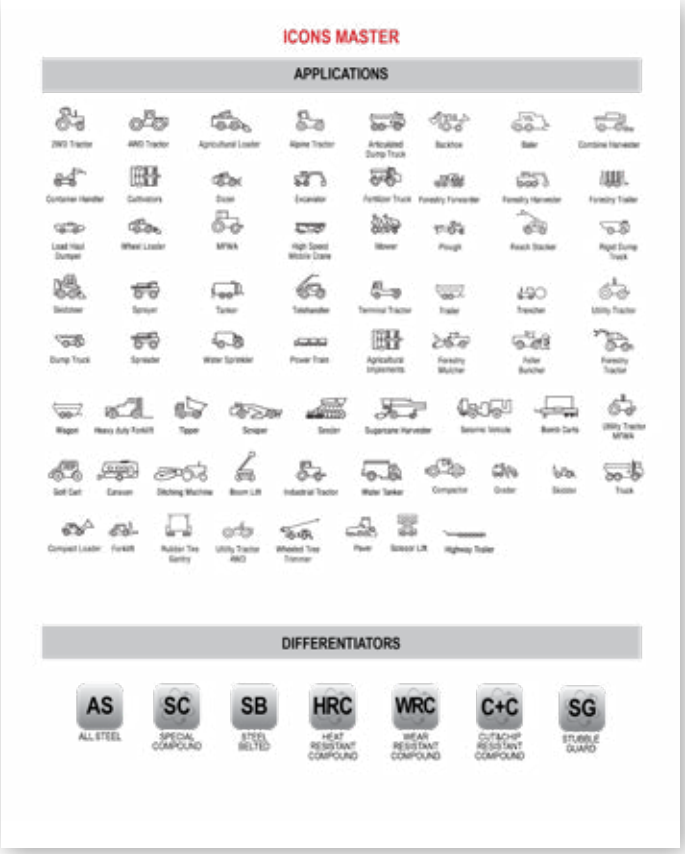

Basic tire related technical information

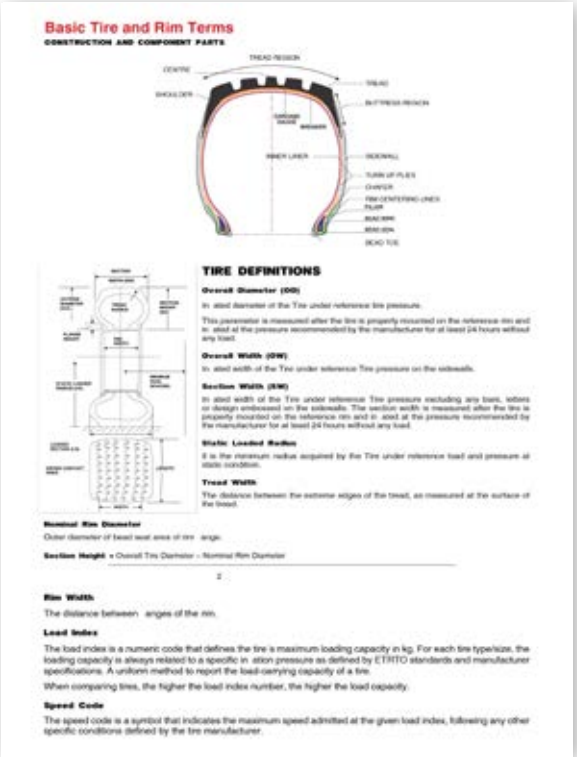

CONSTRUCTION AND INDUSTRIAL

NOTES

SKID STEER

GALAXY BEEFY BABY R-4

SKIDSTEER | UTILITY TRACTOR | BOOM LIFT | BACKHOE | TELEHANDLER | TRENCHER

Beefy Baby is the standard bearer of the Galaxy family of skid steer tires. Beefy Baby tires are the most durable and versatile bias ply tires in the Galaxy skid steer range. They have been proven to be the lowest cost per hour R-4 tires in the market. Users, renters, dealers and OEMs have all acknowledged that the Beefy Baby is the "beefiest" and best performing R-4 design skid steer tire in the world, making it the standard by which all other skid steer tires are measured. This leading market position was earned over many years of service thanks to the Beefy Baby's wear resistant compound, superior tread design, super sidewall and rim shield protector.

Size	Rim	Unloaded Dimension		Loaded Static radius	RC	Load Index PR Symbols	Inflation Pressure	Recommended Load Speed (kmph/mph) Skid Steer
		SW	OD					
		mm	mm	mm	mm		bar	10
		in	in	in	in		psi	6
10-16.5NHS	8.25	269	792	364	2361	8	4.1	1880
		10.6	31.2	14.3	93	129A2	59	4150
10-16.5NHS	8.25	262	792	364	2326	10	5.2	2135
		10.3	31.2	14.3	91.6	134A2	75	4710
12x16.5NHS	9.75	314	835	378	2942	10	4.5	2500
	SDC9.75	12.4	32.9	14.9	115.8	140A2	65	5510
14-17.5NHS	10.5	356	932	427	2746	10	3.8	3075
		14	36.7	16.8	108.4	147A2	80	8540
14-17.5NHS	10.5	356	932	427	2753	14	5.5	3875
		14	36.7	16.8	108.1	155A2	55	6780
15-19.5NHS	11.75	386	970	445	2918	14	4.8	4500
	12.25	15.2	38.2	17.5	114.9	160A2	70	9920
445/65-22.5 NHS (18-22.5NHS)	14.00	460	1166	537	3539	18	6.9	6000
	13.00	18.1	45.9	21.1	139.3	170A2	100	13230

GALAXY BEEFY BABY III R-4

SKIDSTEER | UTILITY TRACTOR | BOOM LIFT | BACKHOE | TRENCHER

Galaxy Beefy Baby III is an advanced design with 10% higher tread depth than Beefy Baby II design. It has a flatter tread profile. Due to increased overlap, there is a significant increase in the amount of rubber in the center of the tread pattern. Shallower angle of the lug in the shoulder provides increased traction capability and terracing in the under tread promotes self-cleaning. The signature galaxy rim shield has been enhanced in the Beefy Baby III design.

Size	Rim	Unloaded Dimension		Loaded Static radius	RC	Load Index PR Symbols	Inflation Pressure	Recommended Load Speed (kmph/mph) Skid Steer
		SW	OD					
		mm	mm	mm	mm		bar	10
		in	in	in	in		psi	6
10-16.5NHS	8.25	264	773	349	2300	8	4.1	1800
		10.4	30.4	13.7	90.6	129A2	59	3970
10-16.5NHS	8.25	264	773	349	2300	10	5.2	2135
		10.4	30.4	13.7	90.6	134A2	75	4707

Size	Rim	Unloaded Dimension		Loaded Static radius	RC	Load Index PR Symbols	Inflation Pressure	Recommended Load Speed (kmph/mph) Skid Steer
		SW	OD					
		mm	mm	mm	mm		bar	10
		in	in	in	in		psi	6
12-16.5NHS	9.75	306	830	381	2865	12	5.5	2865
		12	32.7	15	112.8	144A2	80	6320
14-17.5NHS	10.5	349	921	419	2730	10	3.8	6779
		13.7	36.3	16.5	107.5	147A2	55	6780
14-17.5NHS	10.5	349	921	419	2730	14	5.5	3875
		13.7	36.3	16.5	107.5	155A2	80	8543
15-19.5NHS	11.75 12.25	389	1019	464	3190	14	4.8	4500
			40.1	18.3	125.6	160A2	70	9920

Size	Rim	Unloaded Dimension		Loaded Static radius	RC	Load Index PR Symbols	Inflation Pressure	Recommended Load Speed (kmph/mph)	
		SW	OD						
		mm	mm	mm	mm		bar	10	40
		in	in	in	in		psi	6	25
12-16.5 NHS	9.75	306	830	372	2492	10	4.5	2500	1650
		12	32.7	14.6	98.1	140A2/125A8	65	5510	3640

Size	Rim	Unloaded Dimension		Loaded Static radius	RC	Load Index PR Symbols	Inflation Pressure	Speed, Km/h (mph) Recommended Load, Kg (lbs.) Log Skidder Application					
		SW	OD										
		mm	mm	mm	mm		bar	Static	10	15	30	40	50
		in	in	in	in		psi		6	9	19	25	31
12-16.5NHS	9.75	306	830	380.6	2462	12PR	5.5	4530	2865	2260	2180	1890	1805
		12	32.7	15	96.9	144A2	80	9987	6316	4982	4806	4167	3979

SCISSORLIFT

Size	Rim	Unloaded Dimension		Loaded Static radius	RC	Load Index PR Symbols	Inflation Pressure	Recommended Load Speed (kmph/mph)
		SW	OD					
		mm	mm	mm	mm		bar	10
		in	in	in	in		psi	6
26X12D380	10LB	302	674	309	2010	8	4.85	1400
		11.9	26.5	12.2	79.1	120A2	70	3090

GALAXY THE MARATHONER R-4

WRC WEAR RESISTANT COMPOUND | SKIDSTEER | BOOM LIFT | UTILITY TRACTOR | BACKHOE | TRENCHER

The Marathoner is specifically designed to provide outstanding wear characteristics and offer great pulling power. The Marathoner features Galaxy's "Mud Breakers", designed to eject mud from the tread. They deliver the best high traction skid steer characteristics of any tire in the market. This combination has made the Marathoner one of the best skid steer tires in its class. This represents the making of a perfect tire for original equipment and after market usage.

Size	Rim	Unloaded Dimension		Loaded Static radius	RC	Load Index PR Symbols	Inflation Pressure	Recommended Load Speed (kmph/mph) Skid Steer
		SW	OD					
		mm	mm	mm	mm		bar	10
		in	in	in	in		psi	6
10x16.5NHS	8.25	269	772	356	2350	8	4.1	1850
		10.6	30.4	14	92.5	129A2	59	4080
14-17.5NHS	10.50	351	927	415	2690	6	2.1	2185
	10.75	13.8	36.5	16.3	105.9	135A2/122A6	30	4820
14-17.5NHS	10.50	351	927	422	2789	10	3.8	3105
	SDC10.50	13.8	36.5	16.6	109.8	147A2/133A8	55	6850
15-19.5NHS	11.75	378	1016	463	3057	6	2.1	2780
	12.25	14.9	40	18.2	120.4	143A2/130A6	30	6130
27X8.50-15 NHS	7JA	213	678	322	2134	6	3.1	1125
	7	8.4	26.7	12.7	84	96B/100A6	45	2480

GALAXY XD 2010 R-4

SKIDSTEER | BACKHOE | UTILITY TRACTOR | BOOM LIFT | TELEHANDLER | TRENCHER

The Galaxy XD 2010 has a solid centre for long wear on hard surfaces. Its open, deep shoulders provide excellent traction in off-road conditions. The tire is made with highly abrasion resistant tread compound. The XD 2010 features a rim shield protector, heavy sidewall and a neutral contour casing.

Size	Rim	Unloaded Dimension		Loaded Static radius	RC	Load Index PR Symbols	Inflation Pressure	Recommended Load Speed (kmph/mph) Skid Steer
		SW	OD					
		mm	mm	mm	mm		bar	10
		in	in	in	in		psi	6
5.70-12NHS	5JA	151	570	270	1770	4	4.1	650
		5.9	22.4	10.6	69.7	93A2	59	1430
10-16.5NHS	8.25	260	768	341	2266	8	4.1	1900
		10.2	30.2	13.4	89.2	130A2	59	4190
12-16.5NHS	9.75	302	825	369	2405	10	4.5	2500
	SDC9.75	11.9	32.5	14.5	94.7	140A2	65	5510
14-17.5NHS	10.5	349	921	418	2746	10	3.8	3150
		13.7	36.3	16.5	108.1	147A2	55	6950
14-17.5NHS	10.5	349	921	421	2746	14	5.5	3875
		13.7	36.3	16.6	108.1	155A2	80	8540

Size	Rim	Unloaded Dimension		Loaded Static radius	RC	Load Index PR Symbols	Inflation Pressure	Recommended Load Speed (kmph/mph) Skid Steer
		SW	OD					
		mm	mm	mm	mm		bar	10
		in	in	in	in		psi	6
23X8.50-12SS	7.00-I-70	213	574	266	1714	8	4.4	950
	W7 I-90 7JA	8.4	22.6	10.5	67.5	106A2	64	2090
23X8.50-12 SS	7.00I	213	574	260	1760	12	6.9	1250
		8.4	22.6	10.2	69.3	116A2	100	2760
27X10.50-15 NHS	8LB	259	691	319	2094	8	4.15	1400
		10.2	27.2	12.6	82.4	120A2	60	3090
33x15.50-16.5 NHS	12	394	838	370	2499	12	4.1	3100
		15.5	33	14.6	98.4	148A2	59	6830
33X15.50-16.5 NHS	12	394	838	377	2429	14	4.85	3350
		15.5	33	14.8	95.6	150A2	70	7390

Size	Rim	Unloaded Dimension		Loaded Static radius	RC	Load Index PR Symbols	Inflation Pressure	Recommended Load Speed (kmph/mph) Skidsteer and Backhoe		
		SW	OD							
		mm	mm	mm	mm		bar	Static	10	40
		in	in	in	in		psi		6	25
10x16.5NHS	8.25	260	768	355	2333	6	3.1	-	1600	1000
		10.2	30.2	14	91.9	124A2	45	-	3527	2205
10x16.5NHS	8.25	264	773	355	2290	10	5.2	3350	2120	-
		10.4	30.2	14	90.2	134A2	75	7430	4670	-
12-16.5NHS	9.75	302	825	379	2480	6	2.8	3025	1900	1205
		11.9	32.5	14.9	97.6	130A2	41	6669	4189	2657
260/70-16.5NHS (10-16.5 NHS)	8.25	260	768	345	2303	6	3.1	2528	1600	1060
		10.2	30.2	13.6	90.7	124A2/110A8	45	3530	2340	5570

Size	Rim	Unloaded Dimension		Loaded Static radius	RC	Load Index PR Symbols	Inflation Pressure	Recommended Load Speed (kmph/mph) Skid Steer Application	
		SW	OD						
		mm	mm	mm	mm		bar	Static	10
		in	in	in	in		psi		6
12-16.5NHS	9.75	302	825	363.5	2481	12	5.5	4424	2800
		11.9	32.5	14.3	97.7	144A2	80	9753	6173
18x8.50-8IND	7.00-I-55	210	458	202	1356	8	3.2	-	750
		8.3	18	8	53.4		46	-	1653

GALAXY SKIDDO R-4

WRC
WEAR RESISTANT COMPOUND

SKIDSTEER BOOM LIFT UTILITY TRACTOR

The Galaxy Skiddo is a specialized tire developed for skid steer application. The open and deep shoulders are designed for traction on loose off-road surfaces. The flatter radius of the tire improves wear resistance. Grooves between the lugs result in excellent self–cleaning.

Size	Rim	Unloaded Dimension		Loaded Static radius	RC	Load Index PR Symbols	Inflation Pressure	Recommended Load Speed (kmph/mph) SKID STEER		UTILITY TRACTOR
		SW	OD							
		mm	mm	mm	mm		bar	Static	10	40
		in	in	in	in		psi		6	25
12-16.5 NHS	9.75	307	831	380	2496	10	4.5	4015	2540	1680
		12.1	32.7	15	98.3	140A2/125A8	65	8852	5600	3704

Size	Rim	Unloaded Dimension		Loaded Static radius	RC	Load Index PR Symbols	Inflation Pressure	Recommended Load Speed (kmph/mph) Skid Steer		Utility Tractor
		SW	OD							
		mm	mm	mm	mm		bar	Static	10	40
		in	in	in	in		psi		6	25
10-16.5NHS	8.25	264	773	365	2326	10	5.2	3350	2120	1400
		10.4	30.4	14.4	91.6	134A2	75	7390	4670	3090

Size	Rim	Unloaded Dimension		Loaded Static radius	RC	Load Index PR Symbols	Inflation Pressure	Recommended Load Speed (kmph/mph) Skiddster And Backhoe Application		
		SW	OD							
		mm	mm	mm	mm		bar	Static	10	40
		in	in	in	in		psi	kmph	6	25
10X16.5NHS	8.25	260	773	356	2351	8	4.1	2970	1880	1185
		10.2	30.4	14	92.6	129A2	59	6548	4145	2612
10X16.5NHS	8.25	260	773	356	2351	10	5.2	3375	2135	1410
		10.2	30.4	14	93.9	134A2	75	7441	4707	3109
12x16.5NHS	9.75	307	831	380	2496	10	4.5	4015	2540	1680
		12.1	32.7	15	98.3	140A2	65	8850	5600	3700
12x16.5NHS	9.75	307	831	380	2491	12	5.5	4525	2865	1805
		12.1	32.7	15	98.1	144A2	80	9755	6173	4079

GALAXY HIPPO R-4

ARC
ABRASION RESISTANT COMPOUND

SKIDSTEER FORKLIFT

Galaxy Hippo R-4 is designed for performance in soft and wet soil conditions. The tires are designed for operation in conditions where extra flotation is required and, in many cases can eliminate the need for expensive and cumbersome track systems.

Size	Type	PR	RIM	OD	SW	RC	Loaded Static Radius	Recommended Load	Inflation Pressure	Speed
				mm in	mm in	mm in	mm in	kg lbs	bar psi	kmph mph
27X12.50-15	TL	8	10	693	318	2108	318	1500	3.1	10
				27.3	12.5	83	12.5	3307	45	6
31X15.50-15	TL	8	13LB	784	396	2413	358	1975	3.1	10
		131A2		30.9	15.6	95	14.1	4354	45	6

Size	Rim	Unloaded Dimension		Loaded Static radius	RC	Load Index PR Symbols	Inflation Pressure	Recommended Load Speed (kmph/mph) Skid Steer
		SW	OD					
		mm	mm	mm	mm		bar	10
		in	in	in	in		psi	6
31.5X13.00-16.5NHS	9.75	330	795	366	2294	10	4.1	2430
	SDC9.75	13	31.3	14.4	90.3	139A2	59	5360
33X15.50-16.5 NHS	12	390	828	371	2467	12	4.15	3075
		15.4	32.6	14.6	97.1	147A2	60	6780

GALAXY HULK L-5

SKIDSTEER BACKHOE

Galaxy Hulk has a unique tread pattern that allows it to operate in severe conditions while providing superior self-cleaning characteristics. Because of the deep tread depths and high solid to void ratio, the Hulk L-5 provides extraordinary hours of service and reduces downtime caused due to cuts and punctures. This is by far the best skidsteer tire in the market.

Size	Rim	Unloaded Dimension		Loaded Static radius	RC	Load Index PR Symbols	Inflation Pressure	Recommended Load Speed (kmph/mph)
		SW	OD					
		mm	mm	mm	mm		bar	10
		in	in	in	in		psi	6
10-16.5NHS	8.25	259	805	366	2337	10	5.2	2120
		10.2	31.7	14.4	92		75	4674
12X16.5NHS	9.75	307	838	384	2438	12	5.5	2865
		12.1	32.9	15.1	96		80	6316
33X15.50-16.5 NHS	12	394	831	380	2450	14	48	3390
		15.5	32.7	15	96.5		6.96	7470
14X17.5NHS	10.5	349	925	420	2770	14	5.5	3875
		13.7	36.4	16.5	109.1		80	8543

Size	Rim	Unloaded Dimension		Loaded Static radius	RC	Load Index PR Symbols	Inflation Pressure	Recommended Load Speed (kmph/mph) SkidSteer						
		SW	OD											
		mm	mm	mm	mm		bar	Static	10	15	20	30	40	50
		in	in	in	in		psi		6	9	12	19	25	31
10-16.5 NHS	8.25	259	805	366	2337	14	7.2	4070	2575	2035	1955	1750	1700	1620
		10.2	31.7	14.4	92	141A2	104	8970	5680	4490	4310	3860	3750	3570
12-16.5 NHS	9.75	307	838	384	2438	14	6.2	4860	3075	2430	2335	2090	2030	1935
		12.1	33	15.1	96	147A2	90	10710	6780	5360	5150	4610	4480	4270

Size	Rim	Unloaded Dimension		Loaded Static radius	RC	Load Index PR Symbols	Inflation Pressure	Recommend load, kg (lbs) Speed, kmph (mph) SkidSteer						
		SW	OD											
		mm	mm	mm	mm		bar	Static	10	15	20	30	40	50
		in	in	in	in		psi		6	9	12	19	25	31
14-17.5	10.5	349	925	415.9	2754.8	16	6.2	6520	4125	3260	3135	2805	2725	2600
		13.7	36.4	16.4	108.5	157A2	90	14374	9094	7187	6911	6184	6008	5732

GALAXY KING KONG L-4

SMC SEVERE MINE COMPOUND

SKIDSTEER

Super Severe Mine Service King Kong is one of the strongest and most durable skidsteer tires in the world. King Kong tires are purposely built to endure severe hard-surface operations. Made to withstand rough concrete surfaces, the King Kong tire has a 40/32 NSD tread depth and a 3.5 inch wide lug.

Size	Rim	Unloaded Dimension		Loaded Static radius	RC	Load Index PR Symbols	Inflation Pressure	Recommend load, kg (lbs) Speed (kmph/mph)		
		SW	OD					Backhoe Application		Skidsteer Application
		mm	mm	mm	mm		bar	40	Static	10
		in	in	in	in		psi	25	kmph	6
12-16.5	9.75	318	835	380	2540	12	4.5	1680	4015	2540
		12.5	32.9	15	100		65	3700	8850	5600

GALAXY AT GRIP STEEL

R-4 | WRC (WEAR RESISTANT COMPOUND) | SB (STEEL BELTED)

BACKHOE | SKIDSTEER

Galaxy AT Grip Steel is a new steel belted radial tire offering from Yokohama Off -Highway Tires. It is specially designed for all surface usage be it loose soil, gravel, snow or hard & abrasive surfaces. The tire is designed with higher tread volume to deliver superior all round performance & extended tire life. Its steel belted construction ensures superior puncture protection and wear resistance compound provides better resistance against wear, chip & chunks. It has more void at the side for better traction and flexible sidewall in radial construction for better ride quality & better machine stability.

Size	Rim	Unloaded Dimension		Loaded Static radius	RC	Load Index PR Symbols	Inflation Pressure	Recommend load, kg (lbs)				
								Speed (kmph/mph)				
								Constant Load Application				
		SW	OD									
		mm	mm	mm	mm		bar	Static	10	25	30	40
		in	in	in	in		psi		6	16	19	25
260/70R16.5 (10R16.5) IND	8.25	261	783	362	2364	129A8	5	4260	2300	1960	1920	1850
		10.3	30.8	14.3	93.1	137A2	73	9390	5070	4320	4230	4080
300/70R16.5 IND (12R16.5 IND)	9.75 9.0	303	839	392	2531	137A8	5	5290	2880	2440	2390	2300
		11.9	33	15.4	99.6	145A2	73	11660	6350	5380	5270	5070
360/70R17.5 IND (14R17.5 IND)	11.75 10.5	360	949	434	2845	148A8	5	7250	3940	3340	3280	3150
		14.2	37.4	17.1	112	156A2	73	15980	8690	7360	7230	6950

GALAXY SUPER SMOOTH SDS

SOLID | CRC (CUT & CHIP RESISTANT COMPOUND) | ARC (ABRASION RESISTANT COMPOUND)

SKIDSTEER

Super Smooth SDS offers a smooth flat tread for even wear on hard surfaces and eliminates issues of lug cracking. It eliminates breakdown of equipments or sidewall tearing resulting in maximum equipment up-time. It has steel wire creel beads for improved grip with rim that prevents rim slippage.

Size	Rim	SW	OD	60J	Rim Type	Rad / Bia / Sol	Load Capacity Kg Static
		mm in	mm in	mm in			25 16
31x10–20	7.50V-20	238	780	55	Standard Heel	Solid - Resilient	3075
		9.3	30.7				6777
33x12–20	7.50-20	287	830	74	Standard Heel	Solid - Resilien	3350
		11.2		93.98			7383

GALAXY SUPER SMOOTH SDS WITH APERTURE

SOLID | CRC (CUT & CHIP RESISTANT COMPOUND) | ARC (ABRASION RESISTANT COMPOUND)

SKIDSTEER

Super Smooth SDS offers a smooth flat tread for even wear on hard surfaces and eliminates issues of lug cracking. It eliminates breakdown of equipments or sidewall tearing resulting in maximum equipment up-time. It has steel wire creel beads for improved grip with rim that prevents rim slippage.

Size	Type	RIM	OD	SW	Loaded Static Radius	Recommended Load	Inflation Pressure	Speed
		mm in	mm in	mm in	mm in	kg lbs	bar psi	km mph
31X10-20	SOLID	7.50-20	780	238	-	3110	-	10
			30.7	9.4		6856		6
33X12–20	SOLID	7.50-20	830	287	-	3350	-	25
			32.7	11.3		7383		16

GALAXY SUPER SMOOTH SDS WITHOUT APERTURE

SOLID

SKIDSTEER

Super Smooth SDS offers a smooth flat tread for even wear on hard surfaces and eliminates issues of lug cracking. It eliminates breakdown of equipments or sidewall tearing resulting in maximum equipment up-time. It has steel wire creel beads for improved grip with rim that prevents rim slippage.

Size	Rim	OD	SW	60J	Rim Type	Rad / Bia / Sol	Load Capacity Kg Static 25 Kmph
		mm in	mm in	mm in			
31X10-20	7.50-20	780 484.6	238 147.8	55	Standard Heel	Solid - Resilient	3550 7824

Size	Rim	Unloaded Dimension		Loaded Static radius	RC	Load Index PR Symbols	Inflation Pressure	Recommend load, kg (lbs) Speed (kmph/mph) Counter balanced lift truck upto 25Kmph		Skid Steer / Mini Loader			
		SW	OD					Load wheel	Steer wheel				
								25	25		6	10	25
		mm in	mm in	mm in	mm in		bar	16	16	Static	4	6	16
33X12-20	7.50-20	287 11.3	830 32.7	-	-	Solid	0	5200 11460	4000 8820	6040 13320	5200 11460	4720 10410	4000 8820

GALAXY BEEFY BABY SDS WITH APERTURE

SOLID

SKIDSTEER BOOMLIFT

Galaxy Beefy Baby Severe Duty Solid is the first of the solid tire range, available in two variants: with aperture and without aperture. The aperture in the tire provides better cushioning and hence better driving comfort. The aperture also helps in cooling as compared to a normal solid tire. The ideal tire for harsh environments like waste handling, metal recycling, construction and demolishing sites. The SDS offers upto 40% higher load carrying capacity than a pneumatic tire.

Size	Rim	OD	SW	60J	Rim Type	Rad / Bia / Sol	Load Capacity (kg/lbs) Static 10 6
		mm in	mm in	mm in			
31 X 10-20	7.5-20	780 30.7	236 9.2	55	Standard Heel	Solid - Resilient	3075 6777
	7.50-20	780 30.7	238 9.2	55	Quick Heel	Solid - Resilient	3550 3550

Size	Rim	OD	SW	Load Capacity (kg/lbs) Skidsteer 10 6
		mm in	mm in	
33X12-20	7.50-20	832 32.8	285 11.2	3350 7383

Size	Rim	Unloaded Dimension		Recommend load, kg (lbs) Speed (kmph/mph) Load Capacity (Kg)
		OD	SW	Skidsteer
		mm	mm	10 kmph
		inch	inch	6 mph
36X14-20	7.5	913 35.9	348 13.7	3875 8540

GALAXY BEEFY BABY SDS WITHOUT APERTURE SOLID

SKIDSTEER

Galaxy Beefy Baby Severe Duty Solid is the first of the solid tire range, available in two variants: with aperture and without aperture. The aperture in the tire provides better cushioning and hence better driving comfort. The aperture also helps in cooling as compared to a normal solid tire. The ideal tire for harsh environments like waste handling, metal recycling, construction and demolishing sites. The SDS offers upto 40% higher load carrying capacity than a pneumatic tire.

Size	Rim	OD	SW	60J	Rim Type	Rad / Bia / Sol	Load Capacity (kg/lbs)
							Static
		mm in	mm in	mm in			10 6
31X10-20	7.5-20	780 30.7	238 9.3	55	Standard Heel	Solid - Resilient Quick Heel	3550 2205

Size	Rim	OD	SW	Load Capacity (kg/lbs)
				Skidsteer
		mm in	mm in	10 6
33X12-20	7.50-20	832 32.8	285 11.2	4000 8816

GALAXY HULK SDS SOLID

P C+C PREMIUM CUT & CHIP RESISTANT COMPOUND

WRC WEAR RESISTANT COMPOUND

SKIDSTEER

Hulk SDS has extra deep sturdy block pattern with high solid to void pattern and large central block for long tread wear. Its solid construction eliminates punctures ensuring maximum uptime and the steel wire creel beads prevent rim slippage. It is available with tire + rim assembly (Lock ring/standard heel type) for quick change of tire. Hulk SDS gives maximum tread depth available in the market to provide extended tire life with lowest cost of ownership in the most severe applications.

Size	Type	Rim	OD	SW	RC	Loaded Static Radius	Recommended Load	Inflation Pressure	Speed
	mm in	mm in	mm in	mm in		10 6	kg lbs	bar psi	km mph
30X10-16	SD	6.00-16	766 30.2	240 9.4	0	0	2650 5842	0	10 6

Size	Rim	OD	SW	60J	Rim Type	Rad / Bia / Sol	Load Capacity
							Static
		mm in	mm in	mm in			10 6
33X12-16	8.00-16	830 32.6	277 10.9	84	Standard Heel	Solid - Resilient	4000 8816

Size	Rim	OD	SW	60J	Rim Type	Rad / Bia / Sol	Load Capacity Kg (lbs.)					
							Static	Counter Balance Lift Trucks		Other Vehicles		
								Load Wheels	Steer Whels	6 kmph	10 kmph	25 kmph
		mm in	mm in	mm in			0kmph	25 kmph	25 kmph	3 mph	6 mph	19 mph
36X10-16	8.00G-16	915 36	254 10	100	Standard Heel	Solid - Resilient	7190 1997	6180 1716	4760 1322	6180 1716	5610 1558	4760 1322

GALAXY MUDDY BUDDY R-4 ARC

ABRASION RESISTANT COMPOUND

SKIDSTEER

Galaxy Super Deep Muddy Buddy is a skid steer tire with super deep tread depth. It has 55% higher tread depth than conventional R-4 skid steer tires which results in long life. The Muddy Buddy is ideal for use on soft soil where high traction is required.

Size	Rim	Unloaded Dimension		Loaded Static radius	RC	Load Index PR Symbols	Inflation Pressure	Recommended Load, Kg (lbs.) Speed (kmph/mph) SkidSteer						
		SW	OD											
		mm	mm	mm	mm		bar	Field	10	15	20	30	40	50
		in	in	in	in		psi		6	9	12	19	25	31
10-16.5	8.25	252	773	354	2321	10	5.2	3350	2120	1675	1610	1440	1400	1335
		9.9	30.4	13.9	91.4	134A2	75	7390	4670	3690	3550	3180	3090	2940
12-16.5NHS	9.75	307	831	379.3	2469	12PR	5.5	4580	2900	2290	2205	1970	1915	1825
		12.1	32.7	14.9	97.2	145A2	80	10097	6393	5049	4861	4343	4222	4023

Size	Rim	Unloaded Dimension		Loaded Static radius	RC	Load Index PR Symbols	Inflation Pressure	Recommended Load Speed (kmph/mph) SkidSteer
		SW	OD					
		mm	mm	mm	mm		bar	10
		in	in	in	in		psi	6
10X16.5NHS	8.25 SDC8.25	252	773	351	2296	8	4.1	1880
		9.9	30.4	13.8	90.4	129A2	59	4145
12x16.5NHS	9.75	307	830	371	2469	10	4.5	2500
		12.1	32.7	14.6	97.2	140A2	65	5510
14-17.5NHS	10.5	349	921	409	2746	14	5.5	3875
		13.7	36.3	16.1	108.1	155A2	80	8540

GALAXY MIGHTY TRAC ND R-4 SC

SPECIAL COMPOUND

SKIDSTEER BACKHOE

Mighty Trac ND is specially designed for backhoes and skid steers plying on all types of terrain including snow. The aggressive non directional tread block pattern with stepped lug design provides excellent traction and durability leading to longer tire life. The angular sipes design with special snow compound reduces false steps on the surface & downtime and also enhances performance in all seasons.

Size	Rim	Unloaded Dimension		Loaded Static radius	RC	Load Index PR Symbols	Inflation Pressure	Recommended Load Speed (kmph/mph)	
		SW	OD					BackHoe Loader	SkidSteer
		mm	mm	mm	mm		bar	40	10
		in	in	in	in		psi	25	6
12-16.5	9.75	310	860	382	2495	12	5.5	2800	1890
		12.2	33.9	15	98.2	144A2	80	6173	4167
14-17.5NHS	10.5	360	950	438.6	2772	14	5.5	2575	3875
		14.2	37.4	17.3	109.1	155A2	80	5680	8540

Size	Rim	Unloaded Dimension		Loaded Static radius	RC	Load Index PR Symbols	Inflation Pressure	Recommended Load Speed (kmph/mph) SkidSteer
		SW	OD					
		mm	mm	mm	mm		bar	10
		in	in	in	in		psi	6
10-16.5	8.25	270	800	367	2369	10	5.2	2120
		10.6	31.5	14.4	93.3	134A2	75	4670

GALAXY SAND 750

R-4

HRC
HEAT RESISTANT COMPOUND

SKIDSTEER

The Sand 750 is a specially designed Rib pattern with a stiffer carcass that minimizes flexion and provides efficient traction thus ensuring optimum service in Sandy surface. The pattern is designed with Heat and Cut resistance compound leading to enhanced performance. Sand 750 is equipped with a Rim protector which prevents the sidewall from cuts and damages from external objects during operation and enhances tire life.

Size	Rim	Unloaded Dimension		Loaded Static radius	RC	Load Index PR Symbols	Inflation Pressure	Recommended Load Speed (kmph/mph)
		SW	OD					
		mm	mm	mm	mm		bar	10
		in	in	in	in		psi	6
10-16.5NHS	8.25	275	773	361	2346	10	5.2	2135
		10.8	30.4	14.2	92.4	134A2	75	4710
12-16.5NHS	9.75	307	831	380	2499	12	5.5	2865
		12.1	32.7	15	98.4	144A2	80	6320

GALAXY IMP PRO

I-1

AGRICULTURAL IMPLEMENTS
TRAILER
BALER

Galaxy IMP PRO is designed to ensure a large footprint and durability making it the preferred choice for grasslands and sensitive soil applications like foraging and manure spreading. Robust textile construction provides high load carrying capacity and stability ensuring its suitability for both on and off road applications. When used along with trailers, it ensures controlled depth especially during seeding cycle. With all these attributes Galaxy IMP PRO proves to be a reliable implement tire that's one of a kind.

Size	Rim	Unloaded dimension		Loaded Static Radius	Rolling Circum	Load Index Speed Symbol	Infi press	Recommend load, kg (lbs) Speed, kmph (mph) Free Rolling							
		SW	OD												
		mm in	mm in	mm in	mm in		Bar psi	Static	10 6	15 9	20 12	25 16	30 19	35 22	40 25
10.0/80-12IMP	9	264	710	309	2090	10	3.9		2060	1940	1820	1710	1600	1520	1440
		10.4	28	12.2	82.3	124A6(121A8)	57		4542	4277	4012	3770	3527	3351	3175
13.0/65-18	11	336	890	400	2745	16	4.9	5198	4060			3371	3150		2835
		13.2	35	15.7	108.1	148A6 (144A8)	71	11460	8950			7430	6950		6250

GALAXY TRAC STAR ND

L-4

ARC
ABRASION RESISTANT COMPOUND

SKIDSTEER
BACKHOE

The Galaxy Trac Star ND has a special tread design that enables the tire to be used in multiple applications. The deep tread pattern gives exceptional wear on hard surfaces like rock and concrete. The larger footprint reduces wheel slip. It also helps to reduce road vibration resulting in reduced operator fatigue and improved operational comfort.

Size	PR & LI	OD	SW	RC	Loaded Static radius	Recommended Load	Inflation Pressure	Speed
		mm in	mm in	mm in	mm in	kg lbs	bar psi	kmph mph
10x16.5NHS	10	773	252	2329	357	2135	5.2	10
	134A2	30.4	9.9	91.7	14.1	4707	75	6

Size	Rim	Unloaded Dimension		Loaded Static radius	RC	Load Index PR Symbols	Inflation Pressure	Recommended Load Speed (kmph/mph)
		SW	OD					SkidSteer
		mm	mm	mm	mm		bar	10
		in	in	in	in		psi	6
12x16.5NHS	9.75	307	838	374	2446	12	5.5	2800
		12.1	33	14.7	96.3	144A2	80	6173

GALAXY MIGHTY MOW

R-3

SKIDSTEER BACKHOE UTILITY TRACTOR BOOM LIFT MOWER 2WD TRACTOR MFWA

The Mighty Mow is engineered to provide superior flotation characteristics resulting in a turf friendly tire that will not damage grass or roots. The Mighty Mow works exceptionally well on mowers for lawns, parks, golf courses, sports grounds and cemeteries.

Size	PR	RIM	OD	SW	RC	Loaded Static radius	Recommended Load	Inflation Pressure	Speed
			mm in	mm in	mm in	mm in	kg lbs	bar psi	kmph mph
12-16.5	10	9.75	833 32.8	318 12.5	2461 96.9	381 15	1915 4222	2.8 41	10 6

GALAXY EARTH PRO RADIAL850

R-1W

2WD TRACTOR 4WD TRACTOR MFWA

Galaxy Earth-Pro 850 Series radial tire has an advanced lug design with steep angle in center for smooth ride, long wear and self cleaning. It has a lower angle at shoulder for traction. This tire provides greatly improved hillside stability. The Galaxy Earth-Pro 850 radial tire has a highly versatile and modern design providing excellent road wear and ride comfort while at the same time providing high traction in the field. The pads between the lugs act as mud breakers. Also, the reinforced lug and bead areas and improved tread compound provide exceptional working life.

Size	Rim	Unloaded Dimension		Loaded Static radius	RC	Load Index PR Symbols	Inflation Pressure	Recommend load, kg (lbs) Speed (kmph/mph)									
								Non cyclic operation							Cyclic operation		
		SW	OD														
		mm	mm	mm	mm		bar	Static	10	15	25	30	40	50	bar	10	15
		in	in	in	in		psi		6	9	16	19	25	31	psi	6	9
420/85R34 (16.9R34)	W15L	418	1578	706.5	4636	142A8	1.6	6100	3980	3550	2940	2840	2650	2650	2	4510	4110
	W14L W13	16.5	62.1	27.8	182.5	142B	23	13448	8774	7826	6482	6261	5842	5842	29	9943	9061

NOTES

BACKHOE

GALAXY BEEFY BABY R-4

WRC
WEAR RESISTANT COMPOUND

BACKHOE SKIDSTEER TELEHANDLER BOOM LIFT

Beefy Baby tires are the most durable and versatile R-4 bias ply tires in the range. They have been proven to be the lowest cost per hour R-4 tires in the market, making them the standard by which all other backhoe tires are measured. This leading market position has been earned over many years of service, thanks to the Beefy Baby's wear resistant compound, superior tread design, superior sidewall and rim shield protector.

Size	Rim	Unloaded Dimension		Loaded Static radius	RC	Load Index PR Symbols	Inflation Pressure	Recommended Load Speed (kmph/mph)	
		SW	OD					Drive Wheel	Free Rolling
		mm in	mm in	mm in	mm in		bar psi	40 25	40 25
10.5/80-18IMP	W8 SDC9	274	925	420	2714	10	3.7	1360	1950
		10.8	36.4	16.5	106.9	131A8/119A8	54	3000	4300
12.5/80-18IMP	W9.00	315	991	450	2996	12	3.7	1850	2650
		12.4	39	17.7	118	142A8/129A8	54	4080	5840
12.5/80-18IMP	W9.00	307	991	450	2953	14	4.3	2120	3000
		12.1	39	17.7	116.3	146A8/134A8	62	4670	6610

Size	Rim	Unloaded Dimension		Loaded Static radius	RC	Load Index PR Symbols	Inflation Pressure	Recommended Load Speed (kmph/mph)
		SW	OD					Backhoe Loader
		mm in	mm in	mm in	mm in		bar psi	40 25
12.5/80-18IMP	W9 9 W11	308	991	458	2946	10	3.1	1700
		12.1	39	18	116	126A8/139A8	45	3750

Size	Rim	Unloaded Dimension		Loaded Static radius	RC	Load Index PR Symbols	Inflation Pressure	Recommended Load Speed (kmph/mph)
		SW	OD					Industrial Tractor Application
		mm in	mm in	mm in	mm in		bar psi	10 6
14-17.5NHS	10.50	356	932	427	2783	10	3.8	3075
		14	36.7	16.8	109.6	147A2	55	6780
14-17.5NHS	10.5	356	932	427	2783	14	5.5	3875
		14	36.7	16.8	109.6	155A2	80	8540
15-19.5NHS	11.75 12.25	386	970	445	2918	14	4.8	4500
		15.2	38.2	17.5	114.9	160A2	70	9921

Size	Rim	Unloaded Dimension		Loaded Static radius	RC	Load Index PR Symbols	Inflation Pressure	Recommended Load Speed (kmph/mph)
		SW	OD					
		mm in	mm in	mm in	mm in		bar psi	10 6
385/65-22.5 NHS (15-22.5 NHS)	11.75	386	1090	497	3156	20	6.9	6000
		15.2	42.9	19.6	124.3	170A2	100	13230

GALAXY HULK L-5

BACKHOE SKIDSTEER

Galaxy Hulk has a unique tread pattern that allows it to operate in heavy duty applications while providing superior self-cleaning characteristics. The Hulk has a minimum tread depth of 44/32 NSD and a lug-to-void ratio of 68:32. As a result the Hulk provides long tread life and reduces downtime due to cuts and punctures.

Size	Rim	Unloaded Dimension		Loaded Static radius	RC	Load Index PR Symbols	Inflation Pressure	Recommended Load Speed (kmph/mph) Backhoe Loader		
		SW	OD						10	40
		mm in	mm in	mm in	mm in		bar psi	Static	6	25
12.5/80-18NHS	W9	308	967	432	2813	14	4.3	-	-	2000
		12.1	38.1	17	110.7	132A8	62	-	-	4410
18.4-26	W16	470	1427	650	4186	14	2.9	-	-	4125
		18.5	56.2	25.6	164.8		42	-	-	9090
16.9-30IND	W15L DW15A	434	1462	683	4239	14	3	8900	4840	3875
	W14L DW14A	17.1	57.6	26.9	166.9		44	19620	10670	8540

GALAXY THE MARATHONER R-4

WRC WEAR RESISTANT COMPOUND

BACKHOE SKIDSTEER UTILITY TRACTOR COMPACT LOADER BOOMLIFT INDUSTRIAL TRACTOR

The Marathoner is specifically designed to provide great wear characteristics and deliver great traction. The Marathoner features Galaxy's Mud Breakers, designed to get mud out of the tread. They provide the best high-traction skid steer characteristics of any tire on the market. This combination has made the Marathoner one of the best skid steer tires in its class. This represents an ideal tire industry for the original equipment and replacement market.

Size	Rim	Unloaded Dimension		Loaded Static radius	RC	Load Index PR Symbols	Inflation Pressure	Recommended Load Speed (kmph/mph)
		SW	OD					40
		mm in	mm in	mm in	mm in		bar psi	25
12X16.5	9.75	319	832	381	2457	10PR	4.5	2500
		12.6	32.8	15	96.7	140A2	65	5512
12.5/80-18IMP	W9 9	308	985	445	2936	10	3.3	2430
	W11	12.1	38.8	17.5	115.6	139A8/126A8	48	5360
18.4-24IND	W16L	467	1359	616	4003	12	2.5	3875
	W15L W16A		53.5	24.3	157.6	155A8	36	8540

GALAXY MULTI UTILITY

IND-3

C+C
CUT&CHIP RESISTANT COMPOUND

BACKHOE | INDUSTRIAL TRACTOR | UTILITY TRACTOR

Galaxy Multi Utility is specially designed for the front wheel of a backhoe. It is constructed to provide exceptional performance on both on & off-road applications. Robust construction provides high load-carrying capacity and the tread design ensures excellent traction and stability. The presence of cut resistant compound safeguards the tire from cuts and other damages.

Size	Rim	Unloaded Dimension		Loaded Static radius	RC	Load Index PR Symbols	Inflation Pressure	Recommended Load
		SW	OD					Speed (kmph/mph)
		mm in	mm in	mm in	mm in		bar psi	Log Skidder Application 40 25
9.00-16	6.50H	248	912	420	2665	16	7.25	2300
		9.8	35.9	16.5	104.9		105	5070

GALAXY HDC

F-3

BACKHOE

Galaxy HD Construction is a front wheel tire with exceptional tread life. It gives superior traction, high road ability and excellent ground stability.

Size	Rim	Unloaded Dimension		Loaded Static radius	RC	Load Index PR Symbols	Inflation Pressure	Recommend load, kg (lbs)							
		SW	OD					Speed (kmph/mph)							
								Drive Wheel				Free Rolling			
		mm in	mm in	mm in	mm in		bar psi	10 6	25 16	40 25	50 31	10 6	25 16	40 25	50 31
12.5/80-18 IMP	W9	308	965	434	2834	12	3.7	3710	3150	2650	2390	2590	2200	1850	1670
		12.1	38	17.1	111.6	142A8(138B) 129A8(125B)	54	8179	6945	5842	5269	5710	4850	4079	3682

GALAXY MIGHTY TRAC ND

R-4

SC
SPECIAL COMPOUND

SKIDSTEER | BACKHOE

Mighty Trac ND is specially designed for backhoes and skid steers plying on all types of terrain including snow. The aggressive non directional tread block pattern with stepped lug design provides excellent traction and durability leading to longer tire life. The angular sipes design with special snow compound reduces false steps on the surface & downtime and also enhances performance in all seasons.

Size	Rim	Unloaded Dimension		Loaded Static radius	RC	Load Index PR Symbols	Inflation Pressure	Recommended Load
		SW	OD					Speed (kmph/mph)
		mm in	mm in	mm in	mm in		bar psi	Backhoe Loader 40 25
12.5/80-18	W9	310	986	456	2878	12	3.7	2650
		12.2	38.8	18	113.3	142A8	54	5840
19.5L-24	DW16L	495	1314	597	3877	14	2.6	3750
		19.5	51.7	23.5	152.6	154A8	38	8270

GALAXY EZ RIDER R-4

BACKHOE COMPACT LOADER INDUSTRIAL TRACTOR

The EZ Rider derives its name from the smooth ride it provides thanks to its rounded tread bars that reduce tire skip and vibration. These Galaxy R-4 tires are built with mud breakers to efficiently eject mud and debris from the tire in order to maintain its strong pulling power. Galaxy has also integrated a rim guard and its Super Sidewall protection to ensure rim and sidewall integrity no matter how demanding the application. These characteristics have made the EZ Rider the R-4 tire of choice for some of the top original equipment manufacturers in the world.

Size	Rim	Unloaded Dimension		Loaded Static radius	RC	Load Index PR Symbols	Inflation Pressure	Recommended Load Speed (kmph/mph)
		SW	OD					
		mm	mm	mm	mm		bar	40
		in	in	in	in		psi	25
14.9-24 IND	W13	370	1225	542	3591	6	1.65	1950
		14.6	48.2	21.3	141.4	131A8	24	4300
14.9-24IND	W13 W12	370	1225	551	3548	12	2.9	2900
		14.6	48.2	21.7	139.7	145A8	42	6390
16.9-24 IND	W15L	429	1295	579	3783	6	1.5	2240
		16.9	51	22.8	148.9	136A8	22	4940
16.9-24 IND	W15L DW15L	429	1295	579	3771	12	2.6	3250
		16.9	51	22.8	148.5	149A8	38	7170
19.5L-24	W16L DW16A	490	1313	598	3950	10	1.9	3000
		19.3	51.7	23.5	155.5	146A8	28	6610
19.5L-24	W16L	485	1314	597	3937	12	2.35	3450
		19.1	51.7	23.5	155		34	7610
21L-24	DW18A	538	1379	620	4089	12	2.2	3875
		21.2	54.3	24.4	161	155A8	32	8543
16.9-28	W15L DW15L W14L	429	1410	640	4199	12	2.6	3450
		16.9	55.5	25.2	165.3	151A8	38	7606
21L-28 IND	DW18 DW18A	533	1479	676	4483	18	3	5150
		21	58.2	26.6	176.5	165A8	44	11350

Size	Rim	Unloaded Dimension		Loaded Static radius	RC	Load Index PR Symbols	Inflation Pressure	Recommend load, kg (lbs) Speed, Km/h (mph) Constant Load				
		SW	OD									
		mm	mm	mm	mm		bar	Static	10	25	30	40
		in	in	in	in		psi		6	16	19	25
16.9-28	DW15L	432	1415	641	4189	10	2.2	7070	3840	3260	3200	3075
		17	55.7	25.2	164.9	147A8	32	15590	8470	7190	7060	6780

Size	Rim	Unloaded Dimension		Loaded Static radius	RC	Load Index PR Symbols	Inflation Pressure	Recommend load, kg (lbs) Speed (kmph/mph) Regular Application										Cyclic Application			
		SW	OD																		
		mm	mm	mm	mm		bar	Static	5	10	15	20	25	30	35	40	50	Static	5	10	15
		in	in	in	in		psi		3	6	9	12	16	19	22	25	31		3	6	9
17.5L-24	W15L	440	1240	564.4	3722	16	3.2	8165	5150	4440	4010	3870	3765	3690	-	3550	3230	-	5930	5325	4755
		17.3	48.8	22.2	146.5	152A8	46	18001	11354	9789	8841	8532	8300	8135	-	7826	7121	-	13073	11740	10483
19.5L-24	W16L	495	1314	594.4	3095	16	2.9	9200	5800	5000	4520	4360	4240	4160	4080	4000	3640	9200	6680	6000	5360
		19.5	51.7	23.4	121.9	156A8	42	20283	12787	11023	9965	9612	9348	9171	8995	8818	8025	20283	14727	13228	11817
21L-24	DW18A	538	1379	616.6	4111	16	2.8	10350	6525	5625	5085	4905	4770	4680	-	4500	4095	-	7515	6750	6030
		21.2	54.3	24.3	161.9	160A8	41	22818	14385	12401	11210	10814	10516	10318	-	9921	9028	-	16568	14881	13294

GALAXY SUPER INDUSTRIAL LUG

R-4 HRC HEAT RESISTANT COMPOUND

BACKHOE INDUSTRIAL TRACTOR UTILITY TRACTOR TRENCHER

Galaxy Super Industrial Lug is a classic, well accepted design. Built with more plies than other R-4 it provides superior strength and longer tread life. The cleat is solid in the centre for wear and penetration protection. The design of this tire has won it the distinction of being selected by several world-class OE manufacturers.

Size	Rim	Unloaded Dimension SW	Unloaded Dimension OD	Loaded Static radius	RC	Load Index PR Symbols	Inflation Pressure	Recommended Load Speed (kmph/mph) Backhoe Loader
		mm	mm	mm	mm		bar	40
		in	in	in	in		psi	25
14.9-24	W13	389	1224	564	3720	6	2.95	1950
		15.3	48.2	22.2	146.5	131A8	43	4300
320/80-18IND (12.5/80-18)	9	308	985	442	2863	116A8	1.9	1250
		12.1	38.8	17.4	112.7		28	2756
320/80-18 IND (12.5/80-18)	9	308	985	447.6	2935	134A8	4.3	2120
		12.1	38.8	17.6	115.6		62	4674
440/80-24IND (16.9-24IND)	DW14L 15 DW15L W15L	438	1307	587	3801	142A8	2.3	2650
		17.2	51.5	23.1	149.6		33	5840
440/80-24IND (16.9-24IND)	W15L	438	1307	577.4	3847	6PR	1.5	2240
		17.2	51.5	22.7	151.5	136A8	22	4938
480/80-26 IND (18.4-26 IND)	DW16 W16L DW16A DW15A W15L	467	1425	641	4210	12	2.5	4000
		18.4	56.1	25.2	165.7	156A8	36	8820
440/80-28IND (16.9-28 IND)	W15L W14L 15	440	1410	635	4113	12	2.6	3550
		17.3	55.5	25	161.9	152A8	38	7826
16.9-30IND	DW15 15	429	1455	658	4301	14	3.03	4000
		16.9	57.3	25.9	169.3	156A8	44	8820

Size	Rim	Unloaded Dimension SW	Unloaded Dimension OD	Loaded Static radius	RC	Load Index PR Symbols	Inflation Pressure	Recommend load, kg (lbs) Speed (kmph/mph) Constant Load 10	15	Cyclic Application 20	30	40	50	Static	10
		mm	mm	mm	mm		bar								
		in	in	in	in		psi	6	9	12	19	25	31	kmph	6
400/70-20 (16/70-20) IND	W13	394	1074	490	3226	144A8	3.2	3500	3750	3050	2910	2800	2550	6440	4200
		15.5	42.3	19.3	127		46	14200	7720	6720	6420	6170	5620	9260	8270

GALAXY JUMBO HULK

L-4 SC SPECIAL COMPOUND C+C CUT&CHIP RESISTANT COMPOUND

BACKHOE INDUSTRIAL TRACTOR

Galaxy Jumbo Hulk has a unique tread pattern that allows it to operate in severe conditions while providing superior self-cleaning characteristics. Because of the deep tread depths and high solid to void ratio, the Hulk L-4 provides extraordinary hours of service and reduces downtime caused due to cuts and punctures. This is a very reliable tire that does not overheat under extensive use on the road.

Size	Rim	Unloaded Dimension SW	Unloaded Dimension OD	Loaded Static radius	RC	Load Index PR Symbols	Inflation Pressure	Recommended Load Speed (kmph/mph) Backhoe Loader
		mm	mm	mm	mm		bar	40
		in	in	in	in		psi	25
16.9-24IND	W15L W15 15	429	1309	593	3764	12	2.6	3250
		16.9	51.5	23.3	148.2		38	7170
21L-24IND	DW18L DW18 TW18L	533	1378	624	4147	16	2.8	4490
		21	54.3	24.6	163.3	160A8	41	9900
16.9-28IND	DW15L W15L DW14L W15	429	1410	636	4216	14	3	3875
		16.9	55.5	25	166		44	8540

Size	Rim	Unloaded Dimension		Loaded Static radius	RC	Load Index PR Symbols	Inflation Pressure	Recommended Load Speed (kmph/mph) Backhoe Loader	
		SW	OD						
		mm / in	mm / in	mm / in	mm / in		bar / psi	Static / kmph	40 / 25
19.5L-24 IND	DW16L	495 / 19.5	1314 / 51.7	585 / 23	3584 / 141.1	14	2.6 / 38	8606 / 18970	3750 / 8270

GALAXY INDUSTRIAL R-1

BACKHOE TELEHANDLER INDUSTRIAL TRACTOR COMPACT LOADER

This tire is designed for telescopic handlers and European backhoes used in agricultural applications. These tires provide extra traction in soft soil. In addition, the Rim Shield protector adds to this tire's durability. The Galaxy Industrial has earned a reputation around the world as a tire that outlasts the competition and provides reliable service.

FRONT BACKHOE

Size	PR	Type	Rim	SW	OD	RC	Loaded Static radius	Recommended Load	Inflation Pressure	Speed
				mm / in	mm / in	mm / in	mm / in	kg / lbs	bar / psi	kmph / mph
17.5L-24 (460/70-24)	12 / 151A8/165A2	TL	DW15L	1235 / 48.6	445 / 17.5	3632 / 143	559 / 22	3450 / 7606	2.7 / 39	40 / 25

BACKHOE LOADER

Size	Rim	Unloaded Dimension SW	Unloaded Dimension OD	Loaded Static radius	RC	Load Index PR Symbols	Inflation Pressure	Recommend load, kg (lbs) Speed (kmph/mph) Constant Load Static	5	10	15	20	25	30	35	40	50	Cyclic Application Static	5	10	15
		mm / in	mm / in	mm / in	mm / in		bar / psi		3	6	9	12	16	19	22	25	31		3	6	9
12.5/80-18 IND	W9	307 / 12.1	978 / 38.5	432 / 17	3021 / 118.9	14 / 145A8	4.25 / 62	6670 / 14705	4205 / 9270	3625 / 7992	3275 / 7220	3160 / 6967	3075 / 6779	3015 / 6647	2960 / 6526	2900 / 6393	2640 / 5820	6670 / 14705	4845 / 10681	4350 / 9590	3885 / 8565

Size	Rim		Unloaded Dimension		Loaded Static radius	RC	Load Index PR Symbols	Inflation Pressure	Recommended Load Speed (kmph/mph) Backhoe Loader Recommended Load	
			SW	OD						
			mm / in	mm / in	mm / in	mm / in		bar / psi	10 / 6	40 / 25
17.5L-24IND	W15	W15L	445 / 17.5	1265 / 49.8	559 / 22	3623 / 142.6	12PR 151A8 165A2	2.7 / 39	5150 / 11354	3450 / 7606

GALAXY SUPER INDUSTRIAL RIB F-3

BACKHOE ARTICULATED DUMP TRUCK

Galaxy Super Industrial Rib tires are designed for the front wheels of a two-wheel drive backhoe. Galaxy has developed this unique design to ensure even less soil disturbance and cutting on grass by introducing an F-3 version. The combination of flotation and low compaction makes F-3 the perfect tire for golf courses and cemeteries.

BACKHOE LOADER

Size	Rim	Unloaded Dimension SW	Unloaded Dimension OD	Loaded Static radius	RC	Load Index PR Symbols	Inflation Pressure	Recommended Load Speed (kmph/mph) Backhoe Loader
		mm / in	mm / in	mm / in	mm / in		bar / psi	40 / 25
14.5/75-16.1SL	W11C	382 / 15	931 / 36.7	416 / 16.4	2754 / 108.4	16	4.2 / 61	3150 / 6950

GALAXY MULTI TOUGH

R-4

WRC
WEAR RESISTANT COMPOUND

BACKHOE | COMPACT LOADER | TELEHANDLER

Galaxy Multi tough is the go-to solution for all compact machineries. The innovative design of the tire ensures low rolling resistance leading to low fuel consumption. The non-directional tread pattern is optimized for both on and off road applications. Shoulder lugs ensure excellent grip while working on softer surfaces whereas the massive central blocks provide longer life when it operates on harder surfaces. It has high damping capability which absorbs road shocks and enables smooth ride.

Size	Rim	Unloaded Dimension		Loaded Static radius	RC	Load Index PR Symbols	Inflation Pressure	Recommend load, kg (lbs) Speed (kmph/mph)							
		SW	OD												
		mm	mm	mm	mm		bar	Static	10	15	20	25	30	40	50
		in	in	in	in		psi		6	9	12	16	19	25	31
440/80R24IND (16.9R24)	DW14L	450	1314	590	3955	154A8	3.2	4875	4690	4240	-	4090	3900	3750	3750
		17.7	51.7	23.2	155.7	154B	46	10750	10340	9350	-	9020	8600	8270	8270

Size	Rim	Unloaded Dimension		Loaded Static radius	RC	Load Index PR Symbols	Inflation Pressure	Recommend load, kg (lbs) Speed (kmph/mph)							
								Constant Load						Cyclic Application	
		SW	OD												
		mm	mm	mm	mm		bar	Static	10	20	30	40	50	10	15
		in	in	in	in		psi		6	12	19	25	31	6	9
340/80R18 IND (12.5/80R18 IND)	W11	343	1001	447	2967	136A8	3.2	5150	2370	2330	2240	2040	3.2	3360	3000
		13.5	39.4	17.6	116.8		46	11354	5225	5137	4938	4497	46	7408	6614

Size	Rim	Unloaded Dimension		Loaded Static radius	RC	Load Index PR Symbols	Inflation Pressure	Recommend load, kg (lbs) Speed (kmph/mph) Constant Load Application				
		SW	OD									
		mm	mm	mm	mm		bar	Static	10	20	30	40
		in	in	in	in		psi		6	12	19	25
440/80R28 (16.9R28) IND	DW14L	441	1415	641	4258	156A8	3.2	5000	4360	4160	4000	3075
		17.4	55.7	25.2	167.6		46	11020	9610	9170	882	6780

Size	Rim	Unloaded Dimension		Loaded Static radius	RC	Load Index PR Symbols	Inflation Pressure	Recommended Load Speed (kmph/mph) Backhoe Loader
		SW	OD					
		mm	mm	mm	mm		bar	40
		in	in	in	in		psi	25
440/80R30IND	DW14L	441	1466	665	4508	157A8	3.2	4125
		17.4	57.7	26.2	177.5		46	9090

GALAXY INDUSTRIAL RIB ULTRA

F-3

C+C
CUT&CHIP RESISTANT COMPOUND

BACKHOE

The Galaxy Industrial Rib Ultra is designed to provide excellent directional stability on the front of two wheel drive backhoes. The Industrial Rib Ultra features reinforced sidewalls to deliver superior protection against cuts and snags.

Size	Rim	Unloaded Dimension		Loaded Static radius	RC	Load Index PR Symbols	Inflation Pressure	Recommended Load Speed (kmph/mph) Backhoe
		SW	OD					
		mm	mm	mm	mm		bar	40
		in	in	in	in		psi	25
11L-16SL	W8L	279	808	372	2455	10	3.6	1120
		11	31.8	14.6	96.7	112A8	52	2470

GALAXY GIRAFFE XLW L-2/G-2

ARC
ABRASION RESISTANT COMPOUND

BACKHOE GRADER WHEEL LOADER SKIDSTEER TELEHANDLER

The Galaxy Giraffe XLW features an all new, multi-purpose design making it the optimal Backhoe tire. The Giraffe XLW is engineered using a neutral casing design which minimizes stress on the tire and thereby increases reliability and tire life. The wide, flat tread design provides exceptional stability. The Giraffe XLW's solid center tread blocks deliver long wear and ride comfort characteristics while its aggressive, open shoulder lugs provide excellent off-road traction.

Size	Rim	Unloaded Dimension		Loaded Static radius	RC	Load Index PR Symbols	Inflation Pressure	Recommended Load Speed (kmph/mph) Backhoe
		SW	OD					
		mm	mm	mm	mm		bar	40
		in	in	in	in		psi	25
16.9-28	W15	440	1410	649	4187	12	2.6	3550
		17.3	55.5	25.6	164.8	152A8	38	7830

GALAXY CTM 101 R-4

TELEHANDLER BACKHOE COMPACT LOADER AGRICULTURAL IMPLEMENTS

Galaxy CTM 101 is a premium offering from Galaxy brand and is an one stop solution for compact machinery like backhoe loaders, telehandlers & compact wheel loaders. The tire is designed for heavy duty applications with very good resistance to shock and perforation. It comes with a special rubber compound that provides chunk and tear resistance, longer service life and driving comfort. The versatile and robust diagonal construction provides exceptional stability for high lifting and heavy loading and is suitable for a wide variety of applications.

Size	Rim	Unloaded Dimension		Loaded Static radius	Rolling Circumference	Load Index PR Symbols	Inflation Pressure	Recommend load, kg (lbs) Speed (kmph/mph) Constant Load Application				
		SW	OD					Static	10	25	30	40
		mm	mm	mm	mm		bar					
				in	in		psi	kmph	6	16	19	25
400/80-24 (15.5/80-24) IND	DW13	404	1250	568	3782	162A8	5	10930	5940	5040	4940	4750
	DW14L	15.9	49.2	22.4	148.9		73	24100	13100	11110	10890	10470
440/80-24 (16.9/80-24) IND	W13	441	1314	603	3971	168A8	5	12880	7000	5940	5820	5600
	W14L	17.4	51.7	23.7	156.3		73	28400	15430	13100	12830	12350

GALAXY INDUSTRIAL RIB F-3

BACKHOE

The Galaxy Industrial Rib F-3 is designed to provide excellent directional stability on the front of two wheel drive backhoes. It features reinforced sidewalls that helps deliver superior protection against cuts and snags. This tire is ideal for all operational activities that require a high level of handling that doesn't impact downtime. The optimum rib design incorporated in this tire provides good steering capability.

Size	Rim	Unloaded Dimension		Loaded Static radius	RC	Load Index PR Symbols	Inflation Pressure	Recommended Load Speed (kmph/mph) Backhoe
		SW	OD					
		mm	mm	mm	mm		bar	40
		in	in	in	in		psi	25
14.5/75-16.1SL	11	383	931	421	1450	10	2.75	1450
		15.1	36.7	16.6	57.1	121A8	40	3200

PRIMEX MEGA TRAC 88 IMP

BACKHOE INDUSTRIAL TRACTOR

The Mega Track's aggressive tread design delivers excellent traction in a variety of ground surfaces. It is a front tire designed for four-wheel-drive backhoes. High mileage, good traction, fuel saving and ride comfort are some of the features of Mega Trak.

Size	Type	PR	RIM	OD	SW	RC	Loaded Static radius	Recommended Load	Inflation Pressure	Speed
				mm in	mm in	mm in	mm in	kg lbs	bar psi	kmph mph
12.5/80-18	TL	12	9	991 39	308 12.1	2895 114	450 17.7	3201 7057	3.52 51	8 5

PRIMEX RAZORBACK GXII R-4

BACKHOE

Primex Razorback GXII has been engineered with a greater amount of tread in the center-bar for enhanced wear. The re-designed tread pattern on the GX delivers superior road stability. The Razorback GXII is designed to operate on machines such as backhoes and industrial tractors.

REAR BACKHOE

Size	PR	Type	RIM	OD	SW	Loaded Static radius	Recommended Load	Inflation Pressure	Speed
				mm in	mm in	mm in	kg lbs	bar psi	kmph mph
14.9-24	8	TL	W12	1219 48	356 14	557 21.9	2304 5079	2.07 30	40 25
14.9-24	12	TL	12	1222 48.1	356 14	557 21.9	2903 6400	2.9 42	40 25
16.9-24	8	TL	W15L	1303 51.3	447 17.6	592 23.3	2649 5840	1.93 28	40 25
16.9-24	12 149A8	TL	W15L	1296 51	442 17.4	587 23.1	3243 7150	2.62 38	40 25
17.5L-24 (460/70-24)	10	TL	W15L	1235 48.6	430 16.9	562 22.1	2790 6151	2.21 32	40 25
18.4-24	10	TL	W16L	1359 53.5	470 18.5	615 24.2	3357 7401	2.07 30	40 25
19.5L-24	12	TL	W16L	1313 51.7	496 19.5	595 23.4	3448 7602	2.34 34	40 25
21L-24	12 155A8	TL	DW18A	1387 54.6	526 20.7	625 24.6	3878 8550	2.21 32	40 25
16.9-28	10	TL	W15L	1402 55.2	445 17.5	640 25.2	3085 6801	2.21 32	40 25
16.9-28	12	TL	W15L	1402 55.2	445 17.5	640 25.2	3085 6801	2.21 32	40 25

TELEHANDLER

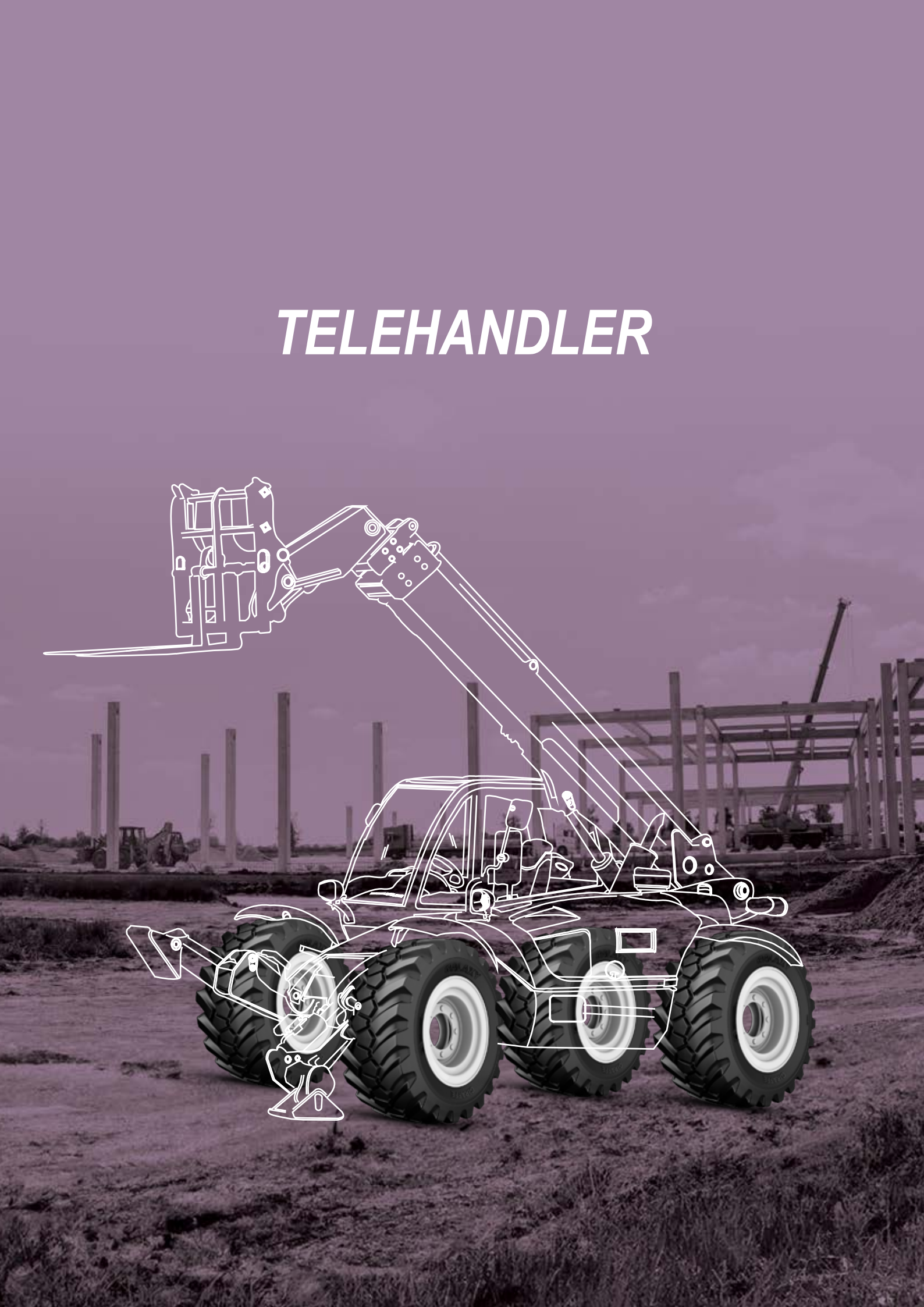

GALAXY BEEFY BABY R-4

SC
SPECIAL COMPOUND

TELEHANDLER · BACKHOE · SKIDSTEER · UTILITY TRACTOR · BOOMLIFT

Beefy Baby tires are the most durable and versatile R-4 bias ply tires in its range. They have been proven to be the lowest cost per hour R-4 tires in the market, making them the standard by which all other tires are measured. This leading market position has been earned over many years of service, thanks to the Beefy Baby's wear resistant compound, superior tread design, superior sidewall and rim shield protector.

Size	Rim	Unloaded Dimension		Loaded Static radius	RC	Load Index PR Symbols	Inflation Pressure	Recommended Load Speed (kmph/mph) Backhoe Loader
		SW	OD					40 / 25
		mm / in	mm / in	mm / in	mm / in		bar / psi	
385/65-22.5 NHS (15-22.5 NHS)	11.75	386	1090	496	3300	20	6.9	6000
		15.2	42.9	19.5	129.9	170A2	100	13230
445/65-22.5 NHS (18-22.5NHS)	14	460	1166	537	3539	18	6.9	6000
		18.1	45.9	21.1	139.3	170A2	100	13230

GALAXY GIRAFFE ND L-3

HRC
HEAT RESISTANT COMPOUND

TELEHANDLER

The Giraffe ND is an premium offering for Telehandler running in On-off road conditions. Its Special non directional Pattern design offers excellent traction on loose surfaces and has high tread depth for increased tire life. The Giraffe ND with its features helps is reducing operating cost thereby maximizing profit. It has a special Heat & cut resistant compound.

Size	Rim	Unloaded Dimension		Loaded Static radius	RC	Load Index PR Symbols	Inflation Pressure	Recommended Load Speed (kmph/mph)
		SW	OD					40 / 25
		mm / in	mm / in	mm / in	mm / in		bar / psi	
370/75-28	11	364	1270	580	3779	14	5	5450
		14.3	50	22.8	148.8	167A2	73	12020
400/75-28	12	396	1318	597	3917	16	5	6500
		15.6	51.9	23.5	154.2	173A2	73	14330

GALAXY INDUSTRIAL

TELEHANDLER · BACKHOE · UTILITY TRACTOR · COMPACT LOADER · INDUSTRIAL TRACTOR

This tire is designed for telescopic handlers and European backhoes used in agricultural applications. These tires provide extra traction in soft soil. In addition, the Rim Shield Protector adds to this tires durability. The Galaxy Industrial has earned a reputation around the world as a tire that outlasts the competition and provides reliable service.

Size	Rim	Unloaded Dimension		Loaded Static radius	Rolling Circumference	Load Index PR Symbols	Inflation Pressure	Speed, Km/h (mph) Recommended Load Speed (kmph/mph) Recommended Load	
		SW	OD					10	40
		mm	mm	mm / in	mm / in		bar / psi	6	25
17.5L-24IND	DW15L W15L	445	1235	559	3632	12 151A8 165A2	2.7	5150	3450
		17.5	48.6	22	143		39	11354	7606

GALAXY CTM 101 R-4

HRC
HEAT RESISTANT COMPOUND

TELEHANDLER | BACKHOE | COMPACT LOADER | AGRICULTURAL IMPLEMENTS

Galaxy CTM 101 is a premium offering from Galaxy brand and is an one stop solution for compact machinery like backhoe loaders, telehandlers & compact wheel loaders. The tire is designed for heavy duty applications with very good resistance to shock and perforation. It comes with a special rubber compound that provides chunk and tear resistance, longer service life and driving comfort. The versatile and robust diagonal construction provides exceptional stability for high lifting and heavy loading and is suitable for a wide variety of applications.

Size	Rim	Unloaded Dimension		Loaded Static radius	RC	Load Index PR Symbols	Inflation Pressure	Recommend load, kg (lbs)				
								Speed (kmph/mph)				
								Constant Load Application				
		SW	OD	mm	mm		bar	Static	10	25	30	40
		mm	mm	in	in		psi	kmph	6	16	19	25
400/80-24	DW13	404	1250	568	3782	162A8	5	10930	5940	5040	4940	4750
(15.5/80-24) IND	DW14L	15.9	49.2	22.4	148.9		73	24100	13100	11110	10890	10470
440/80-24	W13	441	1314	603	3971	168A8	5	12880	7000	5940	5820	5600
(16.9/80-24) IND	W14L	17.4	51.7	23.7	156.3		73	28400	15430	13100	12830	12350

GALAXY WORK MASTER R-1

TELEHANDLER | BACKHOE | UTILITY TRACTOR

The Galaxy Work master R-1 is an Agro Industrial pattern mainly developed in order to meet the needs of multiple operations performed by industrial vehicles such as telehandlers and Industrial tractors. The Galaxy Work Master has a heavy R-1 lug design that combines the toughness of a construction tire with the traction and self-cleaning of a tractor tire. The flat, wide tread, provides excellent stability during vehicle operation.

Size	Rim	Unloaded Dimension		Loaded Static radius	RC	Load Index PR Symbols	Inflation Pressure	Recommend load, kg (lbs)			
								Speed (kmph/mph)			
								Tractor Application			
		SW	OD								
		mm	mm	mm	mm		bar	10	20	30	40
		in	in	in	in		psi	6	12	19	25
10.0/75-15.3	9	264	780	348	2293	10	3.9	1935	1690	1610	1550
		10.4	30.7	13.7	90.3	123A8	57	4270	3730	3550	3420
11.5/80-15.3	9	290	867	382	2550	12	4.1	2725	2375	2265	2180
		11.4	34.1	15	100.4	135A8	59	6010	5240	4990	4810
405/70-20	13	407	1076	496	3160	14	3.5	5200	4030	3705	3575
		16	42.4	19.5	124.4	152A8	51	11460	8890	8170	7880
15.5/80-24	12	384	1262	566	3786	16	4	6095	5315	5070	4875
		15.1	49.7	22.3	149.1	163A8	58	13440	11720	11180	10750
18.4-26	16	467	1450	646	4244	12	2.5	5000	4360	4160	4000
		18.4	57.1	25.4	167.1	156A8	36	11020	9610	9170	8820
15.5/80-24	12	384	1262	566	3786	12	3	5155	4495	4290	4125
		15.1	49.7	22.3	149.1	157A8	44	11370	9910	9460	9090

GALAXY CTM 102

TELEHANDLER | COMPACT LOADER | COMPACTOR | AGRICULTURAL IMPLEMENTS

Specially designed Agro-Industrial tire suitable for multi-purpose vehicles in municipality, maintenance, field and road transport on machines like Telehandler, Compact wheel loader, compactors, multi purpose trucks and implements.

Size	Rim	Unloaded Dimension		Loaded Static radius	RC	Load Index PR Symbols	Inflation Pressure	Speed, Km/h (mph)
								Recommended Load, Kg (lbs.)
								Multipurpose
		SW	OD	mm	mm		bar	90
		mm	mm	in	in		psi	56
10.5-18MPT	9	270	905	415	2739	10PR	3.75	1700
(265/85-18MPT)		10.6	35.6	16.3	107.8	126G	54	3748

Size	Rim	Unloaded Dimension		Loaded Static radius	RC	Load Index PR Sym-bols	Inflation Pres-sure	Recommend load, kg (lbs)										
								Speed (kmph/mph)										
								Multi Purpose										
		SW	OD				bar	Static	10	20	30	40	50	60	65	70	80	90
		mm in	mm in	mm in	mm in		psi		6	16	19	25	31	37	40	43	50	56
12.5-18MPT	11	330	1003	460.4	3018	12	3.5	4875	3510	2925	2437.5	2242.5	2184	2145	2115.75	2086.5	2028	1950
(315/85-18MPT)		13	39.5	18.1	118.8	131G	51	10748	7738	6449	5374	4944	4815	4729	4664	4600	4471	4299

GALAXY HIGH-LIFT RADIAL

R-1 CRC CHIP & CHUNK RESISTANT COMPOUND

TELEHANDLER | BACKHOE | COMPACT LOADER

The Galaxy High-Lift Radial R-1, is an ideal radial tire for off-the-road and agricultural services. The tire is engineered with radial textile-carcass and polyester belt. Specific tread pattern enables wide range of applications, including construction machinery, as well as agro-industrial mechanizations, such as backhoe loaders and telescopic handlers.

Size	Rim	Unloaded Dimension		Loaded Static radius	RC	Load Index PR Sym-bols	Infla-tion Pres-sure	Recommend load, kg (lbs)										
								Speed (kmph/mph)										
								Constant Load Application						Cyclic Applciation				
		SW	OD				bar	Static	10	20	30	40	50	10	15	30	40	50
		mm in	mm in	mm in	mm in		psi		6	16	19	25	31	6	9	19	25	31
405/70R24IND	W13	407	1178	535	3550	152A8	4	8165	4438	3870	3692	3550	3231	5325	4757	-	-	-
(16.0/70R24IND)		16	46.4	21.1	139.8		58	18000	9780	8530	8140	7830	7120	11740	10490	-	-	-
460/70R24IND	W15L	445	1245	564	3682	159A8	4	10060	5470	4680	4375	4000	4680	4375	4000	-	-	-
(17.5LR24IND)	W14L	17.5	49	22.2	145		58	22180	12060	10320	9650	8820	10320	9650	8820	-	-	-
500/70R24IND	W16L W15L	503	1310	596	3965	164A8	4	11500	6250	-	5350	5000	4550	7500	-	5350	5000	4550
(19.5LR24IND)	W16A DW16A	19.8	51.6	23.5	156.1		58	25350	13780	-	11800	11020	10030	16540	-	11800	11020	10030

Size	Rim	Unloaded Dimension		Loaded Static Radius	RC	Load Index PR Symbols	Inflation Pressure	Recommended Load
								Speed (kmph/mph)
								TeleHandler
		SW	OD					40
		mm in	mm in	mm in	mm in		bar psi	25
460/70R24 IND	DW15L W14L	445	1250	575	3840	150A8	4	3350
(17.5LR24 IND)	W15L	17.5	49.2	22.6	151.2		58	7385

GALAXY SUPER HIGH LIFT SDS

SOLID

ARC
ABRASION RESISTANT COMPOUND

TELEHANDLER

Super High Lift SDS is designed for telehandlers working in extreme conditions. The robust two stage construction provides superior life ensuring reduced downtime and maximum vehicle productivity. Stepped lug design with high tread depth enhances stability and provides high traction. The dual aperture design assures cushioned riding experience and minimises heat generation. Presence of special abrasion resistance compound safeguards the tire against wear and improves tire life.

Size	Rim	OD	Recommend load, kg (lbs)		
			Speed (kmph/mph)		
			Other Vehicles		
		mm	Static	6	10
		in	kmph	4	6
13.00-24*#	8.5	1294	9625	7650	6950
		50.9	21220	16870	15320
14.00-24*#	8.5	1338	10650	8475	7700
		52.7	23480	18680	16980

Available in Standard heel and Lip type rim
* Available with assembly

GALAXY CTM 103

TELEHANDLER

COMPACT LOADER

Galaxy CTM 103 tire is designed for applications on telescopic handlers and compact wheel loaders. It has superior carcass and bead construction which aid in improving tire life. The extra deep lug provides excellent wear under most severe working conditions. It's specially designed directional tread pattern provides excellent traction and self-cleaning properties.

Size	Rim	Unloaded Dimension		Loaded Static radius	RC	Load Index PR Symbols	Inflation Pressure	Recommend load, kg (lbs)					
								Speed (kmph/mph)					
								Constant Load Application					
		SW	OD	mm	mm		bar	10	20	25	30	40	50
		mm	mm	in	in		psi	6	12	16	19	25	31
405/70-24 (16/70-24) MPT	W13	407	1178	546	3460	14	4	4840	4220	4100	4020	3870	3550
		16	46.4	21.5	136.2	152B	58	10670	9300	9040	8860	8530	7830

GALAXY SUPER HIGH LIFT R-1

TELEHANDLER BACKHOE COMPACT LOADER BOOMLIFT

Galaxy Super High Lift R-1 is especially designed for telescopic handlers used in agriculture. It is also suitable for backhoes when extra traction is needed in soft soil. The flat, wide tread provides stability for telehandlers and high-lifting loaders. Its 45 degree lug design provides a smooth ride on hard surfaces.

Size	Rim	Unloaded Dimension		Loaded Static radius	RC	Load Index PR Symbols	Inflation Pressure	Recommend load, kg (lbs) Speed (kmph/mph)							
								Drive Wheel				Free Rolling			
		SW	OD												
		mm	mm		mm		bar	10	20	30	40	10	20	30	40
		in	in		in		psi	6	12	19	25	6	12	19	25
15.5/80-24IMP	W12	384	1255	573	3753.4	12	3	3740	3310	2900	2610	5320	4700	4125	3710
		15.1	49.4	22.6	147.8	145A6 157A6	44	8245	7297	6393	5754	11729	10362	9094	8179

GALAXY MULTI TOUGH R-4

TELEHANDLER BACKHOE COMPACT LOADER SKIDSTEER

This radial tire is used for mixed applications on hard surfaces and soft soil. The unique non-directional tread design is ideal for on and off-the-road service and facilitates easier self-cleaning. High mileage, best traction, fuel saving and ride comfort are some of the tire's advantages.

Size	PR	Rim	SW	OD	RC	Loaded Static radius	Recommended Load	Inflation Pressure	Speed
			mm in	mm in	mm in	mm in	kg lbs	bar psi	kmph mph
365/70R18 IND	146	11	969	360	2922	433	3000	54	10
			38.1	14.2	115	17	6614	783	6

Size	Rim	Unloaded Dimension		Loaded Static radius	RC	Load Index PR Symbols	Inflation Pressure	Recommended Load Speed (kmph/mph) Telehandler	
		SW	OD						
		mm	mm		mm		bar	40	50
		in	in		in		psi	kmph	kmph
405/70R18 IND (16/70R18 IND)	13	407	1025	461	3097	146A8/146B	3.75	3000	3000
		16	40.4	18.1	121.9		54	6610	6610

Size	Rim	Unloaded Dimension		Loaded Static radius	RC	Load Index PR Symbols	Inflation Pressure	Recommend load, kg (lbs) Speed (kmph/mph) Constant load application						
		SW	OD											
		mm	mm		mm		bar	Static	15	20	25	30	40	50
		in	in		in		psi	kmph	9	12	16	19	25	31
335/80R20IND (12.5R20IND)	11 SDC11	337	1044	469	2955	20	3.75	5150	2510	2460	2420	2370	2310	2240
		13.3	41.1					11350	5530	5420	5340	5230	5090	4940
365/80R20IND (14.5R20IND)	W11	360	1092	478	3326	153A2	3.75	5920	2880	2830	2780	2730	2650	2575
		14.2	43	18.8	130.9	141B	54	13050	6350	6240	6130	6020	5840	5680

Size	Rim	Unloaded Dimension		Loaded Static radius	RC	Load Index PR Symbols	Inflation Pres-sure	Recommend load, kg (lbs) Speed (kmph/mph)						
								Constant Load Application					Cyclic Applciation	
		SW	OD				bar psi	Static	10	20	30	40	50	10	15
		mm in	mm in	mm in	mm in				6	16	19	25	31	6	9
500/70R24 (19.5LR24)	DW16L	503	1310	586	3776	157A8	3.2	9490	5160	4500	4290	4125	3750	6190	5530
		19.8	51.6	23.1	148.7	157B	46	20920	11380	9920	9460	9090	8270	13650	12190

GALAXY GIRAFFE XLW L-2/G-2

SC SPECIAL COMPOUND | HRC HEAT RESISTANT COMPOUND

TELEHANDLER | GRADER | WHEEL LOADER | BACKHOE

Galaxy Giraffe XLW L-2/G-2 is made specifically for demanding OTR applications. The wide, flat tread design provides superior stability and wear. It has solid centre for good on-road performance and tread life, open shoulders for traction in off-road conditions. This is a versatile / multi surface tire that can be used on paved or unpaved job sites.

SIZE	PR	TYPE	RIM	SW	OD	RC	Loaded Static radius	Recommended Load	Inflation Pressure	Speed
				mm in	mm in	mm in	mm in	kg lbs	bar psi	kmph mph
14.00-24	14	TL	8TG	1339 52.7	373 14.7	3860 152	597 23.5	6900 15212	5 73	10 6

Size	Rim	Unloaded Dimension		Loaded Static radius	RC	Load Index PR Symbols	Inflation Pressure	Recommended Load Speed (kmph/mph)	
		SW	OD						
		mm in	mm in	mm in	mm in		bar psi	10 6	
14.00-24	8	373 14.7	1338 52.7	381 15	3860 152	16	5.5 80	7300 16090	
17.5-25	14/1.5	445 17.5	1348 53.1	595 23.4	3971 156.3	16	4.75 69	7303 16100	

Size	Rim	Unloaded Dimension		Loaded Static radius	RC	Load Index PR Symbols	Inflation Pressure	Recommended Load Speed (kmph/mph)	
		SW	OD					Grader	Loader/ Telehandler
		mm in	mm in		mm in		bar psi	40 25	10 6
15.5-25	12TU	398 15.7	1286 50.6	570 22.4	3766 148.3	12	2.5 36	2650 5840	- -
							4 58	- -	5600 12350

GALAXY CTM 111 R-4

BACKHOE | TELEHANDLER | COMPACT LOADER | UTILITY TRACTOR

Galaxy CTM-111 is built with a unique tread pattern that enables strong grip and high traction on soft surfaces, as well as work on hard surfaces. Its robust carcass construction contributes to the high stability of the machine, especially while working on sloppy terrains, and ensures complete puncture protection. Because of its central lug design, the tire is well suited for both on and off-road applications making it a good tire for multi-purpose transportation.

Size	Rim	Unloaded Dimension		Loaded Static radius	RC	Load Index PR Symbols	Inflation Pressure	Recommend load, kg (lbs) Speed (kmph/mph) Constant Load Application									
		SW	OD						5	10	15	20	25	30	35	40	50
		mm in	mm in	mm in	mm in		bar psi	Static	3	6	9	12	16	19	22	25	31
340/80R18IND (12.5/80R18IND)	11 18 12 W11 W12 W10	350 13.8	1001 39.4	453 17.8	3022 119	143A8 143B	4 58	6270 13820	3950 8710	3405 7510	3080 6790	2970 6550	2890 6370	2835 6250	2780 6130	2725 6010	2725 6010
400/70R20IND (16.0/70R20IND)	W13 W12 12SDC 13SDC W14L	404 15.9	1068 42	487 19.2	3239 127.5	149A8 149B	4 58	7475 16480	4715 10400	4065 8960	3675 8100	3545 7820	3445 7600	3380 7450	3315 7310	3250 7170	3250 7170

Size	Rim	Unloaded Dimension		Loaded Static radius	RC	Load Index PR Symbols	Inflation Pres-sure	Recommend load, kg (lbs)									
								Speed (kmph/mph)									
								Constant Load Application									
		SW	OD				bar	Static	5	10	15	20	25	30	35	40	50
		mm	mm	mm	mm		psi		3	6	9	12	16	19	22	25	31
		in	in	in	in												
405/70R24IND	13	404	1170	538	3521	152A8	4	8165	5150	4440	4010	3870	3765	3690	3620	3550	3550
(16.0/70R24IND)		15.9	46.1	21.2	138.6	152B	58	18000	11350	9790	8840	8530	8300	8140	7980	7830	7830
460/70R24	DW15L DW14L	462	1250	572	3771	159A8	4	10065	6345	5470	4945	4770	4640	4550	4465	4375	4375
(17.5LR24)	DW16L	18.2	49.2	22.5	148.5	159B	58	22190	13988	12059	10902	10516	10229	10031	9844	9645	9645
500/70R24	DW16L DW15L	505	1308	583	3983	164A8	4	11500	7250	6250	5650	5450	5300	5200	5100	5000	5000
(19.5LR24)	DW18L	19.9	51.5	23	156.8	164B	58	25350	15980	13780	12460	12020	11680	11460	11240	11020	11020

Size	Rim	Unloaded Dimension		Loaded Static radius	RC	Load Index PR Symbols	Inflation Pressure	Recommend load, kg (lbs)									
								Speed (kmph/mph)									
								Cyclic Application									
		SW	OD				bar	Static	5	10	15	20	25	30	35	40	50
		mm	mm	mm	mm		psi		3	6	9	12	16	19	22	25	31
		in	in	in	in												
340/80R18IND	11 18 12 W11	350	1001	453	3022	143A8	4	6270	4550	4090	3650	3350	3025	2915	2805	2725	2480
(12.5/80R18IND)	W12 W10	13.8	39.4	17.8	119	143B	58	13820	10030	9020	8050	7390	6670	6430	6180	6010	5470
400/70R20IND	W13 W12 12SDC	404	1068	487	3239	149A8	4	7475	5430	4875	4355	4000	3610	3480	3350	3250	2960
(16.0/70R20IND)	13SDC W14L	15.9	42	19.2	127.5	149B	58	16480	11970	10750	9600	8820	7960	7670	7390	7170	6530
405/70R24IND	13	404	1170	538	3521	152A8	4	8165	5930	5325	4755	4365	3940	3800	3655	3550	3230
(16.0/70R24IND)		15.9	46.1	21.2	138.6	152B	58	18000	13070	11740	10480	9620	8690	8380	8060	7830	7120
460/70R24	DW15L DW14L	462	1250	572	3771	159A8	4	10065	7305	6565	5865	5380	4855	4680	4505	4375	3980
(17.5LR24)	DW16L	18.2	49.2	22.5	148.5	159B	58	22190	16105	14473	12930	11861	10703	10318	9932	9645	8774
500/70R24	DW16L DW15L	505	1308	583	3983	164A8	4	11500	8350	7500	6700	6150	5550	5350	5150	5000	4550
(19.5LR24)	DW18L	19.9	51.5	23	156.8	164B	58	25350	18410	16540	14770	13560	12240	11800	11350	11020	10030

GALAXY GIRAFFE ND SDS

WRC WEAR RESISTANCE COMPOUND

HRC HEAT RESISTANT COMPOUND

TELEHANDLER

Giraffe ND SDS is the block pattern with optimum solid to void pattern and central block for long tread wear. Its solid construction eliminates punctures ensuring maximum uptime. It is available with tire + rim assembly for quick change of tire. Giraffe ND SDS gives maximum tread depth / 60J available in the market to provide extended tire life with lowest cost of ownership in the most severe application. Tread compound extends up to the base along the sidewall which gives damage protection to sidewall. Giraffe ND SDS is without aperture to eliminate aperture cracks. Its 3-stage solid design provides better heat dissipation & cushioning (driving comfort).

Size	Rim	Unloaded Dimension		Load Capacity (Kg/lbs)			
				Telehandler			
		SW	OD	Speed (kmph/mph)			
		mm	mm	Static	6	10	25
		in	in		4	6	16
360/85-28NHS	8.5 -28	340	1330	11023	8760	7957	7300
		13.4	52.4	24295	19307	17537	16089

PRIMEX G3000 G-2/L-2

TELEHANDLER WHEEL LOADER BACKHOE GRADER

Primex G3000 is specifically designed to meet the requirements of telehandlers. Engineered with a reinforced carcass, the G3000 provides improved stability that telehandlers require. The G3000's aggressive, open shoulder lugs deliver exceptional traction in off-road applications.

Size	Rim	Type	NSD	Unloaded Dimension		Loaded Static radius	RC	Load Index PR Symbols	Inflation Pressure	Load capacity Speed (kmph/mph)
				SW	OD					
			mm	mm	mm	mm	mm		bar	8
			1/32nd	in	in	in	in		psi	5
13.00-24TG	8.00TG 8.00	TT	24 19	356 14	1273 50.1	581 22.9	3808 149.9	12 12	4.4 64	5580 12300

Size	Rim	Unloaded Dimension		Loaded Static radius	RC	Load Index PR Symbols	Inflation Pressure	Recommended Load Speed (kmph/mph) Telehandler
		SW	OD					
		mm in	mm in	mm in	mm in		bar psi	40 25
14.00-24TG	8.00TG 8	362 14.3	1335 52.6	593 23.3	3819 150.4	12 12	2.5 36	3075 6780

Size	Rim	Unloaded Dimension		Loaded Static radius	RC	Load Index PR Symbols	Inflation Pressure	Recommended Load Speed (kmph/mph)
		SW	OD					
		mm in	mm in	mm in	mm in		bar psi	8 5
14.00-24TG	8.00 8TG 10.00VA	388 15.3	1320 52	598 23.5	3945 155.3	16 16	5.5 80	7302 16100

PRIMEX G3000 HD G-2/L-2

GRADER TELEHANDLER WHEEL LOADER

The Primex G3000 HD is specifically designed to meet the requirements that telehandler's and earth-moving machine's demand. Engineered with a re-inforced carcass, the G3000 HD provides improved stability that these machines require. The G3000 HD's aggressive open shoulder lugs deliver exceptional traction in off-road applications.

Size	Rim	Unloaded Dimension		Loaded Static radius	RC	Load Index PR Symbols	Inflation Pressure	Recommended Load Speed (kmph/mph) Telehandler
		SW	OD					
		mm in	mm in	mm in	mm in		bar psi	40 25
14.00-24TG	10.00VA 8.00	382 15	1335 52.6	573 22.6	3583 141.1	16	3.5 51	3650 8050

NOTES

TRENCHER

GALAXY THE MARATHONER R-4

WRC WEAR RESISTANT COMPOUND

BACKHOE · SKIDSTEER · UTILITY TRACTOR · COMPACT LOADER · BOOMLIFT · INDUSTRIAL TRACTOR · TRENCHER

It has the best traction characteristics found in any tire in the market due to the shallow orientation of the lugs. The lug is wide in the middle for wear / good on road performance. The Marathoner is specifically designed to provide outstanding wear characteristics and offer great pulling power.

Size	Rim	Unloaded Dimension SW	Unloaded Dimension OD	Loaded Static radius	RC	Load Index PR Symbols	Inflation Pressure	Recommend load, kg (lbs) Speed (kmph/mph) 10	15	20	30	40	50
		mm in	mm in	mm in	mm in		bar psi	6	9	12	19	25	31
23X8.5-14SS	7.0	198	601	288	1846	6	3.4	850	650	625	560	545	520
		7.8	23.7	11.3	72.7	101A2/88A6	49	1870	1433	1378	1235	1202	1146

GALAXY XD 2010 R-4

TRENCHER · SKIDSTEER · BACKHOE · UTILITY TRACTOR · BOOM LIFT

The Galaxy XD 2010 has a solid centre for long wear on hard surfaces. Its open, deep shoulders provide excellent traction in off-road conditions. The tire is made with highly abrasion resistant tread compound. The XD 2010 features a rim shield protector, heavy sidewall and a neutral contour casing.

Size	Rim	Unloaded Dimension SW	Unloaded Dimension OD	Loaded Static Radius	RC	Load Index PR Symbols	Inflation Pressure	Recommended Load Speed (kmph/mph) 10
		mm in	mm in	mm in	mm in		bar psi	6
15X19.5NHS	11.75	389	1019	462	3093	14	4.8	4500
		15.3	40.1	18.2	121.8	160A2	70	9920

GALAXY BEEFY BABY III R-4

ARC ABRASION RESISTANT COMPOUND

BACKHOE · SKIDSTEER · BOOMLIFT · TRENCHER

Galaxy Beefy Baby III is an advanced new design with 10% higher tread depth than Beefy Baby design. It has a flatter tread profile. Due to increased overlap, there is a significant increase in the amount of rubber in the center of the tread pattern. The shallower angle of the lug in the shoulder provides increased traction capability. The terracing in the under tread promotes self-cleaning. The signature galaxy rim shield has been enhanced in the Beefy Baby III design.

Size	Rim	Unloaded Dimension SW	Unloaded Dimension OD	Loaded Static Radius	RC	Load Index PR Symbols	Inflation Pressure	Recommended Load Speed (kmph/mph) 10
		mm in	mm in	mm in	mm in		bar psi	6
10-16.5NHS	8.25	264	773	349	2300	8	4.1	1240
		10.4	30.4	13.7	90.6	129A2	59	2734
33X15.50-16.5	12	392	861	393	2574	14	5.5	3350
		15.4	33.9	15.5	101.3	150A2	80	7390

GALAXY SUPER TRENCHER I-3

TRENCHER | DITCHING MACHINE | BOOMLIFT | SCISSOR LIFT | UTILITY TRACTOR

The Galaxy Super Trencher is designed with super sidewall and rim shield protection, and works well on trenchers and many other types of machinery. Open deep shoulders provide superior traction on & off road and also excellent self-cleaning.

Size	Rim	Unloaded Dimension		Loaded Static Radius	RC	Load Index PR Symbols	Inflation Pressure	Recommended Load
		SW	OD					Speed (kmph/mph)
		mm in	mm in	mm in	mm in		bar psi	10 / 6
26X12.00-12 NHS	10.5L	315	658	302	2010	8	3.4	1360
		12.4	25.9	11.9	79.1	119A2	49	3000
31X15.50-15	13LB	401	810	363	2388	8	3.1	1978
		15.8	31.9	14.3	94	131A2	45	4360

Size	Rim	Unloaded Dimension		Loaded Static Radius	RC	Load Index PR Symbols	Inflation Pressure	Recommended Load
		SW	OD					Speed (kmph/mph)
		mm in	mm in	mm in	mm in		bar psi	50 / 31
29X12.50-15 IMP	10LB	318	750	343	2261	8	3.1	975
		12.5	29.5	13.5	89	107B	45	2150
38X18.00-20 NHS	W14L	465	1004	456	3059	12	3.8	1750
		18.3	39.5	18	120.4	127B	55	3860

GALAXY SUPER INDUSTRIAL LUG R-4

HRC HEAT RESISTANT COMPOUND

TRENCHER | BACKHOE | INDUSTRIAL TRACTOR | UTILITY TRACTOR

Galaxy Super Industrial Lug is a classic, well accepted design. Built with more plies than other R-4 it provides superior strength and longer tread life. The cleat is solid in the centre for wear and penetration protection. The design of this tire has won it the distinction of being selected by several world-class OE manufacturers.

Size	Rim	Unloaded Dimension		Loaded Static radius	RC	Load Index PR Symbols	Inflation Pressure	Recommended Load
		SW	OD					Speed (kmph/mph) Construction Application
		mm in	mm in	mm in	mm in		bar psi	10 / 6
18.5x8.50-10NHS	7.00-I-55 I-70	214	475	207	1397	4	1.5	400
		8.4	18.7	8.1	55	76A2	22	880

NOTES

COMPACT WHEEL LOADER & OTHER INDUSTRIAL & CONSTRUCTION

GALAXY CTM 101 R-4 HRC

HEAT RESISTANT COMPOUND

TELEHANDLER | BACKHOE | COMPACT LOADER | AGRICULTURAL IMPLEMENTS

Galaxy CTM 101 is a premium offering from Galaxy brand and is an one stop solution for compact machinery like backhoe loaders, telehandlers & compact wheel loaders. The tire is designed for heavy duty applications with very good resistance to shock and perforation. It comes with a special rubber compound that provides chunk and tear resistance, longer service life and driving comfort. The versatile and robust diagonal construction provides exceptional stability for high lifting and heavy loading and is suitable for a wide variety of applications.

Size	Rim	Unloaded Dimension		Loaded Static radius	RC	Load Index PR Symbols	Inflation Pressure	Recommend load, kg (lbs)				
								Speed (kmph/mph)				
								Constant Load Application				
		SW	OD	mm	mm		bar	Static	10	25	30	40
		mm	mm	in	in		psi	kmph	6	16	19	25
400/80-24 (15.5/80-24) IND	14	404	1250	568	3782	162A8	5	10930	5940	5040	4940	4750
		15.9	49.2	22.4	148.9		73	24100	13100	11110	10890	10470

GALAXY SMOOTH ROLLER C-1

COMPACTOR

Designed for compacting roadbeds and rolling asphalt road surfaces, the smooth wide tread provides even pressure on road surfaces. The compound used in this tire provides enhanced resistance to oily chemicals used in compacting applications.

Size	Rim	Unloaded Dimension		Loaded Static radius	RC	Load Index PR Symbols	Inflation Pressure	Load capacity
								Compactor Application Speed (kmph/mph)
		SW	OD					
		mm	mm	mm	mm		bar	10
		in	in	in	in		psi	6
9.00-20NHS	7	259	1016	458	3077	10	5.25	3650
		10.2	40	18	121.1		76	8050

GALAXY MULTI TOUGH R-4 SC

SPECIAL COMPOUND

COMPACT LOADER | UTILITY TRACTOR | BACKHOE | TELEHANDLER

This radial tire is used for mixed application on hard surfaces and soft soil. The unique non-directional tread design is ideal for on and off-the-road service and facilitates easier self-cleaning. High mileage, best traction, fuel saving and ride comfort are some of the tire's advantages.

Size	Type	PR	RIM	OD	SW	RC	Loaded Static radius	Recommended Load	Inflation Pressure	Speed
				mm in	mm in	mm in	mm in	kg lbs	bar psi	kmph mph
365/70R18 IND	TL	146	11	969	360	2922	433	3000	54	10
			13	38.1	14.2	115	17	6614	783	6

Size	Rim	Unloaded Dimension		Loaded Static radius	RC	Load Index PR Symbols	Inflation Pressure	Recommend load, kg (lbs) Speed (kmph/mph)							
		SW	OD												
		mm	mm		mm		bar	Static	10	15	20	25	30	40	50
		in	in		in		psi		6	9	12	16	19	25	31
385/55R18IND (15.5/55R18IND)	11	374	881	398	2663	142A8	4.75	6270	3760	3200	2920	2860	2810	2650	2650
		14.7	34.7	15.7	104.8	142B	69	13820	8290	7060	6440	6310	6200	5840	5840

Size	Rim	Unloaded Dimension		Loaded Static radius	RC	Load Index PR Symbols	Inflation Pressure	Recommend load, kg (lbs) Speed (kmph/mph) Off-the road			
		SW	OD								
		mm	mm	mm	mm		bar	Static	5	10	25
		in	in	in	in		psi	kmph	kmph	kmph	kmph
365/80R20IND (14.5R20IND)	W11	360	1092	478.5	3326	153A2	3.7	5840	4160	3650	2920
		14.2	43	18.8	130.9	141B	54	12880	9170	8050	6440

Size	Rim	Unloaded Dimension		Loaded Static radius	RC	Load Index PR Symbols	Inflation Pressure	Recommend load, kg (lbs) Speed (kmph/mph)	
								Loader	Transport
		SW	OD						
		mm	mm	mm	mm		bar	Static	5
		in	in	in	in		psi	kmph	kmph
405/70R20IND (16/70R20IND)	13	407	1076	470	3226	155A2	3.75	3875	2725
		16	42.4	18.5	127	143B	54	8540	6010

Size	Rim	Unloaded Dimension		Loaded Static radius	RC	Load Index PR Symbols	Inflation Pressure	Load capacity Speed (kmph/mph)
		SW	OD					Compact Wheel Loader
		mm	mm	mm	mm		bar	40
		in	in	in	in		psi	25
460/70R24IND (17.5LR24IND)	DW15L DW14L DW16L	455	1254	557	3724	159A8	4	4375
		17.9	49.4	21.9	146.6		58	9650

Size	Rim	Unloaded Dimension		Loaded Static radius	RC	Load Index PR Symbols	Inflation Pressure	Recommend load, kg (lbs) Speed (kmph/mph) Constant Load Application					
		SW	OD										
		mm	mm	mm in	mm in		bar psi	Static	10	20	30	40	50
									6	12	19	25	31
440/80R28IND (16.9R28)	14	441	1415	637	4209	156A8	3.2	9200	5000	4360	4160	4000	4000
		17.4	55.7	25.1	165.7	156B	46	20280	11020	9610	9170	8820	8820

GALAXY MIGHTY MOW R-3

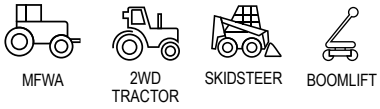

The Mighty Mow is engineered to provide superior flotation characteristics resulting in a turf friendly tire that will not damage grass or roots. The Mighty Mow works exceptionally well on mowers for lawns, parks, golf courses, sports grounds and cemeteries.

Size	Rim	Unloaded Dimension		Loaded Static radius	RC	Load Index PR Symbols	Inflation Pressure	Recommended Load Speed (kmph/mph) Lawn/Turf	
		SW	OD						
		mm	mm	mm	mm		bar	20	50
		in	in	in	in		psi	12	31
31x13.50-15NHS (345/60-15NHS)	10LB	351	795	350	2337	4PR	1.5	975	775
		13.8	31.3	13.8	92	107A4 99B	22	2150	1709

TRACTOR LOADER BACKHOE

GALAXY THE MARATHONER R-4

WRC WEAR RESISTANT COMPOUND | BACKHOE | SKIDSTEER | UTILITY TRACTOR | COMPACT LOADER | BOOMLIFT | INDUSTRIAL TRACTOR

It has the best traction characteristics found in any tire in the market due to the shallow orientation of the lugs. The lug is wide in the middle for wear / good on road performance. The Marathoner is specifically designed to provide outstanding wear characteristics and offer great pulling power.

Size	Rim	Unloaded Dimension		Loaded Static Radius	RC	Load Index PR Symbols	Inflation Pressure	Recommended Load Speed (kmph/mph)	
		SW	OD						
		mm in	mm in	mm in	mm in		bar psi	10	6
12X16.5	9.75	319	832	381	2457	10	4.5	2500	
		12.6	32.8	15	96.7	140A2	65	5510	

Size	Rim	Unloaded Dimension		Loaded Static radius	RC	Load Index PR Symbols	Inflation Pressure	Recommend load, kg (lbs) Speed (kmph/mph) Tractor Bocakhoe Loader	
		SW	OD						
		mm in	mm in	mm in	mm in		bar psi	40	10
								25	25
15-19.5NHS	11.75	389	1019	465	3057	12	4.1	3150	4125
		15.3	40.1	18.3	120.4	157A2/148A6	59	6950	9090

Size	Rim	Unloaded Dimension		Loaded Static Radius	RC	Load Index PR Symbols	Inflation Pressure	Recommend load, kg (lbs) Speed (kmph/mph) Skid Steer	
		SW	OD						
		mm in	mm in	mm in	mm in		bar psi	10	30
								6	19
25X8.50-14NHS	7JA	218	651	301	1985	6	3.4	965	660
	7	8.6	25.6	11.9	78.1	106A2/97A6	49	2130	1455

Size	Rim	Unloaded Dimension		Loaded Static Radius	RC	Load Index PR Symbols	Inflation Pressure	Recommended Load Speed (kmph/mph) Utility Tractor	
		SW	OD						
		mm in	mm in	mm in	mm in		bar psi	30	19
27X8.50-15NHS	7JA	213	678	322	2134	6	3.1	800	
	7	8.4	26.7	12.7	84	96B/100A6	45	1760	

Size	Rim	Unloaded Dimension		Loaded Static Radius	RC	Load Index PR Symbols	Inflation Pressure	Recommended Load Speed (kmph/mph)	
		SW	OD						
		mm in	mm in	mm in	mm in		bar psi	30	19
43X16.00-20	14	409	1072	492	3199	4	1.4	1400	
		16.1	42.2	19.4	125.9	120A6	20	3090	

GALAXY INDUSTRIAL LUG R-4

INDUSTRIAL TRACTOR | UTILITY TRACTOR

Galaxy Industrial lug has a tread pattern that is widely accepted by various OEMs worldwide. The tread pattern provides high traction and a comfortable ride on varied terrains. The tire has more number of plies which gives the tire additional strength to carry heavy loads and withstand harsh environments. The strong lugs provide high traction. The solid center ensures a smooth ride with longer life.

Size	Rim	Unloaded Dimension		Loaded Static radius	RC	Load Index PR Symbols	Inflation Pressure	Recommended Load Speed (kmph/mph)
		SW	OD					Tractor
		mm	mm	mm	mm		bar	40
		in	in	in	in		psi	25
17.5L-24IND	W15L W15	445	1241	561	3672	8	1.8	2430
	15.00	17.5	48.9	22.1	144.6	139A8	26	5360

Size	Rim	Unloaded Dimension		Loaded Static radius	RC	Load Index PR Symbols	Inflation Pressure	Recommended Load Speed (kmph/mph)
		SW	OD					Backhoe
		mm	mm	mm	mm		bar	40
		in	in	in	in		psi	25
17.5L-24IND	DW15L	445	1245	561	3710	12	2.7	3000
	W15 DW14L	17.5	49	22.1	146.1	146A8	39	6610

GALAXY LHD – 500 L-5

C+C CUT&CHIP RESISTANT COMPOUND | PRC PUNCTURE RESISTANT COMPOUND | WRC WEAR RESISTANT COMPOUND

LOAD HAUL DUMPER | WHEEL LOADER

Galaxy LHD 500 has been specifically designed to operate in harsh conditions. The strong sidewalls provide stiffness and cut-resistance while operating in most challenging conditions. Open shoulder and non-directional tread offer excellent self-cleaning and all round traction on rough terrains.

Size	Rim	Type	NSD	Unloaded Dimension		Loaded Static radius	RC	Load Index PR Symbols	Inflation Pressure	Load capacity Speed (kmph/mph)
				SW	OD					
				mm	mm	mm	mm		bar	10
				in	in	in	in		psi	6
20.5-25	17.00/2.0	TL	78	521	1548	712	4568	20	4.5	9500
	17.00		99.06	20.5	60.9	28	179.8		65	20940

GALAXY SUPER INDUSTRIAL LUG R-4

COMPACT LOADER | UTILITY TRACTOR | BACKHOE

Galaxy Super Industrial Lug is a classic, well accepted design built with more plies than other R-4 tires providing superior strength and longer tread life. The cleat is solid in the centre for wear and penetration protection. The design of this tire has won it the distinction of being selected by several Original Equipment manufacturers.

Size	Rim	Unloaded Dimension		Loaded Static radius	RC	Load Index PR Symbols	Inflation Pressure	Recommended Load Speed (kmph/mph)
		SW	OD	mm	mm		bar	30
		mm	mm	in	in		psi	19
15-19.5NHS	11.75 12.25	389	1019	447	2967	6	2.1	1900
		15.3	40.1	17.6	116.8	130A6	30	4190

Size	Rim	Unloaded Dimension		Loaded Static radius	RC	Load Index PR Symbols	Inflation Pressure	Recommend load, kg (lbs) Speed (kmph/mph)													
								Constant Load										Cyclic Application			
		SW	OD					Static	5	10	15	20	25	30	35	40	50	Static	5	10	15
		mm	mm	mm	mm		bar														
		in	in	in	in		psi		3	6	9	12	16	19	22	25	31		3	6	9
17.5L-24 IND	W15L	445	1241	561	3695	8PR	1.8	5590	3525	3040	2745	2650	2575	2525	2480	2430	2210	5590	4060	3645	3255
	W15 15.00	17.5	48.9	22.1	145.5	139A8	26	12324	7771	6702	6052	5842	5677	5567	5467	5357	4872	12324	8951	8036	7176

Size	Rim	Unloaded Dimension		Loaded Static radius	RC	Load Index PR Symbols	Inflation Pressure	Recommended Load Speed (kmph/mph) Tractor
		SW	OD					
		mm	mm	mm	mm		bar	40
		in	in	in	in		psi	25
440/80-24IND (16.9-24IND)	W15L W15 DW15L DW14L	438	1307	590	3980	12	2.6	3250
		17.2	51.5	23.2	156.7	149A8	38	7170

GALAXY WORKSTAR F-3

WRC WEAR RESISTANT COMPOUND

INDUSTRIAL TRACTOR | BACKHOE

Galaxy WorkStar is specifically engineered for the front tires of two wheel drive backhoes. The WorkStar F-3 provides exceptional tread life. The tire plays a good load distribution and wide footprint for strong stability.

Size	Rim	Unloaded Dimension		Loaded Static radius	RC	Load Index PR Symbols	Inflation Pressure	Recommended Load Speed (kmph/mph)
		SW	OD					
		mm	mm	mm	mm		bar	40
		in	in	in	in		psi	25
11L-15SL	8LB 10LB	279	777	352	2267	10	3.6	1060
		11	30.6	13.9	89.3	110A8	52	2340
11L-16SL	8LB W8	279	803	364	2434	10	3.6	1120
		11	31.6	14.3	95.8	112A8	52	2469
11L-16SL	8.00LB W8L	279	803	377	2454	12	4.4	1250
		11	31.6	14.8	96.6	116A8	64	2760

GALAXY EXR 300

E-3/L-3

HRC HEAT RESISTANT COMPOUND | C+C CUT&CHIP RESISTANT COMPOUND | WRC WEAR RESISTANT COMPOUND

BACKHOE | GRADER | WHEEL LOADER | RIGID DUMP TRUCK | ARTICULATED DUMP TRUCK

Galaxy EXR300 features a new non-directional tread designed with deep, aggressive shoulder lugs that deliver superior traction. Its wide center lugs provide excellent ground contact for long wear, maximum stability and ride comfort.

Size	Rim	Unloaded Dimension SW	Unloaded Dimension OD	Loaded Static radius	RC	Load Index PR Symbols	Inflation Pressure	Recommended Load Speed (kmph/mph) Loader
		mm in	mm in	mm in	mm in		bar psi	10 6
14.00-24	10	370 14.6	1360 53.5	630 24.8	4113 161.9	28	9.25 134	10000 22050
14.00-25	10	375 14.8	1368 53.9	614 24.2	3844 151.3	20	7 102	8500 18740
14.00-25	10	370 14.6	1360 53.5	619 24.4	4079 160.6	28	9.25 134	10000 22050
20.5-25	17.00/2.0 17.00	521 20.5	1493 58.8	663 26.1	4390 172.8	16	3.5 51	8250 18190
20.5-25	17.00/2.0	521 20.5	1493 58.8	659 25.9	4304 169.4	20	4.5 65	9500 20944
23.5-25	19.50/2.5 19.50	597 23.5	1617 63.7	712 28	4652 183.1	20	3.75 54	10900 24030
23.5-25	19.50/2.5 19.50	597 23.5	1617 63.7	717 28.2	4843 190.7	28	5.5 80	13600 29980
26.5-25	22.00/3 22.00	673 26.5	1710 67.3	771 30.4	5217 205.4	28	4.75 69	15500 34170
29.5-25	25/3.5 25.00	749 29.5	1874 73.8	806 31.7	5425 213.6	28	4.25 62	17500 38580

Size	Rim	Tire Type	NSD	Unloaded Dimension SW	Unloaded Dimension OD	Loaded Static radius	RC	Load Index PR Symbols	Inflation Pressure	Recommended Load Speed (kmph/mph) Loader
				mm in	mm in	mm in	mm in		bar psi	10 6
17.5-25	14			445 17.5	1348 53.1	601 23.7	3925 154.5	16	4.75 69	7300 16094
17.5-25	14.00/1.5 14.00	TL	27 34.29	445 17.5	1348 53.1	606 23.9	4061 159.9	20	5.75 83	8250 18190
17.5-25	14.00/1.5 14.00	TL	27 34.29	445 17.5	1348 53.1	614 24.2	4082 160.7	24	7.24 105	9250 20390

GALAXY EZ RIDER R-4

BACKHOE COMPACT LOADER INDUSTRIAL TRACTOR

The EZ Rider derives its name from the smooth ride it provides thanks to its rounded tread bars that reduce tire skip and vibration. These Galaxy R-4 tires are built with mud breakers to efficiently eject mud and debris from the tire in order to maintain its strong pulling power. Galaxy has also integrated a rim guard and its Super Sidewall protection to ensure rim and sidewall integrity no matter how demanding the application. These characteristics have made the EZ Rider the R-4 tire of choice for some of the top original equipment manufacturers in the world.

Size	Rim	Unloaded Dimension		Loaded Static radius	RC	Load Index PR Symbols	Inflation Pressure	Recommended Load Speed (kmph/mph)
		SW	OD					
		mm in	mm in	mm in	mm in		bar psi	40 25
17.5L-24	W15L	440 17.3	1240 48.8	561 22.1	3658 144	10 144A8	2.2 32	2800 6170

OTHER INDUSTRIAL CONSTRUCTION

GALAXY THE MARATHONER R-4

WRC WEAR RESISTANT COMPOUND BACKHOE SKIDSTEER UTILITY TRACTOR COMPACT LOADER BOOMLIFT INDUSTRIAL TRACTOR

It has the best traction characteristics found in any tire in the market due to the shallow orientation of the lugs. The lug is wide in the middle for wear / good on road performance. The Marathoner is specifically designed to provide outstanding wear characteristics and offer great pulling power.

Size	Rim	Unloaded Dimension		Loaded Static Radius	RC	Load Index PR Symbols	Inflation Pressure	Recommended Load Speed (kmph/mph) Ind Tractor
		SW	OD					
		mm in	mm in	mm in	mm in		bar psi	40 25
12.4-20IND	W11 W10 W10H	315 12.4	1033 40.7	472 18.6	3047 120	10 129A8	3.03 44	1850 4080

GALAXY XD 2010 R-4 ARC

ABRASION RESISTANT COMPOUND

SKIDSTEER BACKHOE UTILITY TRACTOR BOOM LIFT

The Galaxy XD 2010 has a solid centre for long wear on hard surfaces. Its open, deep shoulders provide excellent traction in off-road conditions. The tire is made with highly abrasion resistant tread compound. The XD 2010 features a rim shield protector, heavy sidewall and a neutral contour casing.

Size	Rim	Unloaded Dimension		Loaded Static radius	RC	Load Index PR Symbols	Inflation Pressure	Recommended Load Speed (kmph/mph) Utility Tractor	
		SW	OD						
		mm in	mm in	mm in	mm in		bar psi	30	10
								19	6
12-16.5	9.75	302	825	387	2490	6	2.8	1300	1915
		11.9	32.5	15.2	98	130A2/117A6	41	2870	4220

GALAXY BEEFY BABY III R-4 ARC

ABRASION RESISTANT COMPOUND

BACKHOE SKIDSTEER TRENCHER

Galaxy Beefy Baby III is an advanced new design with 10% higher tread depth than Beefy Baby design. It has a flatter tread profile. Due to increased overlap, there is a significant increase in the amount of rubber in the center of the tread pattern. The shallower angle of the lug in the shoulder provides increased traction capability. The terracing in the under tread promotes self-cleaning. The signature galaxy rim shield has been enhanced in the Beefy Baby III design.

Size	Rim	Unloaded Dimension		Loaded Static Radius	RC	Load Index PR Symbols	Inflation Pressure	Recommended Load Speed (kmph/mph)
		SW	OD					
		mm in	mm in	mm in	mm in		bar psi	10
								6
10-16.5NHS	8.25	264	773	349	2300	8	4.1	1240
		10.4	30.4	13.7	90.6	129A2	59	2730
15-19.5NHS	11.75 12.25	389	1019	442	3011	16	5.5	4875
		15.3	40.1	17.4	118.5	163A2	80	10750

Size	Rim	Unloaded Dimension		Loaded Static Radius	RC	Load Index PR Symbols	Inflation Pressure	Recommended Load Speed (kmph/mph)
		SW	OD					
		mm in	mm in	mm in	mm in		bar psi	40
								25
10-16.5NHS	8.25	264	773	349	2300	10	5.2	1410
		10.4	30.4	13.7	90.6	134A2	75	3110

GALAXY SUPER INDUSTRIAL LUG

R-4

HRC
HEAT RESISTANT COMPOUND

BACKHOE | INDUSTRIAL TRACTOR | UTILITY TRACTOR

Galaxy Super Industrial Lug is a classic, well accepted design. Built with more plies than other R-4 it provides superior strength and longer tread life. The cleat is solid in the centre for wear and penetration protection. The design of this tire has won it the distinction of being selected by several world-class OE manufacturers.

Size	Rim	Unloaded Dimension		Loaded Static radius	RC	Load Index PR Symbols	Inflation Pressure	Recommended Load
		SW	OD					Speed (kmph/mph)
		mm	mm	mm	mm		bar	15
		in	in	in	in		psi	9
18X8.50-10NHS	7.00-I-55 I-70 I-90	202	455	207	1369	4	1.7	375
		8	17.9	8.1	53.9	74A2	25	830

Size	Rim	Unloaded Dimension		Loaded Static radius	RC	Load Index PR Symbols	Inflation Pressure	Recommended Load
		SW	OD					Speed (kmph/mph)
		mm	mm	mm	mm		bar	15
		in	in	in	in		psi	9
26X12.00-12NHS	10.5	300	644	287	1894	4	1.4	800
		11.8	25.4	11.3	74.6	100A2	20	1760

EXCAVATOR

GALAXY YARDMASTER SDS SH

SOLID

WRC
WEAR RESISTANCE COMPOUND

EXCAVATOR FORKLIFT

The wide tire profile increases lateral load carrying capacity, stability traction. The large industrial block pattern increases life of the tread while promoting superior grip. Steel wire creel beads improve grip with rim and prevent rim slippage.

Size	Rim	SW	OD	60J	Rim Type	Rad / Bia / Sol	Load Capacity kg/lbs					
							Speed (kmph/mph)					
							Static	Counter Balance Lift Trucks		Other Vehicles		
								Load Wheels	Steer Whels			
		mm inch	mm inch	mm inch				25 16	25 16	6 4	10 6	25 16
10.00-20	7.50-20	250 9.84	1010 39.7	78.5	Standard Heel	Solid - Resilient	7550 4691	6000 3728	5000 3106	6000 3728	5450 3386	5000 3106

GALAXY EX-1

E-2

C+C
CUT&CHIP RESISTANT COMPOUND

EXCAVATOR

The Galaxy Excavator EX-1 is specially built for excavators. Its classical wide and well spaced tread pattern provides excellent traction and good self-cleaning properties across versatile surfaces. The tire also promises high puncture resistance.

Size	Rim	Unloaded Dimension		Loaded Static radius	RC	Load Index PR Symbols	Inflation Pressure	Load capacity	
								Speed (kmph/mph)	
								Excavator	
		SW	OD						
		mm	mm	mm	mm		bar	10	50
		in	in	in	in		psi	6	31
8.25-20	6.50 7.00	235 9.3	975 38.4	450 17.7	2944 115.9	14 155A2/139B	7.5 109	3875 8543	2430 5360
9.00-20	7.0 7.5	264 10.4	1021 40.2	464 18.3	3066 120.7	14 155A2/142B	7 102	3875 8540	2650 5840

Size	Rim	Unloaded Dimension		Loaded Static radius	RC	Load Index PR Symbols	Inflation Pressure	Recommended Load
								Speed (kmph/mph)
		SW	OD					
		mm	mm	mm	mm		bar	50
		in	in	in	in		psi	31
10.00-20	7.5	280 11	1050 41.3	490 19.3	3197 125.9	16 148B	7.5 109	3150 6950

Size	PR	Type	RIM	OD	SW	RC	Loaded Static radius	Recommended Load	Inflation Pressure	Speed
				mm in	mm in	mm in	mm in	kg lbs	bar psi	kmph mph
11.00-20	16 148	TT	8	1082 42.6	290 11.4	3170 124.8	492 19.4	3150 6945	105 1523	50 31

GALAXY DIG MASTER E-2

C+C
CUT&CHIP RESISTANT COMPOUND

EXCAVATOR

The Galaxy Dig Master has strong carcass construction that provides puncture resistance & good stable performance. Wide spaced lugs provide high traction in all terrains and highly efficient self-cleaning. Special compound provides improved tread life.

Size	Rim	Unloaded Dimension		Loaded Static radius	RC	Load Index PR Symbols	Inflation Pressure	Recommend load, kg (lbs) Speed (kmph/mph)								
								Log Skidder Application								
		SW	OD	mm in	mm in		bar psi	Static	5	10	20	25	30	40	45	50
		mm	mm						3	6	12	16	19	25	28	31
8.25-20NHS	6.5	236	992	481	3088	14	6.9	3000	2100	1755	1695	1665	1650	1590	1530	1500
		9.3	39.1	18.9	121.6	122B	100	6610	4630	3870	3740	3670	3640	3510	3370	3310

Size	Rim	Unloaded Dimension		Loaded Static radius	RC	Load Index PR Symbols	Inflation Pressure	Recommend load, kg (lbs)								
								Speed (kmph/mph)								
		SW	OD	mm in	mm in		bar psi	Static	5	10	20	25	30	40	45	50
		mm	mm						3	6	12	16	19	25	28	31
9.00-20NHS	7	259	1038	490	3187	14	6.9	5000	3500	2925	2825	2775	2750	2650	2550	2500
		10.2	40.9	19.3	125.5	140B	100	11020	7720	6450	6230	6120	6060	5840	5620	5510
10.00-20 NHS	7.5	275	1070	493	3230	16	7.5	6300	4410	3685	3560	3495	3465	3340	3215	3150
		10.8	42.1	19.4	127.2	148B	109	13890	9720	8120	7850	7710	7640	7360	7090	6950
11.00-20NHS	8	293	1104	513	3352	16	7.2	6500	4550	3800	3675	3605	3575	3445	3315	3250
	8.50V	11.5	43.5	20.2	132	149B	104	14330	10030	8380	8100	7950	7880	7600	7310	7170

NOTES

PAVER & COMPACTOR

GALAXY DIAMOND R-3

WRC
WEAR RESISTANT COMPOUND

COMPACTOR | 2WD TRACTOR | 4WD TRACTOR | UTILITY TRACTOR

Galaxy Diamond R-3 has been developed especially for usage on compactor, high load capacity trailers, harvesters and high volume tankers. The reinforced construction of tire ensures long life and improved stability in all types of applications as well as service on hillsides. Its wide and extended tread protects shoulders and sidewall against cutting.

Size	Rim	Unloaded Dimension		Loaded Static radius	RC	Load Index PR Symbols	Inflation Pressure	Recommend load, kg (lbs)			
								Speed (kmph/mph)			
								Wheel Loader			
		SW	OD								
		mm	mm	mm	mm		bar	15	25	30	40
		in	in	in	in		psi	9	16	19	25
23.1-26	DW20	587	1580	697	4598	8	1.4	3857	3538	3219	2900
		23.1	62.2	27.4	181	145A8	20	8500	7800	7100	6390

GALAXY SUPER PAVER E-7

HRC
HEAT RESISTANT COMPOUND

WRC
WEAR RESISTANT COMPOUND

PAVER

The Super Paver has been designed for optimum service in asphalt-spreader applications where low soil disturbance and long wear are necessary. The tread is smooth to provide an even distribution of pressure.

Size	Rim	Unloaded Dimension		Loaded Static radius	RC	Load Index PR Symbols	Inflation Pressure	Recommended Load Speed (kmph/mph)
								Paving Application
		SW	OD					
		mm	mm	mm	mm		bar	10
		in	in	in	in		psi	6
14.00-20 DT	10	375	1219	528	3515	12	3.5	5000
		14.8	48	20.8	138.4		51	11020

Size	Rim	Type	NSD	Unloaded Dimension		Loaded Static radius	RC	Load Index PR Symbols	Inflation Pressure	Recommended Load Speed (kmph/mph)
				SW	OD					Paving Application
			mm	mm	mm	mm	mm		bar	10
			1/32nd	in	in	in	in		psi	6
21.00-25DT	15.00/3.0	TL	18	580	1658	718	5002	28	5.7	16500
	15.00		22.86	22.8	65.3	28.3	196.9		83	36380

GALAXY SAND RIB

E-7 HRC WRC

HEAT RESISTANT COMPOUND · WEAR RESISTANT COMPOUND

PAVER

The Sand Rib has been designed for optimum service in asphalt – spreader applications where low soil disturbance and long wear are necessary. Rib design provides excellent steering stability and improved lateral traction. Shallow tread depth provides excellent heat dissipation.

Size	Rim	Unloaded Dimension		Loaded Static radius	RC	Load Index PR Symbols	Inflation Pressure	Recommended Load Speed (kmph/mph)
		SW	OD					Paving Application
		mm	mm	mm	mm		bar	10
		in	in	in	in		psi	6
18.00-25 DT	10	463	1522	638	4312	16	2.5	7500
		18.2	59.9	25.1	169.8		36	16540

GALAXY SMOOTH COMPACTOR

C-1 SC

SPECIAL COMPOUND

COMPACTOR

Galaxy Smooth Compactor is specifically designed for compacting roadbeds and rolling asphalt. The smooth wide tread provides even pressure distribution on road surfaces. The compound used in this tire provides enhanced resistance to oily chemicals used in compacting applications. The Smooth Compactor tires have won the favor of major Original Equipment Manufacturers due to their outstanding durability.

Size	Rim	Unloaded Dimension		Loaded Static radius	RC	Load Index PR Symbols	Inflation Pressure	Recommended Load Speed (kmph/mph)
		SW	OD					Paver & Compactor
		mm	mm	mm	mm		bar	10
		in	in	in	in		psi	6
9.5/65-15	7	238	669	310	2036	6	3.25	1315
		9.4	26.3	12.2	80.2		47	2900
10.5/80-16	8LB	272	804	369	2027	6	3	1875
		10.7	31.7	14.5	79.8		44	4130
13/80-20NHS	L8	326	1048	478	3168	18	9	6000
		12.8	41.3	18.8	124.7		131	13230
14/70-20NHS	L11 L10	360	980	410	2954	14	5.25	5800
		14.2	38.6	16.1	116.3		76	12790
14/70-20NHS	L11 L10	360	980	450	2897	20	7.6	5450
		14.2	38.6	17.7	114.1		110	12020
9.00-20NHS	7	265	1022	476	3046	14	7.25	4375
		10.4	40.2	18.7	119.9		105	9650

Size	Rim	Unloaded Dimension		Loaded Static radius	RC	Load Index PR Symbols	Inflation Pressure	Recommend load, kg (lbs)	
		SW	OD					Speed (kmph/mph)	
		mm	mm	mm	mm		bar	10	15
		in	in	in	in		psi	6	9
7.50-15NHS	6	208	780	367	2439	12	7.5	2650	2120
		8.2	30.7	14.4	96		109	5840	4670
7.50-15NHS	6	208	780	367	2435	14	8.75	2900	2320
		8.2	30.7	14.4	95.9		127	6390	5120

Size	Rim	Unloaded Dimension		Loaded Static radius	RC	Load Index PR Symbols	Inflation Pressure	Recommend load, kg (lbs)	
		SW	OD					Speed (kmph/mph)	
		mm	mm	mm	mm		bar	8	16
		in	in	in	in		psi	5	10
11.00-20NHS	8	300	1085	487	3294	18	8.3	5910	4730
		11.8	42.7	19.2	129.7		120	13030	10430

GALAXY SMOOTH ROLLER C-1

COMPACTOR

Designed for compacting roadbeds and rolling asphalt road surfaces, the smooth wide tread provides even pressure on road surfaces. The compound used in this tire provides enhanced resistance to oily chemicals used in compacting applications.

Size	Rim	Unloaded Dimension		Loaded Static radius	RC	Load Index PR Symbols	Inflation Pressure	Recommended Load
		SW	OD					Speed (kmph/mph)
								Compactor Application
		mm	mm	mm	mm		bar	10
		in	in	in	in		psi	6
11.00-20NHS	8	300	1070	487	3294	18	8.3	5800
		11.8	42.1	19.2	129.7		120	12790

GALAXY COMPACTOR R-3

COMPACTOR INDUSTRIAL TRACTOR

Designed for Compactors and Tractors, it is ideally suited for on-the-road, industrial and other road construction equipment The multi-Purpose design provides high flotation, plant and lawn protection as well as orchard and grove protection in agricultural / farm use. It has strong nylon construction and rugged design.

Size	Rim	Unloaded Dimension		Loaded Static radius	RC	Load Index PR Symbols	Inflation Pressure	Recommended Load
		SW	OD					Speed (kmph/mph)
		mm	mm	mm	mm		bar	40
		in	in	in	in		psi	25
570/75-26 (23.1-26)	DW20B 20	575	1508	673	4423	12	1.4	3250
		22.6	59.4	26.5	174.1	149A8	20	7170

LAWN & TURF AND UTILITY TRACTOR

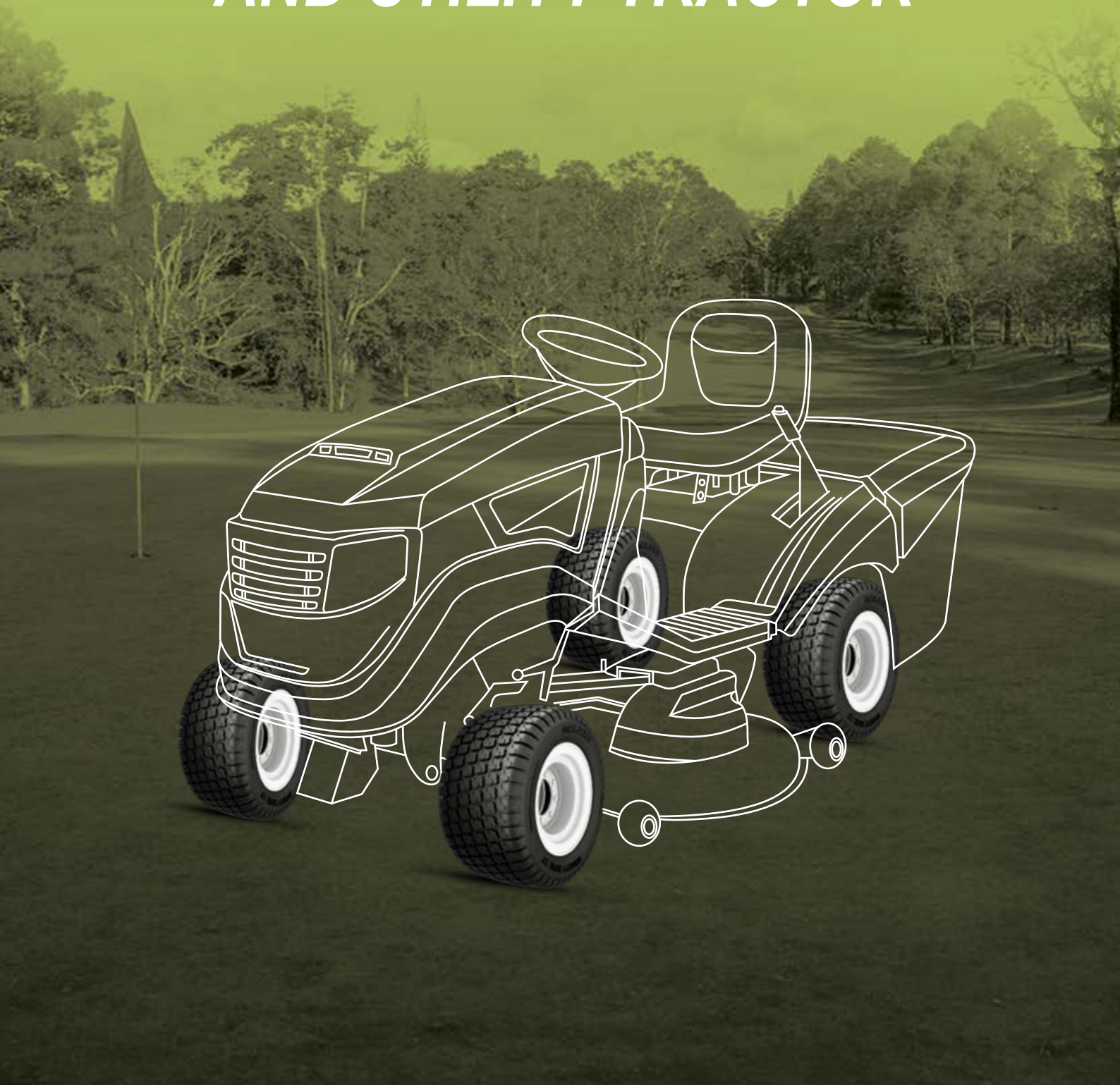

GALAXY GARDEN PRO/GARDEN - PRO XTD

R-3+

MFWA | 2WD TRACTOR | UTILITY TRACTOR

Galaxy Garden-Pro is a mixed-service radial tire developed specifically for small tractors used in gardening, orchards and vineyards. It features nearly 50 per cent greater tread depth than typical R-3 tires, and a solid-to-void tread ratio of 49:51 per cent - substantially more than typical R-1 or R-4 tires. The Galaxy Garden-Pro is designed also to be used on hard surfaces (arterial roads), moving from one place to another or transporting produce and material. The Galaxy Garden-Pro is available for rim sizes from 12 to 24 , covering the entire spectrum of tire sizes for garden tractors. This makes it the ideal tire of choice, providing complete range of rear and front tires.

GARDEN-PRO XTD

Size	Rim	Unloaded Dimension		Loaded Static radius	RC	Load Index PR Symbols	Inflation Pressure	Recommend load, kg (lbs) Speed (kmph/mph) Lawn Turf Equipment					
		SW	OD										
		mm	mm	mm	mm		bar	Static	15	25	30	40	50
		in	in	in	in		PSI		9	16	19	25	31
215/45R10 (18X8.50R10)	W7	205	463	211	1364	80A8	2.6	1040	680	500	480	450	450
		8.1	18.2	8.3	53.7	80B	38	2290	1500	1100	1060	990	990

Size	Rim	Unloaded Dimension		Loaded Static radius	RC	Load Index PR Symbols	Inflation Pressure	Recommend load, kg (lbs) Speed (kmph/mph) Constant load Application						
		SW	OD											
		mm	mm	mm	mm		bar	Static	10	20	25	30	40	50
		in	in	in	in		PSI		6	12	16	19	25	31
315/55R12 (26X12.00R12)	10.5	307	642	290	1866	85A8	1	1180	770	-	570	550	515	515
		12.1	25.3	11.4	73.5	85B	15	2600	1700	-	1260	1210	1140	1140
215/65R14 (25X8.50R14)	7	215	632	290	1864	90A8	2.1	1380	900	-	670	640	600	600
		8.5	24.9	11.4	73.4	90B	30	3040	1980	-	1480	1410	1320	1320
215/70R15 (27X8.50R15)	7	216	686	318	2004	90A8	1.8	1380	900	-	670	640	600	600
		8.5	27	12.5	78.9	90B	26	3040	1980	-	1480	1410	1320	1320
265/70R16.5 (10R16.5)	8.25	265	790	355	2347	105A8	2	2130	1390	-	1030	990	925	925
		10.4	31.1	14	92.4	105B	29	4700	3060	-	2270	2180	2040	2040
305/70R16.5 (12R16.5)	9.75	318	838	375	2426	105A8	1.6	2130	1390	-	1030	990	925	925
		12.5	33	14.8	95.5	105B	23	4700	3060	-	2270	2180	2040	2040
355/65R17.5 (14R17.5)	10.5	368	927	420	2735	130A8	3.1	4370	2850	-	2110	2030	1900	1900
		14.5	36.5	16.5	107.7	130B	45	9630	6280	-	4650	4480	4190	4190
385/65R19.5 (15R19.5)	11.75	394	991	448	2922	130A8	2.4	4370	2375	2071	2014	1976	1900	1900
		15.5	39	17.6	115	130B	35	9630	5240	4570	4440	4360	4190	4190
400/70R20 (43X16.00R20)	W13	404	1068	483	3198	130A8	2	4370	2850	-	2110	2030	1900	1900
		15.9	42	19	125.9	130B	29	9630	6280	-	4650	4480	4190	4190
125/90R22	4.00E	125	784	373	2401	98A8	4	1730	-	940	-	800	800	750
		4.9	30.9	14.7	94.5	100A6	58	3814	-	2072	-	1764	1764	1653
420/85R24 (16.9R24)	W15L W14L W13	443	1324	576	3852	130A8	1.2	4370	2850	-	2110	2030	1900	1900
		17.4	52.1	22.7	151.7	130B	17	9630	6280	-	4650	4480	4190	4190
460/70R24 (17.5LR24)	W15L	465	1254	558	3682	139A8	2	5590	3650	-	2700	2600	2430	2430
		18.3	49.4	22	145	139B	29	12320	8050	-	5950	5730	5360	5360
500/70R24 (19.5LR24)	W16L	503	1310	542	3757	140A8	1.6	5750	3750	-	2780	2680	2500	2500
		19.8	51.6	21.3	147.9	140B	23	12680	8270	-	6130	5910	5510	5510

GARDEN-PRO

Size	Rim	Unloaded Dimension SW mm / in	Unloaded Dimension OD mm / in	Loaded Static radius mm / in	RC mm / in	Load Index PR Symbols	Inflation Pressure bar / PSI	Recommend load, kg (lbs) Speed (kmph/mph) Constant load Application: Static	10 / 6	25 / 16	30 / 19	40 / 25	50 / 31
220/55R12	7.00I 7JA	220	550	252	1639	82A8	2.4	1090	590	500	490	475	475
		8.7	21.7	9.9	64.5	82B	35	2400	1300	1100	1080	1050	1050
200/60R15	7JA	200	620	286	1856	83A8	1.9	1120	609	516	506	487	443
		7.9	24.4	11.3	73.1	83B	28	2470	1340	1140	1120	1070	980
200/65R16	W6 7JA	198	666	309	1968	94A8	2.4	1540	840	710	700	670	670
		7.8	26.2	12.2	77.5	94B	35	3400	1850	1570	1540	1480	1480
200/70R16	W6 7JA	198	686	314	2049	94A8	2.4	1540	840	710	700	670	670
		7.8	27	12.4	80.7	94B	35	3395	1852	1565	1543	1477	1477
240/70R16	W8	244	742	345	2162	104A8	2.4	2070	1350	1110	960	900	900
		9.6	29.2	13.6	85.1	104B	35	4560	2980	2450	2120	1980	1980
260/70R16	W8 W8L	260	770	350	2295	109A8	2.4	2370	1290	1090	1070	1030	1030
	W9L	10.2	30.3	13.8	90.4	109B	35	5230	2840	2400	2360	2270	2270
280/70R16	W9 W8	282	800	363	2384	112A8	2.4	2580	1400	1190	1160	1120	1120
	W8L W10	11.1	31.5	14.3	93.9	112B	35	5690	3090	2620	2560	2470	2470
260/70R18	W8 W9	258	821	382	2472	114A8	2.8	2710	1480	1250	1230	1180	1180
	9	10.2	32.3	15	97.3	114B	41	5980	3260	2760	2710	2600	2600
320/65R18	W10	310	873	389	2575	109A8	1.6	2370	1290	1090	1070	1030	950
		12.2	34.4	15.3	101.4	106B	23	5230	2840	2400	2360	2270	2090
300/70R20	W9 W10	295	945	435	2745	110A8	1.6	2440	1330	1120	1100	1060	1060
		11.6	37.2	17.1	108.1	110B	23	5380	2930	2470	2430	2340	2340
380/70R20	W12	380	1082	501	3236	122A8	1.6	3450	2250	1670	1610	1500	1500
	W11 W13	15	42.6	19.7	127.4	122B	23	7610	4960	3680	3550	3310	3310
360/70R24	W11	357	1150	541	3378	122A8	1.6	3450	1880	1590	1560	1500	1500
	W10 W12	14.1	45.3	21.3	133	122B	23	7610	4150	3510	3440	3310	3310
380/70R24	W12 W13	380	1190	540	3546	125A8	1.6	3800	2060	1750	1720	1650	1650
	W11	15	46.9	21.3	139.6	125B	23	8380	4540	3860	3790	3640	3640
320/85R28	W11, W10	329	1252	562	3741	124A8	1.6	3680	2000	1700	1660	1600	1600
		13	49.3	22.1	147.3	124B	23	8110	4410	3750	3660	3530	3530
340/85R28	W12 W11	343	1289	608	3835	127A8	1.6	4030	2630	1940	1870	1750	1750
(13.6R28)		13.5	50.7	23.9	151	127B	23	8890	5800	4280	4120	3860	3860
360/70R28	W11 W10	357	1251	575	3768	125A8	1.6	3800	2060	1750	1720	1650	1650
	W12	14.1	49.3	22.6	148.3	125B	23	8380	4540	3860	3790	3640	3640
480/70R28	W15L W14L	479	1421	632	4210	140A8	1.6	5750	3750	2780	2680	2500	2500
	W16L 16	18.9	55.9	24.9	165.7	140B	23	12680	8270	6130	5910	5510	5510
480/70R30	W15L W14L	479	1478	669	4420	141A8	1.6	5920	3860	2860	2760	2575	2575
	W16L	18.9	58.2	26.3	174	141B	23	13050	8510	6310	6090	5680	5680
480/70R34	W15L W14L,	479	1580	723	4715	143A8	1.6	6270	4090	3020	2920	2725	2725
	W16L	18.9	62.2	28.5	185.6	143B	23	13820	9020	6660	6440	6010	6010
170/100R38	6	172	1305	624	4016	113A8	3.2	2680	1480	1270	1250	1150	-
		6.8	51.4	24.6	158.1	116A6	46	5910	3260	2800	2760	2540	-

Size	Rim	Unloaded Dimension SW mm / in	Unloaded Dimension OD mm / in	Loaded Static radius mm / in	RC mm / in	Load Index PR Symbols	Inflation Pressure bar / PSI	Recommend load, kg (lbs) Speed (kmph/mph) Lawn and Turf Application: Static	10 / 6	25 / 16	30 / 19	40 / 25	50 / 31
240/60R12	8.00B W7.00	244	593	266	1750	89A8	1.9	1330	730	610	600	580	580
		9.6	23.3	10.5	68.9	89B	28	2930	1610	1350	1320	1280	1280
220/55R14	7JA 7.00 7J	213	598	280	1797	93A8	2.9	1500	810	690	680	650	650
		8.4	23.5	11	70.7	93B	42	3310	1790	1520	1500	1430	1430
280/70R18	W9 W8L	282	849	381	2487	114A8	2.4	2710	1480	1250	1230	1180	1180
	W8 W10	11.1	33.4	15	97.9	114B	35	5980	3260	2760	2710	2600	2600
420/70R24	W13	418	1248	569	3620	130A8	1.6	4370	2380	2010	1980	1900	1900
	W12 W14L	16.5	49.1	22.4	142.5	130B	23	9630	5250	4430	4370	4190	4190

Size	Rim	Unloaded Dimension SW mm / in	Unloaded Dimension OD mm / in	Loaded Static radius mm / in	RC mm / in	Load Index PR Symbols	Inflation Pressure bar / PSI	Recommend load, kg (lbs) Speed (kmph/mph) Log Skidder Application: Static	10 / 6	25 / 16	30 / 19	40 / 25	50 / 31
320/70R20	W10 W11	320	982	446	2926	113A8	1.6	2650	1730	1280	1230	1150	1150
		12.6	38.7	17.6	115.2	113B	23	5840	3810	2820	2710	2540	2540

GALAXY TURF SPECIAL R-3

MFWA | 2WD TRACTOR | UTILITY TRACTOR

Galaxy Turf Special tire is designed on the basis of the input offered by golf course superintendents from a vast number of different geographical locations. The Turf Special has set the standard for flotation and minimized soil disturbance, making them ideal for agricultural purpose.

Size	Rim	Unloaded Dimension SW	Unloaded Dimension OD	Loaded Static radius	RC	Load Index PR Symbols	Inflation Pressure	Recommended Load Speed (kmph/mph)	
		mm	mm	mm	mm		bar	10	30
		in	in	in	in		psi	6	19
12LL-16	W10	320	825	376	2440	6	2	1550	1400
	W10L	12.6	32.5	14.8	96.1	120A6 123A2	29	3417	3086
24X13LL-12NHS (24X13.00-12NHS)	10.5	326	608	269	1808	4	1.24	1000	710
		12.8	23.9	10.6	71.2	96A6 108A2	18	2205	1565
25X10.50LL-15	8 8LB	262	643	254	1846	6	2.2	1180	800
		10.3	25.3	10	72.7	100A6 114A2	32	2601	1760
27/10.50LLX15	8	269	678	274	1975	6	2.2	1180	800
		10.6	26.7	10.8	77.8	100A6 114A2	32	2601	1760
27X12LL-15	10LB	310	680	306	2067	6	2.2	1500	1060
		12.2	26.8	12	81.4	110A6 122A2	32	3307	2337
33/18LLX16.1	16	475	850	379	2439	10	2.34	3250	2300
		18.7	33.5	14.9	96	137A6 149A2	34	7165	5070
33X16LL-16.1	14	427	833	370	2507	10	2.6	3075	2180
		16.8	32.8	14.6	98.7	135A6 147A2	38	6780	4810

Size	Rim	Unloaded Dimension SW	Unloaded Dimension OD	Loaded Static radius	RC	Load Index PR Symbols	Inflation Pressure	Recommended Load Speed (kmph/mph)
		mm	mm	mm	mm		bar	10
		in	in	in	in		psi	6
41/18LLX22.5	14	465	1030	432	3140	14	4.8	6300
		18.3	40.6	17	123.6	172A2	70	13889
41X18LL-22.5	14	457	1030	476	3066	20	6.9	7750
		18	40.6	18.7	120.7	179A2	100	17086

Size	Rim	Unloaded Dimension SW	Unloaded Dimension OD	Loaded Static radius	RC	Load Index PR Symbols	Inflation Pressure	Recommended Load Speed (kmph/mph)
		mm	mm	mm	mm		bar	30
		in	in	in	in		psi	19
41/18LLX16.1	16	487	1040	435	3010	6	1.4	2430
		19.2	40.9	17.1	118.5	135A6/139A2	20	5360

Size	Rim	Unloaded Dimension SW	Unloaded Dimension OD	Loaded Static radius	RC	Load Index PR Symbols	Inflation Pressure	Recommended Load Speed (kmph/mph)	
		mm	mm	mm	mm		bar	15	30
		in	in	in	in		psi	9	19
22.5LLX16.1	18	574	1133	494	3393	6	1.25	3150	2900
		22.6	44.6	19.4	133.6	145A6	18	6945	6393

GALAXY MIGHTY MOW

R-3

FLOTATION

MOWER | GOLF-CART | 2WD TRACTOR | UTILITY TRACTOR | MFWA | SKIDSTEER | BOOMLIFT

Galaxy Mighty Mow is engineered to provide superior flotation characteristics, resulting in a tire that does not damage soil or roots. This makes the Mighty Mow an ideal tire for agricultural use on utility farm tractors and agricultural equipment. The Mighty Mow also works exceptionally well on mowers for lawns, parks, golf courses, sports grounds and cemeteries.

Size	Rim	Unloaded Dimension		Loaded Static radius	RC	Load Index PR Symbols	Inflation Pressure	Recommended Load Speed (kmph/mph) Utility / Lawn & Garden Application		
		SW	OD							
		mm	mm	mm	mm		bar	30	40	50
		in	in	in	in		psi	19	25	31
27X10.50-15NHS	8	259	693	324	2077	4	2.06	670	620	600
		10.2	27.3	12.8	81.8	94A6/90B	30	1480	1370	1320

Size	Rim	Unloaded Dimension		Loaded Static radius	RC	Load Index PR Symbols	Inflation Pressure	Recommended Load Speed (kmph/mph)
		SW	OD					
		mm	mm	mm	mm		bar	50
		in	in	in	in		psi	31
29X12.50-15NHS	10LB	310	742	340	2192	4	1.4	600
		12.2	29.2	13.4	86.3	90B	20	1320

Size	Rim	Unloaded Dimension		Loaded Static radius	RC	Load Index PR Symbols	Inflation Pressure	Recommended Load Speed (kmph/mph)	
		SW	OD						
		mm	mm	mm	mm		bar	10	30
		in	in	in	in		psi	6	19
23X8.50-12SS	7.00-I-70	218	574	260	1675	4	2.4	650	450
	W7 7 I-90 7JA	8.6	22.6	10.2	65.9	93A2/80A6	35	1433	992
23X8.50-14SS	7	218	589	271	1778	6	3.4	825	560
		8.6	23.2	10.7	70	101A2/88A6	49	1820	1240
14-17.5NHS	10.5	349	914	401	2704	6	2.1	2180	1500
		13.7	36	15.8	106.5	135A2/122A6	30	4810	3310

Size	Rim	Unloaded Dimension		Loaded Static radius	RC	Load Index PR Symbols	Inflation Pressure	Recommended Load Speed (kmph/mph)
		SW	OD					
		mm	mm	mm	mm		bar	10
		in	in	in	in		psi	6
10X16.5NHS	8.25	265	775	360	2425	8	4.1	1880
	SDC8.25	10.4	30.5	14.2	95.5	129A2	59	4145
12-16.5NHS	9.75	318	835	382	2461	12	5.5	2865
		12.5	32.9	15	96.9	144A2	80	6320
14-17.5NHS	10.5	349	914	412	2755	14	5.5	3875
		13.7	36	16.2	108.5	155A2/142A6	80	8543

Size	Rim	Unloaded Dimension		Loaded Static radius	RC	Load Index PR Symbols	Inflation Pressure	Recommended Load Speed (kmph/mph)
		SW	OD					
		mm	mm	mm	mm		bar	50
		in	in	in	in		psi	31
27X8.50-15NHS	7JA	213	678	309	1992	12	6.2	1030
		8.4	26.7	12.2	78.4	109B/113A6	90	2270
21.5L-16.1SL	W18	546	1130	479	3113	6	1.1	2000
		21.5	44.5	18.9	122.6	132B	16	4410
41X14.00-20NHS	W11	356	1067	484	3195	4	1.7	1400
	11	14	42	19.1	125.8	120B	25	3086
54X31.00-26NHS	DW25B	780	1390	631	4295	10	2.1	3075
		30.7	54.7	24.8	169.1	147B	30	6779

Size	Rim	Unloaded Dimension		Loaded Static radius	RC	Load Index PR Symbols	Inflation Pressure	Recommended Load	
		SW	OD					Speed (kmph/mph)	
		mm	mm	mm	mm		bar	30	50
		in	in	in	in		psi	19	31
27X8.50-15NHS	7.00I 7JA	213	678	312	2006	6	3.1	800	710
		8.4	26.7	12.3	79	96B/100A6	45	1764	1565

Size	Rim	Unloaded Dimension		Loaded Static radius	RC	Load Index PR Symbols	Inflation Pressure	Recommended Load	
		SW	OD					Speed (kmph/mph)	
		mm	mm	mm	mm		bar	10	30
		in	in	in	in		psi	6	19
14-17.5NHS	10.5	349	914	401	2704	6	2.1	2180	1500
		13.7	36	15.8	106.5	135A2/122A6	30	4806	3307

Size	Rim	Unloaded Dimension		Loaded Static radius	RC	Load Index PR Symbols	Inflation Pressure	Recommended Load
		SW	OD					Speed (kmph/mph)
		mm	mm	mm	mm		bar	40
		in	in	in	in		psi	25
12.4-16	W10L	317	920	417	2752	6	2.2	825
	10LB 11	12.5	36.2	16.4	108.3	101A8	32	1820
9.5-16	W8	241	820	358	2309	6	2.1	630
		9.5	32.3	14.1	90.9	92A8	30	1389
17.5L-24	W15L 15	450	1240	563	3715	8	1.8	2430
		17.7	48.8	22.2	146.3	139A8	26	5357

Size	Rim	Unloaded Dimension		Loaded Static radius	RC	Load Index PR Symbols	Inflation Pressure	Recommended Load	
		SW	OD					Speed (kmph/mph)	
		mm	mm	mm	mm		bar	40	50
		in	in	in	in		psi	25	31
44X18.00-20NHS	14	457	1133	515	3296	4	1.4	1600	1550
		18	44.6	20.3	129.8	124A8/123B	20	3530	3420

Size	Rim	Unloaded Dimension		Loaded Static radius	RC	Load Index PR Symbols	Inflation Pressure	Recommended Load			
		SW	OD					Speed (kmph/mph)			
		mm	mm	mm	mm		bar	15	25	30	40
		in	in	in	in		psi	9	16	19	25
19.5L-24 R-3	W17	495	1314	597	3939	12	3	3140	2880	2620	2360
		19.5	51.7	23.5	155.1	138A8	44	6920	6350	5780	5200

GALAXY MIGHTY MOW TS

R-3

WRC
WEAR RESISTANT COMPOUND

MOWER | UTILITY TRACTOR | GOLF-CART | TRAILER

Galaxy Mighty Mow-TS is engineered to provide superior flotation characteristics, resulting in a tire that does not damage soil or roots. This makes the Mighty Mow-TS an ideal tire for lawns, parks, golf courses, sports grounds and cemeteries.

Size	Rim	Unloaded Dimension SW	Unloaded Dimension OD	Loaded Static radius	RC	Load Index PR Symbols	Inflation Pressure	Recommended Load Speed (kmph/mph) 15	Recommended Load Speed (kmph/mph) 20
		mm	mm	mm	mm		bar		
		in	in	in	in		psi	9	12
15X6.50-8NHS	5.38-I-70	167	384	172	1126	4	1.95	-	257
		6.6	15.1	6.8	44.3	61A4	28	-	567
16x6.50-8NHS	5.38-I-55	165	422	188	1259	6	3	-	355
		6.5	16.6	7.4	49.6	72A4	44	-	783
18X6.50-8NHS	5.38-I-70	167	455	200	1320	4	1.95	-	335
		6.6	17.9	7.9	52	70A4	28	-	739
22.5X10.00-8NHS	7.00-I-70	254	572	240	1589	4	1.5	-	615
		10	22.5	9.4	62.6	91A4	22	-	1356
20X12.00-10NHS	8.50-I-70	275	498	191	1477	4	1.4	-	580
		10.8	19.6	7.5	58.1	89A4	20	-	1279
22X10.00-10NHS	8	254	559	242	1634	4	1.5	-	600
		10	22	9.5	64.3	90A4	22	-	1323
22x11.00-10NHS	8.50-I-70	276	550	233	1602	4	1.5	-	650
		10.9	21.7	9.2	63.1	93A4	22	-	1433
22x9.50-10NHS	7.50-I-70	240	550	233	1606	4	0.96	-	425
		9.4	21.7	9.2	63.2	78A4	14	-	937
23X9.50-12NHS	7.00-I-70	227	580	250	1778	4	1.4	-	545
		8.9	22.8	9.8	70	87A4	20	-	1202
26X12-12NHS	10.50-I-55 W10.5 I-70 I-90	300	640	279	1931	8	3	1285	-
		11.8	25.2	11	76	117A3	44	2833	-
24X12.00-14NHS	10.5	290	610	270	1807	6	2.2	-	975
		11.4	24	10.6	71.1	107A4	32	-	2150
25X8.50-14NHS	7.00-I-70	218	640	283	1894	6	2.2	-	730
		8.6	25.2	11.1	74.6	97A4	32	-	1609
26X12.00-16NHS	10.5	301	667	305	2065	6	2.1	-	1030
		11.9	26.3	12	81.3	109A4	30	-	2271

Size	Rim	Unloaded Dimension SW	Unloaded Dimension OD	Loaded Static radius	RC	Load Index PR Symbols	Inflation Pressure	Recommended Load Speed (kmph/mph) Lawn/Turf Equipment 20
		mm	mm	mm	mm		bar	
		in	in	in	in		psi	12
16x6.50-8NHS	5.38-I-55	165	422	199	1284	8	4	437
		6.5	16.6	7.8	50.6	79A4	58	963
18x8.50-8NHS	7.00-I-55 W7 I-70 I-90	215	450	204	1353	6	2.3	462
		8.5	17.7	8	53.3	81A4	33	1019
20X8.00-8NHS	7.00-I-70	210	508	218	1484	4	1.5	425
		8.3	20	8.6	58.4	78A4	22	937
20X10.00-8NHS	7.00-I-55,I-70, I-90 8.00-I-55, I-70,I-90	254	510	210	1521	6	2.2	650
		10	20.1	8.3	59.9	93A4	32	1433
20X8.00-10NHS	6.00-I-55 6.00-I-70 6.00-I-90	200	500	227	1465	6	2.5	500
		7.9	19.7	8.9	57.7	84A4	36	1102
24X12.00-10NHS	9.5	304	605	258	-	4	1.4	750
		12	23.8	10.2		98A4	20	1653

Size	Rim	Unloaded Dimension		Loaded Static radius	RC	Load Index PR Symbols	Inflation Pressure	Recommended Load Speed (kmph/mph)
		SW	OD					Lawn/Turf Equipment
		mm	mm	mm	mm		bar	20
		in	in	in	in		psi	12
23x10.50-12NHS	8.50-I-55 8.5J W8.5 8.5AT	260	575	252	1672	12	4.4	1180
		10.2	22.6	9.9	65.8	114A4	64	2601
24X9.50-12NHS	7.00-I-70	240	599	267	1797	6	1.65	670
		9.4	23.6	10.5	70.7	94A4	24	1477

Size	Rim	Unloaded Dimension		Loaded Static radius	RC	Load Index PR Symbols	Inflation Pressure	Recommended Load Speed (kmph/mph) Utility Tractor	
		SW	OD						
		mm	mm	mm	mm		bar	15	20
		in	in	in	in		psi	9	12
16X6.5-8NHS	5.375-I-55 W5.375 I-70 I-90	165	410	189	1236	4	1.9	280	-
		6.5	16.1	7.4	48.7	64A3	28	617	-
16X7.50-8NHS	5.375 W5.375 I-70 I-90	180	410	165	1229	4	1.65	-	-
		7.1	16.1	6.5	48.4	66A4	24	-	-
18X8.5-8NHS	7.00-I-55 W7 I-70 I-90	215	450	261	1301	4	1.5	375	-
		8.5	17.7	10.3	51.2	74A3	22	827	-
20X10.00-8NHS	8.00-I-55 I-70 I-90	265	510	222	1544	4	1.5	530	-
		10.4	20.1	8.7	60.8	86A4	22	1168	-
18X10.5-10NHS	8.5J 8.50	260	450	204	1343	4	1.37	450	-
		10.2	17.7	8	52.9	80A3	20	992	-
18X8.50-10NHS	7.00-I-55 W7	210	470	211	1383	4	1.5	375	-
		8.3	18.5	8.3	54.4	74A3	22	827	-
20X10.00-10NHS	8.00-I-55 W7 7.00-I-55 I-70 I-90	250	510	233.5	1569	6	2.2	630	-
		9.8	20.1	9.2	61.8	92A4	32	1389	-
23X10.5-12NHS	8.50-I-55 8.5J W8.5 8.5AT SDC9	260	575	250	1675	6	2.2	-	775
		10.2	22.6	9.8	65.9	99A4	32	-	1709
23X8.50-12NHS	7.00-I-55 7 7JA 7.0AT	219	585	260	1709	6	2.3	650	-
		8.6	23	10.2	67.3	93A3	33	1433	-
24X12-12NHS	10.5JA	304	610	264	1753	4	1.4	775	-
		12	24	10.4	69	99A3	20	1709	-
26X12.00-12 NHS	10.50-I-55 10.50J 10.5AT 10.5JA	300	640	279	1854	4	1.4	775	-
		11.8	25.2	11	73	99A4	20	1709	-

Size	Rim	Unloaded Dimension		Loaded Static radius	RC	Load Index PR Symbols	Inflation Pressure	Recommended Load Speed (kmph/mph)
		SW	OD					Log Skidder Application
		mm	mm	mm	mm		bar	15
		in	in	in	in		psi	9
18X9.5-8NHS	7.00-I-55 7J	225	465	213	1422	6	2.5	580
		8.9	18.3	8.4	56	89A3	36	1279

BOOMLIFT

GALAXY BEEFY BABY III R-4

ARTICULATED BOOM LIFT | BOOM LIFT | TELESCOPIC BOOM LIFT

Galaxy Beefy Baby III is an advanced design with 10% higher tread depth than Beefy Baby II design. It has a flatter tread profile. Due to increased overlap, there is a significant increase in the amount of rubber in the center of the tread pattern. Shallower angle of the lug in the shoulder provides increased traction capability and terracing in the under tread promotes self-cleaning. The signature galaxy rim shield has been enhanced in the Beefy Baby III design.

Size	Rim	Unloaded Dimension		Loaded Static radius	RC	Load Index PR Symbols	Inflation Pressure	Recommended Load Speed (kmph/mph) Boom Lifts
		SW	OD					
		mm	mm	mm	mm		bar	10
		in	in	in	in		psi	6
15-19.5NHS	11.75	389	1019	464	3190	14PR	4.8	4500
	12.25	15.3	40.1	18.3	125.6	160A2	70	9921
15-19.5NHS	11.75	389	1019	442	3011	16PR	5.5	4875
	12.25	15.3	40.1	17.4	118.5	163A2	80	10748
26X12D380	10LB	302	674	309	2010	8PR	4.85	1400
		11.9	26.5	12.2	79.1	120A2	70	3086
15-625NHS	13	392	1026	481	3140	16	6.9	5600
		15.4	40.4	18.9	123.6	168A2	100	12350
18-625 NHS	15	434	1052	489	3179	16	6.9	6900
		17.1	41.4	19.3	125.2	175A2	100	15210
315/55D20 NHS	11	317	832	386	2486	12	5.5	3450
		12.5	32.8	15.2	97.9	151A2	80	7610
355/55D625NHS	11.75	354	942	443	2895	14	5.2	4125
		13.9	37.1	17.4	114	157A2	75	9090
445/50D710 NHS	15	435	1184	546	3594	18	6.9	7300
		17.1	46.6	21.5	141.5	177A2	100	16090

GALAXY BEEFY BABY SDS WITH APERTURE

SOLID

WRC WEAR RESISTANT COMPOUND

ARTICULATED BOOM LIFT | BOOM LIFT | TELESCOPIC BOOM LIFT

Galaxy Beefy Baby Severe Duty Solid is the first of the solid tire range, available in one variants: with aperture and without aperture. The aperture in the tire provides better cushioning and hence better driving comfort. The aperture also helps in cooling as compared to a normal solid tire. The ideal tire for harsh environments like waste handling, metal recycling, construction and demolishing sites. The SDS offers upto 40% higher load carrying capacity than a pneumatic tire.

Size	Rim	Unloaded Dimension		Loaded Static radius	RC	Load Index PR Symbols	Inflation Pressure	Recommended Load Speed (kmph/mph)	
		SW	OD						
		mm	mm	mm	mm		bar	6	10
		in	in	in	in		psi	4	6
830x285	7.50V-20	285	832	SOLID	-	5135	4420	4010	1550
		11.2	32.8			11320	9740	8840	3420

MATERIAL HANDLING

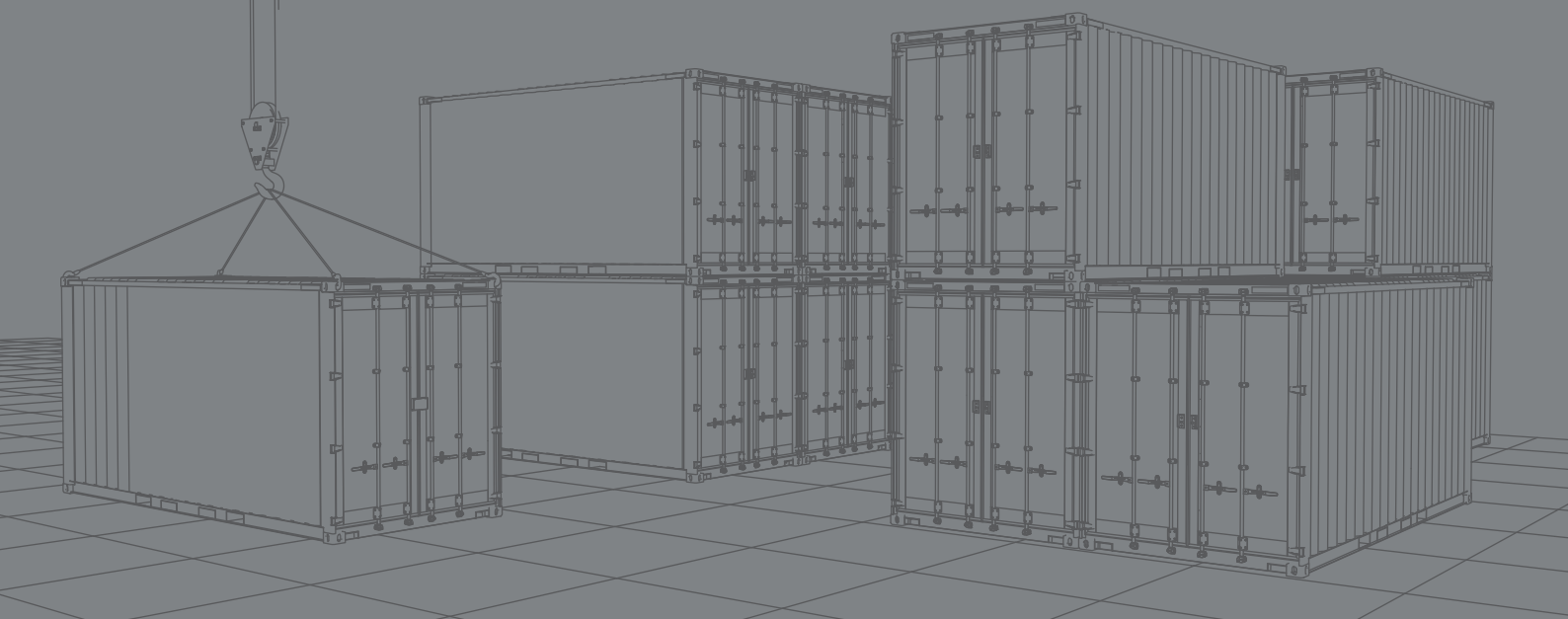

NOTES

EARTHMOVER

SOLID EARTHMOVER

GALAXY LHD 510 SDS SOLID

LOAD HAUL DUMPER
WHEEL LOADER

Tread pattern of LHD 510 SDS is designed with deep groove on the shoulder to provide superior traction on all kind of surfaces. Compound formulation used in the construction of LHD 510 enhances its resistance toward chipping and chunking and minimize heat buildup to maximize tire life. Sidewall aperture improves driver's comfort on hard and uneven surface.

Size	Rim	Unloaded Dimension		60J	Rim Type	Rad / Bia / Sol	Load Capacity (kg)
		SW	OD				Static
		mm in	mm in	mm in			10 kmph 6 mph
20.5-25	17.00-25	528 20.7	1494 58.8	188 238.76	Standard Heel	Solid - Resilient	13740 30291
23.5-25	19.5	597 23.5	1626 64	218 9	Standard Heel	Solid - Resilient	17100 37700
26.5-25	22.00-25	691 27.2	1747 68.7	241 306.07	Standard Heel	Solid - Resilient	21000 46297
29.5-25	25.00-25	760 29.9	1859 73.1	264 10.3	Standard Heel	Solid - Resilient	25900 57099

GALAXY LHD 500 SDS SOLID

HRC HEAT RESISTANT COMPOUND
CRC CHIP & CHUNK RESISTANT COMPOUND

WHEEL LOADER
FORKLIFT
LOAD HAUL DUMPER

Galaxy LHD 500 SDS has been specifically designed for the most severe applications. The superior compound formulation offers improved cut, chip and wear resistance with minimal heat build-up leading to longer tread life. Single and double aperture variant provides ride comfort.

ARTICULATED DUMP TRUCKS

Size	Rim	SW	OD	Recommended Load
		mm in	mm in	kg lbs
17.5-25	14	450 17.7	1337 52.6	9500 20944

GALAXY SUPER SMOOTH SDS SOLID

LOAD HAUL DUMPER | ARTICULATED DUMP TRUCK | WHEEL LOADER

Super Smooth SDS offers a smooth flat tread for even wear on hard surfaces and eliminates issues of lug cracking. It eliminates breakdown of equipments or sidewall tearing resulting in maximum equipment up-time. It has steel wire creel beads for improved grip with rim that prevents rim slippage.

Wheel Loader

Size	Rim	OD	SW	60J	Rim Type	Rad / Bia / Sol	Load Capacity Kg Static Load Wheels
		mm in	mm in	mm in			10 kmph 6 mph
20.5-25	17.00-25	1492 58.7	510 20	189 240.03	Standard Heel	Solid - Resilient	13200 29093
23.5-25	19.5-25	1626 64	604 23.7	252 320.04	Standard Heel	Solid - Resilient	17000 37468
26.5-25	22.00-25	1714 67.4	717 28.2	271 344.17	Standard Heel	Solid - Resilient	20600 45402
29.5-25	25.00-25	1841 72.4	758 29.8	302 383.54	Standard Heel	Solid - Resilient	25750 56753

RADIAL EARTHMOVER

GALAXY LDSR 510

L-5 | AS ALL STEEL | CRC CUT RESISTANT COMPOUND

WHEEL LOADER | DOZER

Working in severe conditions and off-road surface mining while carrying heavy loads demands superior dependability, excellent traction, durability and cut resistance. Galaxy LDSR 510 is an all-steel radial tire specially constructed with premium tread compounds to withstand mighty challenges and provide long tire life. The extra deep tread offers excellent performance and its non-directional block tread pattern delivers superior traction, abrasion and cut resistance on rocky and gravel surfaces assuring higher efficiency.

Size	Rim	Unloaded Dimension OD	Unloaded Dimension SW	Static Loaded Radius	Rolling Circumference	NSD	Load Index / Speed	Max Speed Unit	Tire Load Limits At Various Cold Inflation Pressures: Star Mark											**
		mm / inch	mm / inch	mm / inch	mm / inch	mm / 1/32nd	Speed		KPA / psi	400 / 58	425 / 62	450 / 65	475 / 69	500 / 73	525 / 76	550 / 80	575 / 83	600 / 87	625 / 91	650 / 94
17.5R25	14.0/1.5-25	1404	445	635.65	4147	64.9	182A2	10 KMPH	Kg	6000	6150	6500	6700	7100	7300	7500	7750	8000	8250	8500
		55.3	17.5	25	163.3	81.8		5 MPH	lbs	13200	13600	14300	14800	15700	16100	16500	17100	17600	18200	18700
20.5R25	17.00/2.0-25	1548	535	686.1	4550	74.2	193 A2	10 KMPH	Kg	8000	8250	8750	9000	9500	9750	10000	10300	10900	11200	11500
		60.9	21.1	27	179.1	93.5		5 MPH	lbs	17600	18200	19300	19800	20900	21500	22000	22700	24000	24700	25400
23.5R25	19.50/2.5 - 25	1662	612	731.2	4860	81.4	201A2	10 KMPH	Kg	10300	10600	11200	11500	12150	12500	12850	13200	13600	14000	14500
		65.4	24.1	28.8	191.3	102.6		5 MPH	lbs	22700	23400	24700	25400	26800	27600	28300	29100	30000	30900	32000
26.5R25	22.0/3.0-25	1777	687	768.9	5331	90.7	209A2	10	kg	12850	13200	14000	14500	15000	15500	16000	16500	17000	18000	18500
		70	27	30.3	209.9	114.3		5	lbs	28300	29100	30900	32000	33100	34200	35300	36400	37500	39700	40800
29.5R25	25.00/3.5-25	1909	778	829.2	5540	98.9	216 A2	10	kg	15500	16000	17000	17500	18000	19000	19500	20000	20600	21200	22400
		75.2	30.6	32.6	218.1	124.6		5	lbs	34200	35300	37500	38600	39700	41900	43000	44100	45400	46700	49400

GALAXY LDSR 500

L-5 | AS ALL STEEL | CRC CUT RESISTANT COMPOUND

WHEEL LOADER | DOZER

Galaxy LDSR 500 is a specially designed all-steel radial tire for heavy-duty Wheel loaders/ Dozers. Its non-directional pattern and extra deep tread provide excellent stability and longer tire life during the life cycle. The premium cut-resistant compound with a sturdy sidewall protector provides superior strength and endurance to withstand external impacts during the operation.

Size	Rim	Unloaded Dimension OD	Unloaded Dimension SW	Static Loaded Radius	RC	NSD	Load Index Speed Symbols	Max Speed	Tire Load Limits At Various Cold Inflation Pressures: Star Mark											**
		mm / in	mm / in	mm / in	mm / in	mm / 1/32nd			KPA / psi	400 / 58	425 / 62	450 / 65	475 / 69	500 / 73	525 / 76	550 / 80	575 / 83	600 / 87	625 / 91	650 / 94
20.5R25	17.00/2.0-25	1560	535	699.5	4650	81.4	193A2	10 KMPH	Kg	8000	8250	8750	9000	9500	9750	10000	10300	10900	11200	11500
		61.4	21.1	27.5	183.1	102.6		5 MPH	lbs	17600	18200	19300	19800	20900	21500	22000	22700	24000	24700	25400
23.5R25	19.50/2.5-25	1674	610	750.1	4970	89.7	201A2	10	Kg	10300	10600	11200	11500	12150	12500	12850	13200	13600	14000	14500
		65.9	24	29.5	195.7	113		5 MPH	lbs	22700	23400	24700	25400	26800	27600	28300	29100	30000	30900	32000
26.5R25	22.0/3.0-25	1794	699	783	5392	97.9	209A2	10	kg	12850	13200	14000	14500	15000	15500	16000	16500	17000	18000	18500
		70.6	27.5	30.8	212.3	123.4		5	lbs	28300	29100	30900	32000	33100	34200	35300	36400	37500	39700	40800
29.5R25	25.00/3.5-25	1930	767	847.4	5730	107.2	216A2	10	kg	15500	16000	17000	17500	18000	19000	19500	20000	20600	21200	22400
		76	30.2	33.4	225.6	135.1		5	lbs	34200	35300	37500	38600	39700	41900	43000	44100	45400	46700	49400

GALAXY HTSR 400

E-4/L-4

AS ALL STEEL

C+C CUT&CHIP RESISTANT COMPOUND

WHEEL LOADER

ARTICULATED DUMP TRUCK

HTSR 400 is specially built for dump trucks that face extreme environments while hauling heavy loads. High tread depth ensures consistent traction and greater cut resistance making it the more productive choice. The presence of special compound ensures minimum heat build-up while performing longer runs. Superior cut & chip protection with optimized belt design provides excellent durability resulting in reduced downtime.

ARTICULATED DUMP TRUCK

Size	Rim	Unloaded Dimension OD	Unloaded Dimension SW	Static Loaded Radius	Rolling Circumference	NSD	Load Index Speed Symbols	Max Speed Unit	Tire load limits at various cold inflation pressures											
									Star Mark											**
		mm / inch	mm / inch	mm / inch	mm / inch	mm / 1/32nd			KPA	275	300	325	350	375	400	425	450	475	500	525
									Psi	40	44	47	51	54	58	62	65	69	73	76
23.5R25	19.50/2.50	1643	602	739	4735	52.6	185B	50 KMPH	Kg	5600	6000	6500	6700	7100	7500	7750	8250	8500	9000	9250
		64.7	23.7	29.1	186.4	66.3		30 MPH	lbs	12300	13200	14300	14800	15700	16500	17100	18200	18700	19800	20400
26.5R25	22.00/3.0	1761	675	794.1	5236	55	193B	50 KMPH	Kg	7100	7500	8000	8500	9000	9500	9750	10300	10600	11200	11500
		69.3	26.6	31.3	206.1	69.3		30 MPH	lbs	15700	16500	17600	18700	19800	20900	21500	22700	23400	24700	25400
29.5R25	25.00/3.5	1890	765	852.2	5611	59	200B	50 KMPH	Kg	8500	9250	9750	10300	10900	11500	11800	12500	12850	13600	14000
		74.4	30.1	33.6	220.9	74.3		30 MPH	lbs	18700	20400	21500	22700	24000	25400	26000	27600	28300	30000	30900

WHEEL LOADER

Size	Rim	Unloaded Dimension OD	Unloaded Dimension SW	Static Loaded Radius	Rolling Circumference	NSD	Load Index Speed Symbols	Max Speed Unit	Tire load limits at various cold inflation pressures											
									Star Mark											**
		mm / inch	mm / inch	mm / inch	mm / inch	mm / 1/32nd			KPA	400	425	450	475	500	525	550	575	600	625	650
									Psi	58	62	65	69	73	76	80	83	87	91	94
23.5R25	19.50/2.50	1643	602	739	4735	52.6	201A2	10 KMPH	Kg	10300	10600	11200	11500	12150	12500	12850	13200	13600	14000	14500
		64.7	23.7	29.1	186.4	66.3		5 MPH	lbs	22700	23400	24700	25400	26800	27600	28300	29100	30000	30900	32000
26.5R25	22.00/3.0	1761	675	794.1	5236	55	209A2	10 KMPH	Kg	12850	13200	14000	14500	15000	15500	16000	16500	17000	18000	18500
		69.3	26.6	31.3	206.1	69.3		5 MPH	lbs	28300	29100	30900	32000	33100	34200	35300	36400	37500	39700	40800
29.5R25	25.00/3.5	1890	765	852.2	5611	59	216A2	10 KMPH	Kg	15500	16000	17000	17500	18000	19000	19500	20000	20600	21200	22400
		74.4	30.1	33.6	220.9	74.3		5 MPH	lbs	34200	35300	37500	38600	39700	41900	43000	44100	45400	46700	49400

GALAXY LDSR 300

E-3/L-3

AS ALL STEEL

C+C CUT&CHIP RESISTANT COMPOUND

WHEEL LOADER

DOZER

ARTICULATED DUMP TRUCK

LDSR 300 is specially constructed for wheel loaders operating in the toughest environments. Transportation of heavy load demands excellent stability and robustness. Sturdy radial construction coupled with strong sidewall protector provides LDSR 300 superior strength and endurance to withstand challenging terrains. Premium tread compounds provide excellent protection against lug-tearing and chunking, helping the machine to perform efficiently without any downtime shaped tread pattern with stepped lugs ensure optimal traction and enhanced self cleaning assuring high productivity.

ARTICULATED DUMP TRUCK

Size	Rim	Unloaded Dimension OD	Unloaded Dimension SW	Static Loaded Radius	Rolling Circumference	NSD	Load Index Speed Symbols	Max Speed Unit	Tire load limits at various cold inflation pressures											
									Star Mark											**
		mm / inch	mm / inch	mm / inch	mm / inch	mm / 1/32nd			KPA	275	300	325	350	375	400	425	450	475	500	525
									Psi	40	44	47	51	54	58	62	65	69	73	76
17.5R25	14.00/1.5	1350	445	623	4009	28.9	167B	50 KMPH	Kg	3350	3550	3750	4000	4125	4375	4625	4750	5000	5150	5450
		53.1	17.5	24.5	157.8	36.4		30 MPH	lbs	7400	7850	8250	8800	9100	9650	10200	10500	11000	11400	12000
20.5R25	17.00/2.0	1493	525	662	4414	33.2	177B	50 KMPH	Kg	4375	4750	5000	5300	5600	5800	6150	6500	6700	6900	7300
		58.8	20.7	26.1	173.8	41.8		30 MPH	lbs	9650	10500	11000	11700	12300	12800	13600	14300	14800	15200	16100

Size	Rim	Unloaded Dimension OD	Unloaded Dimension SW	Static Loaded Radius	Rolling Circumference	NSD	Load Index Speed Symbols	Max Speed Unit	Tire load limits at various cold inflation pressures											
									Star Mark											**
		mm	mm	mm	mm	mm			KPA	275	300	325	350	375	400	425	450	475	500	525
		inch	inch	inch	inch	1/32nd			Psi	40	44	47	51	54	58	62	65	69	73	76
23.5R25	19.50/2.5	1622	606	729.1	4900	36	185B	50 KMPH	Kg	5600	6000	6500	6700	7100	7500	7750	8250	8500	9000	9250
		63.9	23.9	28.7	192.9	45.4		30 MPH	lbs	12300	13200	14300	14800	15700	16500	17100	18200	18700	19800	20400
26.5R25	22.00/3.0	1745	678	755	5247	39.7	193B	50 KMPH	Kg	7100	7500	8000	8500	9000	9500	9750	10300	10600	11200	11500
		68.7	26.7	29.7	206.6	50		30 MPH	lbs	15700	16500	17600	18700	19800	20900	21500	22700	23400	24700	25400
29.5R25	25.00/3.5	1862	756	821	5575	45	200B	50 KMPH	Kg	8500	9250	9750	10300	10900	11500	11800	12500	12850	13600	14000
		73.3	29.8	32.3	219.5	56.7		30 MPH	lbs	18700	20400	21500	22700	24000	25400	26000	27600	28300	30000	30900

WHEEL LOADER

Size	Rim	Unloaded Dimension OD	Unloaded Dimension SW	Static Loaded Radius	Rolling Circumference	NSD	Load Index Speed Symbols	Max Speed Unit	Tire load limits at various cold inflation pressures											
									Star Mark											**
		mm	mm	mm	mm	mm			KPA	400	425	450	475	500	525	550	575	600	625	650
		inch	inch	inch	inch	1/32nd			Psi	58	62	65	69	73	76	80	83	87	91	94
17.5R25	14.00/1.5	1350	445	623	4009	28.9	182A2	10 KMPH	Kg	6000	6150	6500	6700	7100	7300	7500	7750	8000	8250	8500
		53.1	17.5	24.5	157.8	36.4		5 MPH	lbs	13200	13600	14300	14800	15700	16100	16500	17100	17600	18200	18700
20.5R25	17.00/2.0	1493	525	662	4414	33.2	193A2	10 KMPH	Kg	8000	8250	8750	9000	9500	9750	10000	10300	10900	11200	11500
		58.8	20.7	26.1	173.8	41.8		5 MPH	lbs	17600	18200	19300	19800	20900	21500	22000	22700	24000	24700	25400
23.5R25	19.50/2.5	1622	606	729.1	4900	36	201A2	10 KMPH	Kg	10300	10600	11200	11500	12150	12500	12850	13200	13600	14000	14500
		63.9	23.9	28.7	192.9	45.4		5 MPH	lbs	22700	23400	24700	25400	26800	27600	28300	29100	30000	30900	32000
26.5R25	22.00/3.0	1745	678	755	5247	39.7	209A2	10 KMPH	Kg	12850	13200	14000	14500	15000	15500	16000	16500	17000	18000	18500
		68.7	26.7	29.7	206.6	50		5 MPH	lbs	28300	29100	30900	32000	33100	34200	35300	36400	37500	39700	40800
29.5R25	25.00/3.5	1862	756	821	5575	45	216A2	10 KMPH	Kg	15500	16000	17000	17500	18000	19000	19500	20000	20600	21200	22400
		73.3	29.8	32.3	219.5	56.7		5 MPH	lbs	34200	35300	37500	38600	39700	41900	43000	44100	45400	46700	49400

GALAXY LDSR 310

E-3/L-3

CRC
CUT RESISTANT COMPOUND

WHEEL LOADER | DOZER | ARTICULATED DUMP TRUCK

LDSR 310 is the newest addition to the Galaxy radial OTR tire range. This wheel loader tire is designed with a block tread pattern to make it well-equipped to ply on rocky or hard surfaces with ease. The sturdy all-steel construction coupled with a sidewall protector safeguards the tire against damage. The presence of special compounds provides resistance against wear, lug-tearing, and chunking. Optimal traction, excellent self-cleaning, enhanced riding comfort, and superior durability make LDSR 310 the perfect choice while working in challenging terrains.

ARTICULATED DUMP TRUCK

Size	Rim	Unloaded Dimension SW	Unloaded Dimension OD	Loaded Static radius	RC	Load Index PR Symbols	Inflation Pressure	Recommend load, kg (lbs) Speed, kmph (mph) Load Capacity for Earthover application kg (lbs)						
		mm	mm	mm	mm		bar	15	20	30	40	50	60	65
		in	in	in	in		psi	9	12	19	25	31	37	40
20.5R25	17.00/2.0	529	1493	662	4360	177B	5.25	8250	8000	7750	7500	7300	6900	6500
		20.8	58.8	26.1	171.7		76	18190	17640	17090	16540	16090	15210	14330

WHEEL LOADER

Size	Rim	Unloaded Dimension		Loaded Static radius	RC	Load Index PR Symbols	Inflation Pressure	Recommend load, kg (lbs)								
								Speed, kmph (mph)								
								Load capacity for Loader application kg (lbs)								
		SW	OD													
		mm	mm	mm	mm		bar	Static	Creep	5	10	15	20	25	30	40
		in	in	in	in		psi	kmph		3	6	9	12	16	19	25
20.5R25	17.00/2.0	529	1493	662	4360	193A2	6.5	18500	15000	13200	11500	10000	9750	9250	8750	850
		20.8	58.8	26.1	171.7		94	40790	33070	29100	25350	22050	21500	20390	19290	18740

GALAXY MGSR 200

G-2/L-2

AS
ALL STEEL

WHEEL LOADER

GRADER

MGSR 200 is specially designed for grader applications. The unique tread pattern provides excellent traction and grip on uneven surfaces. Special compound formulation assures minimum heat-build up and maximum protection against damages. Sturdy construction with sidewall protector provides increased productivity and zero downtime making MGSR 200 the perfect choice as the partner for non-stop work.

WHEEL LOADER

Size	Rim	Unloaded Dimension		Static Loaded Radius	Rolling Circumference	NSD	Load Index Speed Symbols	Max Speed Unit	Tire load limits at various cold inflation pressures					
		OD	SW						Star Mark					*
		mm inch	mm inch	mm inch	mm inch	mm 1/32nd			KPA	400	425	450	475	500
									Psi	58	62	65	69	73
17.5R25	14.00/1.5	1348	445	623	4444	28.9	176A2	10 KMPH	Kg	6000	6150	6500	6700	7100
		53.1	17.5	24.5	175	36.4		5 MPH	lbs	13200	13600	14300	14800	15700
20.5R25	17.00/2.0	1493	521	683.2	4488	33.2	186A2	10 KMPH	Kg	8000	8250	8750	9000	9500
		58.8	20.5	26.9	176.7	41.8		5 MPH	lbs	17600	18200	19300	19800	20900

GRADERS

Size	Rim	Unloaded Dimension		Static Loaded Radius	Rolling Circumference	NSD	Load Index Speed Symbols	Max Speed Unit	Tire load limits at various cold inflation pressures								
		OD	SW						Star Mark								*
		mm inch	mm inch	mm inch	mm inch	mm 1/32nd			KPA	200	225	250	275	300	325	350	375
									Psi	29	33	36	40	44	47	51	54
14.00R24	9.00GR	1352	372	612.5	4115	26.8	153A8	40 KMPH	Kg	2240	2430	2650	2800	3000	3250	3350	3650
		53.2	14.6	24.1	162	33.8		25 MPH	lbs	4940	5360	5840	6150	6600	7150	7400	8060
17.5R25	14.00/1.5	1348	445	623	4444	28.9	153A8	40 KMPH	Kg	1850	2120	2360	2650	2900	3075	3350	3650
		53.1	17.5	24.5	175	36.4		25 MPH	lbs	4080	4680	5200	5840	6400	6800	7400	8050
20.5R25	17.00/2.0	1493	521	683.2	4488	33.2	161A8	40 KMPH	Kg	2430	2800	3150	3450	3875	4125	4375	4625
		58.8	20.5	26.9	176.7	41.8		25 MPH	lbs	5360	6150	6950	7600	8550	9100	9650	10200

GALAXY MGSR 210

E-2/G-2/L-2

SC SNOW COMPOUND

WHEEL LOADER | ARTICULATED DUMP TRUCK | GRADER

MGSR 210 Multiuse Special Winter tire represents an excellent all seasons tire provided with specific, wide, non-directional 5 block tread pattern which enables good grip on every surface and good self-cleaning even in muddy terrains. Its strong steel stress resistant casing reduces punctures. The tires special rubber compound, aggressive blocks and sips enable exceptional traction, maneuvering ability and braking on ice & snow as well as on sand and loose terrains. Low motion resistance of the tire significantly decreases vehicle fuel consumption, and special rubber compound along with strong all-steel carcass enables longevity.

GRADERS

Size	Rim	Unloaded Dimension OD	Unloaded Dimension SW	Static Loaded Radius	Rolling Circumference	NSD	Load Index Speed Symbols	Max Speed Unit	Tire load limits at various cold inflation pressures								
									Star Mark								*
									KPA	200	225	250	275	300	325	350	375
		mm / inch	mm / inch	mm / inch	mm / inch	mm / 1/32nd			Psi	29	33	36	40	44	47	51	54
14.00R24TG	8.00TG	1352	360	612.1	4059	25	153A8	40 KMPH	Kg	2240	2430	2650	2800	3000	3250	3350	3650
		53.2	14.2	24.1	159.8	31.5		25 MPH	lbs	4940	5360	5840	6150	6600	7150	7400	8050
15.5R25	12.00/1.3	1278	395	590.35	3849	25.8	146A8	40 KMPH	Kg	1550	1750	2000	2180	2360	2575	2800	3000
		50.3	15.6	23.2	151.5	32.5		25 MPH	lbs	3420	3860	4400	4800	5200	5680	6150	6600
17.5R25	14.00/1.5	1354	444	618.1	4062	29	153A8	40 KMPH	Kg	1850	2120	2360	2650	2900	3075	3350	3650
		53.3	17.5	24.3	159.9	36.5		25 MPH	lbs	4080	4680	5200	5840	6400	6800	7400	8050
20.5R25	17.00/2.0	1495	528	621	4471	31.8	161A8	40 KMPH	Kg	2430	2800	3150	3450	3875	4125	4375	4625
		58.9	20.8	24.4	176	40.1		25 MPH	lbs	5360	6150	6950	7600	8550	9100	9650	10200
23.5R25	19.50/2.5	1618	602	728.3	4841	36	170A8	40 KMPH	Kg	3150	3550	4000	4500	4875	5300	5600	6000
		63.7	23.7	28.7	190.6	45.4		25 MPH	lbs	6950	7850	8800	9900	10700	11700	12300	13200

WHEEL LOADER

Size	Rim	Unloaded Dimension OD	Unloaded Dimension SW	Static Loaded Radius	Rolling Circumference	NSD	Load Index Speed Symbols	Max Speed Unit	Tire load limits at various cold inflation pressures				
									Star Mark				*
									KPA	400	425	450	475	500
		mm / inch	mm / inch	mm / inch	mm / inch	mm / 1/32nd			Psi	58	62	65	69	73
15.5R25	12.00/1.3	1278	395	590.35	3849	25.8	169A2	10 KMPH	Kg	5000	5150	5450	5600	5800
		50.3	15.6	23.2	151.5	32.5		5 MPH	lbs	11000	11400	12000	12300	12800
17.5R25	14.00/1.5	1354	444	618.1	4062	29	176A2	10 KMPH	Kg	6000	6150	6500	6700	7100
		53.3	17.5	24.3	159.9	36.5		5 MPH	lbs	13200	13600	14300	14800	15700
20.5R25	17.00/2.0	1495	528	621	4471	31.8	186A2	10 KMPH	Kg	8000	8250	8750	9000	9500
		58.9	20.8	24.4	176	40.1		5 MPH	lbs	17600	18200	19300	19800	20900
23.5R25	19.50/2.5	1618	602	728.3	4841	36	195A2	10 KMPH	Kg	10300	10600	11200	11500	12150
		63.7	23.7	28.7	190.6	45.4		5 MPH	lbs	22700	23400	24700	25400	26800

ARTICULATED DUMP TRUCK

Size	Rim	Unloaded Dimension OD	Unloaded Dimension SW	Static Loaded Radius	Rolling Circumference	NSD	Load Index Speed Symbols	Max Speed Unit	Tire load limits at various cold inflation pressures											
									Star Mark											**
									KPA	275	300	325	350	375	400	425	450	475	500	525
		mm / inch	mm / inch	mm / inch	mm / inch	mm / 1/32nd			Psi	40	44	47	51	54	58	62	65	69	73	76
15.5R25	12.00/1.3	1278	395	590.35	3849	25.8	160B	50 KMPH	Kg	2800	3000	3150	3350	3550	3650	3875	4000	4250	4375	4500
		50.3	15.6	23.2	151.5	32.5		30 MPH	lbs	6150	6600	6950	7400	7850	8050	8550	8800	9350	9650	9900
17.5R25	14.00/1.5	1354	444	618.1	4062	29	167B	50 KMPH	Kg	3350	3550	3750	4000	4125	4375	4625	4750	5000	5150	5450
		53.3	17.5	24.3	159.9	36.5		30 MPH	lbs	7400	7850	8250	8800	9100	9650	10200	10500	11000	11400	12000
20.5R25	17.00/2.0	1495	528	621	4471	31.8	177B	50 KMPH	Kg	4375	4750	5000	5300	5600	5800	6150	6500	6700	6900	7300
		58.9	20.8	24.4	176	40.1		30 MPH	lbs	9650	10500	11000	11700	12300	12800	13600	14300	14800	15200	16100
23.5R25	19.50/2.5	1618	602	728.3	4841	36	185B	50 KMPH	Kg	5600	6000	6500	6700	7100	7500	7750	8250	8500	9000	9250
		63.7	23.7	28.7	190.6	45.4		30 MPH	lbs	12300	13200	14300	14800	15700	16500	17100	18200	18700	19800	20400

GALAXY RTSR 400 L-4

RIGID DUMP TRUCK

RTSR 400 is specially built for Rigid Dump Trucks to face the extreme conditions while hauling heavy loads on any type of surface. All steel radial construction ensures excellent strength and guards the tire against tread punctures. It is designed with a high tread depth (E4) to provide more wearable rubber as well as tread design ensures consistent traction on multiple surfaces. Superior cut & chip protection with optimized belt design provides excellent durability, reducing downtime. It's available in multiple compounds like Cut, Heat, and standard, which allows tire customers to choose the best as per application.

Size	Pattern	Rim	Unloaded Dimension		Static Loaded Radius	Rolling Circumference	NSD	TKPH / TMPH	TIRE LOAD LIMITS AT VARIOUS COLD INFLATION PRESSURES									
			OD	SW					Load index / Speed Symbol	Maximum Speed	Star Mark							**
			mm	mm	mm	mm	mm			kmph	kPa	550	575	600	625	650	675	700
			inch	inch	inch	inch	1/32 inch			mph	psi	80	83	87	91	94	98	102
18.00R33	RTSR 400	13.00/2.5-33	1885	498	865.5	5684	55	245	191B	50	kg	9000	9250	9750	10000	10300	10600	10900
			74.2	19.6	34.1	223.8	69.3	168		30	lbs	19800	20400	21500	22000	22700	23400	24000
24.00R35	RTSR 400	17.00/3.5-35	2191	653	981.98	6564	67	-	209 B	50 KMPH	Kg	15500	16000	16500	17000	17500	18000	18500
			86.3	25.7	38.7	258.4	84.4			30 MPH	lbs	34200	35300	36400	37500	38600	39700	40800

BIAS EARTH MOVER

GALAXY LHD - 500 L-5

C+C CUT&CHIP RESISTANT COMPOUND

PRC PUNCTURE RESISTANT COMPOUND

LOAD HAUL DUMPER

WHEEL LOADER

Galaxy LHD - 500 has been specifically designed to operate in harsh conditions. The strong sidewalls provide stiffness and cut-resistance while operating in most challenging conditions. Open shoulder and non-directional tread offer excellent self-cleaning and all round traction on rough terrains.

Size	Rim	Tire Type	NSD	Unloaded Dimension		Loaded Static radius	RC	Load Index PR Sy mbols	Inflation Pressure	Recommended Load
				SW	OD					Speed (kmph/mph)
			mm	mm	mm	mm	mm		bar	10
			1/32nd	in	in	in	in		psi	6
17.5-25	14.00	TL	75.5	432	1379	633.7	4147	20	5.75	8250
			95.1	17	54.3	24.9	163.3		83	18188
20.5-25	17.00/2.0	TL	78	521	1548	712	4568	20	4.5	9500
	17.00		99.1	20.5	60.9	28	179.8		65	20940
23.5-25	19.50/2.5	TL	84.8	602	1643	739	4902	20	3.75	10900
	19.50		107.7	23.7	64.7	29.1	193		54	24030

GALAXY LHD-500 A L-5

C+C CUT&CHIP RESISTANT COMPOUND

PRC PUNCTURE RESISTANT COMPOUND

LOAD HAUL DUMPER

WHEEL LOADER

Galaxy LHD 500A has been specifically designed to operate in harsh conditions. The strong sidewalls provide stiffness and cut-resistance while operating in most challenging conditions. Open shoulder and non-directional tread offer excellent self-cleaning and all round traction on rough terrains.

Size	Rim	NSD	Unloaded Dimension		Loaded Static radius	RC	Load Index PR Symbols	Inflation Pressure	Recommended Load
			SW	OD					Speed (kmph/mph)
		mm	mm	mm	mm	mm		bar	10
		1/32nd	in	in	in	in		psi	6
26.5-25	22.00/3.0 22.00	95.5	658	1790	800	5280	26	4.5	15000
		120.3	25.9	70.4	31.5	207.9		65	33070
29.5-25	25.00/3.5	109.4	752	1923	852	5620	28	4.25	17000
		139.32	29.6	75.7	33.5	221.3		62	37480

GALAXY LHD - 500B

L-5 | SB STEEL BELTED | C+C CUT&CHIP RESISTANT COMPOUND | PRC PUNCTURE RESISTANT COMPOUND

WHEEL LOADER

Galaxy LHD 500B is engineered to thrive in the most difficult mining and quarry service. The sturdy sidewalls with additional rubber support offer stiffness and stability in most challenging conditions. Cut resistance compound make it suitable for high-abrasion conditions. Non Directional tread with open shoulder design provides excellent self-cleaning and traction on rough terrains.

Size	Rim	Type	NSD	Unloaded Dimension		Loaded Static radius	RC	Load Index PR Symbols	Inflation Pressure	Recommended Load Speed (kmph/mph) Wheel Loader
				SW	OD					
			mm	mm	mm	mm	mm		bar	10
			1/32nd	in	in	in	in		psi	6
35/65-33	28.00/3.5-33	TL	107.5	870	2070	507	3342	42	6.25	26500
			135.1	34.3	81.5	20	131.6	A2	91	58422

GALAXY SUPER TRAC

E-3/L-3 | SC STANDARD COMPOUND

BACKHOE

Super Trac is versatile premium design for all-purpose Industrial & Port applications. Tread design provides High ground contact for good traction on paved surfaces and mitigate the chances of lug chunking and tire damage. Robust nylon casing & reinforced high strength bead provides excellent stability. It has a special tread compound for extra long life even on abrasive surfaces. Its extra thick side wall limits flexing during operation, thus lesser heat is generation. This reduces the probability of sidewall damage and results in longer service life.

Size	Rim	Unloaded Dimension		Loaded Static radius	RC	Load Index PR Symbols	Inflation Pressure	Recommended Load Speed (kmph/mph)
		SW	OD					
		mm	mm	mm	mm		bar	50
		in	in	in	in		psi	31
14.00-25	13	375	1368	621	4095	20	4.75	4625
		14.8	53.9	24.4	161.2		69	10200

GALAXY SUPER GRIP

E-3/L-3 | SC STANDARD COMPOUND

WHEEL LOADER | DOZER | RIGID DUMP TRUCK | WATER SPRINKLER

Robust nylon casing with high number of actual plies provides excellent stability. It is a all purpose tire suitable for earthmoving applications. High ground contact area gives good traction on paved surfaces and continues lug patterns, which help to reduce the chances of lug chunking and tire damage resulting in high life of tire. High turn up around bead, which results in less flexing at the bead area, protect the bead & amp and minimizes the chances of bead failure. Provides large ground contact area, to ensure that the pressure on the ground is less, resulting in more life and uniform wear.

Size	Rim	Unloaded Dimension		Loaded Static Radius	RC	Load Index PR Symbols	Inflated Pressure	Recommend load, kg (lbs) Speed (kmph/mph) Off the road										
		SW	OD															
		mm	mm	mm	mm		bar	Static	5	10	15	20	25	30	35	40	45	50	55
		inch	inch	inch	inch		(psi)		3	6	9	12	16	19	22	25	28	31	34
18.00-25	13	498	1617	746	4829	40	7	-	-	-	10920	10730	10530	10340	10140	10040	9950	9750	9460
		19.6	63.7	29.4	190.1		102	-	-	-	24070	23660	23220	22800	22360	22130	21940	21500	20860

Size	Rim	Unloaded Dimension		Loaded Static Radius	RC	Load Index PR Symbols	Inflated Pressure	Recommend load, kg (lbs) Speed (kmph/mph)								
		SW	OD													
		mm	mm	mm	mm		bar	15	20	25	30	35	40	45	50	55
		inch	inch	inch	inch		(psi)	9	12	16	19	22	25	28	31	34
18.00-25 L-3	13	498	1617	726	4760	32	5.75	9800	9630	9450	9280	9100	9010	8930	8750	8490
		19.6	63.7	28.6	187.4	183B	83	21610	21230	20830	20460	20060	19860	19690	19290	18720

GALAXY EXR 300

E-3/L-3 HRC C+C

HEAT RESISTANT COMPOUND | CUT&CHIP RESISTANT COMPOUND

BACKHOE | GRADER | WHEEL LOADER | ARTICULATED DUMP TRUCK | DOZER

EXR-300 has a modern tread design similar to a radial tire, making it suitable for multiple machines (Loader, Dozer, and Articulated dump truck) and heavy-duty applications. The tire has a special lug design that combines high traction with excellent ground contact and stability. The heavy-duty tire is specially designed to combat the harsh environments present in construction and mining sites.

ARTICULATED DUMP TRUCK

Size	Rim	Unloaded Dimension SW	Unloaded Dimension OD	Loaded Static radius	RC	Load Index PR Symbols	Inflation Pressure	Recommended Load Speed (kmph/mph) Articulated Dump Truck
		mm in	mm in	mm in	mm in		bar psi	50 31
14.00-24	10	370 14.6	1360 53.5	630 24.8	4113 161.9	28	6.5 94	5600 12350
14.00-25	10	375 14.8	1368 53.9	614 24.2	3844 151.3	20	4.75 69	4625 10200
14.00-25	10	370 14.6	1360 53.5	619 24.4	4079 160.6	28	6.5 94	5600 12350
17.5-25	14/1.5	445 17.5	1348 53.1	601 23.7	3925 154.5	16	3 44	4250 9370
17.5-25	14.00/1.5 14.00	445 17.5	1348 53.1	606 23.9	4061 159.9	20	4 58	5000 11020
17.5-25	14.00/1.5 14.00	445 17.5	1348 53.1	614 24.2	4082 160.7	24	4.75 69	5600 12350
20.5-25	17.00/2.0 17.00	521 20.5	1493 58.8	663 26.1	4390 172.8	16	2.75 40	5450 12020
20.5-25	17.00/2.0	521 20.5	1493 58.8	659 25.9	4304 169.4	20	3.25 47	6000 13228
23.5-25	19.50/2.5 19.50	597 23.5	1617 63.7	712 28	4652 183.1	20	3 44	7300 16090
23.5-25	19.50/2.5 19.50	597 23.5	1617 63.7	717 28.2	4843 190.7	28	4 58	8250 18190
26.5-25	22.00/3 22.00	673 26.5	1740 68.5	771 30.4	5217 205.4	28	3 44	9250 20390
26.5-25	22.00/3 22.00	673 26.5	1750 68.9	776 30.6	5235 206.1	44	5.75 83	13200 29101
29.5-25	25/3.5	749 29.5	1874 73.8	806 31.7	5425 213.6	28	3.25 47	11500 25350

TRACTOR LOADER BACKHOE

Size	Rim	Unloaded Dimension SW	Unloaded Dimension OD	Loaded Static radius	RC	Load Index PR Symbols	Inflation Pressure	Recommended Load Speed (kmph/mph) Loader
		mm in	mm in	mm in	mm in		bar psi	10 6
14.00-24	10	370 14.6	1360 53.5	630 24.8	4113 161.9	28	9.25 134	10000 22050
14.00-25	10	375 14.8	1368 53.9	614 24.2	3844 151.3	20	7 102	8500 18740
14.00-25	10	370 14.6	1360 53.5	619 24.4	4079 160.6	28	9.25 134	10000 22050
15.5-25	12.0/1.3 12TU 12.00 12.00LR	394 15.5	1278 50.3	589 23.1	3597 141.6	12	2.5 36	3250 7170
20.5-25	17.00/2.0 17.00	521 20.5	1493 58.8	631 24.8	4123 162.3	24	5.25 76	10300 22710
23.5-25	19.50/2.5 19.50	597 23.5	1617 63.7	712 28	4652 183.1	20	3.75 54	10900 24030

Size	Rim	Unloaded Dimension		Loaded Static radius	RC	Load Index PR Symbols	Inflation Pressure	Recommended Load Speed (kmph/mph)
		SW	OD					Loader
		mm	mm	mm	mm		bar	10
		in	in	in	in		psi	6
23.5-25	19.50/2.5 19.50	597	1617	717	4843	28	5.5	13600
		23.5	63.7	28.2	190.7		80	29980
26.5-25	22.00/3.0 22.00	673	1740	771	5217	28	4.75	15500
		26.5	67.3	30.4	205.4		69	34170
29.5-25	25/3.5 25.00	749	1874	806	5425	28	4.25	17500
		29.5	73.8	31.7	213.6		62	38580

Size	Rim	NSD	Unloaded Dimension		Loaded Static radius	RC	Load Index PR Symbols	Inflation Pressure	Load capacity
			SW	OD					Speed (kmph/mph)
		1/32nd	mm	mm	mm	mm		bar	50
			in	in	in	in		psi	31
17.5-25	14	36	445	1348	601	3925	16	4	6700
		45.72	17.5	53.1	23.7	154.5		58	14770
17.5-25	14.00/1.5	27	445	1348	606	4061	20	5.75	8250
	14.00	34.29	17.5	53.1	23.9	159.9		83	18190
17.5-25	14.00/1.5	27	445	1348	614	4082	24	7.24	9250
	14.00		17.5	53.1	24.2	160.7		105	20390

Size	Rim		Unloaded Dimension		Loaded Static Radius	RC	Load Index PR Symbols	Inflated Pressure	Recommended Load, Kg (lbs.)							
									Speed (kmph/mph)							
									Mobile Crane							
			SW	OD												
			mm	mm	mm	mm		bar	Static	creep	4	10	12	15	25	30
			inch	inch	inch	inch		(psi)			2	6	7	9	16	19
26.5-25	22.00/3.00	22.00	673	1750	776	5235	44PR	7.5	32960	26780	23690	20600	19160	18130	17510	15450
			26.5	68.9	30.6	206.1		109	72664	59040	52227	45415	42241	39970	38603	34061

GALAXY GIRAFFE TREAD B L-2/G-2/E-2

The Galaxy Giraffe is engineered with reinforced sidewalls and beads for enhanced lateral stability to provide the solid footprint that telescopic handlers, loaders and rough terrain forklifts require. In addition, the Giraffe is engineered with rim shield protector to guard the wheel from being damaged.

GRADER/LOADER

Size	Rim	Unloaded Dimension		Loaded Static radius	RC	Load Index PR Symbols	Inflation Pressure	Recommend load, kg (lbs)	
								Speed (kmph/mph)	
		SW	OD					Grader Application	Loader/Dozer Application
		mm	mm	mm	mm		bar	40	10
		in	in	in	in		psi	25	6
14.00-24	8TG	362	1348	600	3912	12	2.5	3075	-
		14.3	53.1	23.6	154		36	6780	-
							4.25	-	6300
							62	-	13890

ARTICULATED DUMP TRUCK

Size	Rim	Unloaded Dimension		Loaded Static radius	RC	Load Index PR Symbols	Inflation Pressure	Recommended Load
								Speed (kmph/mph)
		SW	OD					Articulated Dump Trucks
		mm	mm	mm	mm		bar	40
		in	in	in	in		psi	25
17.5-25	14	445	1348	606	4147	16	3	4250
		17.5	53.1	23.9	163.3		44	9370

GRADERS

Size	Rim	Unloaded Dimension		Loaded Static Radius	RC	Load Index PR Symbols	Inflated Pres-sure	Recommended Load, Kg (lbs.)							
								Speed (kmph/mph)							
								Graders							
		SW	OD												
		mm	mm	mm	mm		bar	Static	10	20	30	40	50	60	65
		inch	inch	inch	inch		(psi)		6	12	19	25	31	37	40
17.5-25	14	445	1348	606	4147	16	2.75	3350	3350	3350	3350	3350	3050	2745	2445
		17.5	53.1	23.9	163.3		40	7390	7390	7390	7390	7390	6720	6050	5390

WHEEL LOADER

Size	Rim	Unloaded Dimension		Load-ed Static Radius	RC	Load Index PR Symbols	Inflated Pres-sure	Recommended Load, Kg (lbs.)							
								Speed (kmph/mph)							
								Wheel Loader							
		SW	OD												
		mm	mm	mm	mm		bar	Static	Creep	10	20	30	40	50	65
		inch	inch	inch	inch		(psi)			6	12	19	25	31	40
17.5-25	14	445	1348	606	4147	16	4.75	11680	9490	7300	6130	5620	5110	4600	2445
		17.5	53.1	23.9	163.3		69	25750	20920	16090	13510	12390	11270	10140	5390

GALAXY GIRAFFE XLW G-2/L-2

The Galaxy Giraffe XLW features an all new, multi-purpose design making it the ideal tire for graders. The Giraffe XLW is engineered using a neutral casing design which minimizes stress on the tire and thereby increases reliability and tire life. The wide, flat tread design provides exceptional stability. The Giraffe XLW's solid center tread blocks deliver excellent wear and ride comfort characteristics while its aggressive, open shoulder lugs provide excellent off-road traction.

ARTICULATED DUMP TRUCKS

Size	PR	Type	Rim	SW	OD	RC	Loaded Static radius	Inflation Pressure	Speed	Recommended Load
				mm in	mm in	mm in	mm in	bar psi	kmph mph	kg lbs
14.00-24	14	TL	9	373 14.7	1339 52.7	3860 152	597 23.5	5.03 73	8 5	6895 15201
15.5-25	12	TL	12	407 16	1270 50	3640 143.3	566 22.3	4 58	40 25	2650 5842

GRADER/LOADER

Size	Rim	Unloaded Dimension		Loaded Static radius	RC	Load Index PR Symbols	Inflation Pressure	Recommended Load	
								Speed (kmph/mph)	
		SW	OD					Grader	Loader
		mm	mm	mm	mm		bar	40	10
		in	in	in	in		psi	25	6
13.00-24	8TG	338 13.3	1278 50.3	569 22.4	3718 146.4	14	3.5 51 5.5 80	2994 6601 - -	- - 6305 13900

Size	Rim	Unloaded Dimension		Loaded Static radius	RC	Load Index PR Symbols	Inflation Pressure	Recommended Load
								Speed (kmph/mph)
		SW	OD					
		mm	mm	mm	mm		bar	10
		in	in	in	in		psi	6
20.5-25	17	521 20.5	1493 58.8	644 25.4	4346 171.1	16	3.5 51	8250 18190

GRADERS

Size	Rim	Unloaded Dimension		Load-ed Static Radius	RC	Load Index PR Symbols	Inflated Pres-sure	Recommend load, kg (lbs)							
								Speed (kmph/mph)							
								Graders							
		SW	OD												
		mm	mm	mm	mm		bar	Static	10	20	30	40	50	60	65
		inch	inch	inch	inch		(psi)		6	12	19	25	31	37	40
14.00-24	8	373	1338	569	4055	16	3.5	3650	3650	3650	3650	3650	3320	2995	2665
		14.7	52.7	22.4	159.6		51	8050	8050	8050	8050	8050	7320	6600	5880
15.5-25	15.5-25	407	1270	565	3640	12	2.5	2650	2650	2650	2650	2650	2410	2175	1935
		16	50	22.2	143.3		36	5842	5842	5842	5842	5842	5313	4795	4266

WHEEL LOADER

Size	Rim	Unloaded Dimension		Loaded Static Radius	RC	Load Index PR Symbols	Inflated Pressure	Recommend load, kg (lbs)							
								Speed (kmph/mph)							
								Wheel Loader							
		SW	OD												
		mm	mm	mm	mm		bar	Static	Creep	5	10	15	20	25	30
		inch	inch	inch	inch		(psi)			3	6	9	12	16	19
14.00-24	8	373	1338	569	4055	16	5.5	11680	9490	8320	7300	6350	6130	5840	5620
		14.7	52.7	22.4	159.6		80	25750	20920	18340	16090	14000	13510	12880	12390

GALAXY MULTI-PURPOSE CONSTRUCTION (MPC)

G-2/L-2

C+C CUT&CHIP RESISTANT COMPOUND

HRC HEAT RESISTANT COMPOUND

GRADER WHEEL LOADER TELEHANDLER

The Galaxy MPC G-2/L-2 is a first of its kind economical tire developed for Grader-Loader application. The design provides optimal traction and heat and cut resistance for all types of grader-loader applications. The design feature also enables the tire to have excellent self cleaning characteristics and long life.

GRADERS/LOADERS

Size	Rim	Unloaded Dimension		Loaded Static radius	RC	Load Index PR Symbols	Inflation Pressure	Recommend load, kg (lbs)	
								Speed (kmph/mph)	
		SW	OD					Telehander Application	Gradder / Loader Application
		mm	mm	mm	mm		bar	10	40
		in	in	in	in		psi	6	25
15.5-25	12	390	1278	584	3763	12	2.5	-	2650
		15.4	50.3	23	148.1		36	-	5840
							4	5600	-
							58	12350	-
17.5-25	14	440	1347	597	3940	16	2.75	-	3350
		17.3	53	23.5	155.1		40	-	7390
							4.75	7300	-
							69	16090	-

GRADERS

Size	Rim	Unloaded Dimension		Loaded Static radius	RC	Load Index PR Symbols	Inflation Pressure	Recommended Load
		SW	OD					Speed (kmph/mph) Grader Application
		mm	mm	mm	mm		bar	40
		in	in	in	in		psi	25
13.00-24TG	8.00TG	327	1265	565	3685	12	3	2725
		12.9	49.8	22.2	145.1		44	6010
14.00-24	8.00TG	366	1338	619	3907	12	2.5	3075
		14.4	52.6	24.4	153.8		36	6780
14.00-24 TG	10.00VA	382	1348	616	4016	16	3.5	3650
		15	53	24.3	158.1		51	8050
20.5-25	17.00/2.5	518	1493	674	4445	16	2.28	4000
		20.4	58.8	26.5	175		33	8820
23.5-25	19.5/2.5	1617	597	4695	724	16	2	4750
		63.7	23.5	184	28.5		29	10472

WHEEL LOADER

Size	Rim	Unloaded Dimension		Loaded Static radius	RC	Load Index PR Symbols	Inflation Pressure	Recommended Load Speed (kmph/mph) Loader Application
		SW	OD					
		mm	mm	mm	mm		bar	10
		in	in	in	in		psi	6
13.00-24TG	8.00TG	327	1265	565	3685	12	4.5	5600
		12.9	49.8	22.2	145.1		65	12350
14.00-24	8.00TG	362	1348	619	3907	12	4.25	10080
		14.3	53.1	24.4	153.8		62	22220
20.5-25	17.00/2.5	518	1493	674	4445	16	3.52	8250
		20.4	58.8	26.5	175		51	18190

ARTICULATED DUMP TRUCK

Size	Rim	Unloaded Dimension		Loaded Static Radius	RC	Load Index PR Symbols	Inflated Pressure	Recommend load, kg (lbs) Speed (kmph/mph)			
								Telehandler/Loader		Grader	
		SW	OD								
		mm	mm	mm	mm		bar	10		bar	40
		inch	inch	inch	inch		(psi)	6		psi	25
13.00-24	8.00TG	327	1265	577	3715	12	4.5	5600		3	2725
		12.9	49.8	22.7	146.3		65	12346		44	6008
14.00-24	14.00	374	1338	590	3907	12	4.25	6300		2.5	3075
		4.25	6300	2.5	3075		62	13889		36	6779
14.00-24TG	9.00GR	374	1338	619	4016	16	14.7	52.7		24.4	158.1
		14.7	52.7	24.4	158.1		80	16094		51	8047

GALAXY ROCK MINE LUG

E-3

PRC
PUNCTURE RESISTANT COMPOUND

TIPPER

The Rock Mine Lug is specially designed for heavy duty mining applications like Tippers that's used to transport material from one place to another effectively. Tire's optimized tread compound ensures no cuts and punctures. To withstand heavy load, it is crafted with Robust nylon casing and also ensures superior re-tread ability. Tread design with better land to sea ratio to maintain excellent traction on uneven and well as perfect surfaces.

TIPPER

Size	Rim	Unloaded Dimension		Loaded Static radius	RC	Load Index PR Symbols	Inflation Pressure	Recommended Load Speed (kmph/mph) Tipper
		SW	OD					
		mm	mm	mm	mm		bar	15
		in	in	in	in		psi	9
9.00-20 NHS	7	269	1059	462	3029	14	7.03	6150
		10.6	41.7	18.2	119.3		102	13560

Size	Rim	Unloaded Dimension		Loaded Static radius	RC	Load Index PR Symbols	Inflation Pressure	Recommended Load Speed (kmph/mph) Tipper
		SW	OD					
		mm	mm	mm	mm		bar	10
		in	in	in	in		psi	6
9.00-20 NHS	7	277	1049	474	3139	16	8.6	4760
		10.9	41.3	18.7	123.6		125	10490

Size	Rim	Unloaded Dimension		Loaded Static radius	RC	Load Index PR Symbols	Inflation Pressure	Recommended Load Speed (kmph/mph) Tipper
		SW	OD					
		mm	mm	mm	mm		bar	90
		in	in	in	in		psi	56
10.00-20NHS	7.5	278	1085	508	3232	18	8.27	3075
		10.9	42.7	20	127.2	147G	120	6780

GALAXY THE GIANT HIPPO

E-2/L-2+2

WHEEL LOADER | SUGAR CANE HARVESTER

Galaxy The Giant Hippo is designed with special features that make it one of a kind in the industry. These include mud breakers designed to eject mud and debris from the tread area. Rim shield, sidewall protectors, and a buttress shoulder are additional features. The buttress shoulder significantly enhances the tire's pulling power by up to 21%. This tire has gained the respect of several Original Equipment Manufacturers in the Sugar cane harvester segment.

LOADER/GRADER

Size	PR	Type	RIM	SW	OD	RC	Loaded Static Radius	Recommended Load	Inflation Pressure	Speed
				mm in	mm in	mm in	mm in	kg lbs	bar psi	kmph mph
23.1-26	16	TL	20	599 23.6	1646 64.8	4892 192.6	734 28.9	9752 21499	2.4 35	8 5

SUGARCANE HARVESTER

Size	Rim	Unloaded Dimension		Loaded Static radius	RC	Load Index PR Symbols	Inflation Pressure	Recommend load, kg (lbs) Speed (kmph/mph)	
		SW	OD					Sugarcane Harvester	Transport
		mm	mm	mm	mm		bar	10	50
		in	in	in	in		psi	6	31
23.5-25	19.5	564 22.2	1607 63.3	701 27.6	4693 184.8	20	3 44	- -	7300 16090
							3.7 54	10900 24030	- -

WHEEL LOADER

Size	Rim	Unloaded Dimension		Loaded Static radius	RC	Load Index PR Symbols	Inflation Pressure	Recommend load, kg (lbs) Speed (kmph/mph) Wheel Loader Application
		SW	OD					
		mm	mm	mm	mm		bar	10
		in	in	in	in		psi	6
20.5-25	17	520 20.5	1492 58.7	654 25.7	4402 173.3	20	4.5 65	9500 20940
26.5-25	22	645 25.4	1653 65.1	737 29	4863 191.5	20	3.5 51	11800 26020

GALAXY ROCK MAX

E-4 & L-4

SC SPECIAL COMPOUND

ARTICULATED DUMP TRUCK | TIPPER | RIGID DUMP TRUCK | WATER SPRINKLER

Rock Max is specially crafted design with E4 (Higher Tread Depth) for heavy duty mining applications like Tippers. Tire's optimized tread compound and higher tread depth ensures higher life without any cuts and punctures. Higher centre mass in design to maintain better contact area as well as excellent traction on uneven and well as perfect surfaces. Robust nylon casing makes it best product to carry happy loads with higher stability in operation.

TIPPER(E4)

Size	Rim	Unloaded Dimension		Loaded Static radius	RC	Load Index PR Symbols	Inflation Pressure	Load capacity Speed (kmph/mph) Tipper Application
		SW	OD					
		mm	mm	mm	mm		bar	90
		in	in	in	in		psi	56
10.00-20	7.5	280 11	1090 42.9	520 20.5	3350 131.9	18 144G	7.6 110	2800 6170
12.00-24	8.5	312 12.3	1266 49.8	602 23.7	3883 152.9	20 155F	7.9 115	3875 8540

WHEEL LOADER(L4)

Size	Rim	Unloaded Dimension		Loaded Static radius	RC	Load Index PR Symbols	Inflation Pressure	Load capacity Speed (kmph/mph) Tipper Application
		SW	OD					
		mm	mm	mm	mm		bar	10
		in	in	in	in		psi	6
14.00-25	10	385	1415	650	4300	28	9.25	10000
		15.2	55.7	25.6	169.3	188A2	134	22050

Size	Rim	Unloaded Dimension		Loaded Static radius	RC	Load Index PR Symbols	Inflation Pressure	Load capacity Speed (kmph/mph) Mining Application
		SW	OD					
		mm	mm	mm	mm		bar	50
		in	in	in	in		psi	31
18.00-25	13	500	1670	775	4985	32	5.75	8750
		19.7	65.7	30.5	196.3		83	19290
18.00-25	13	500	1670	727	4915	40	7	9750
		19.7	65.7	28.6	193.5		102	21500

RIGID DUMP TRUCK (E4)

Size	Rim	Unloaded Dimension		Loaded Static radius	RC	Load Index PR Symbols	Inflation Pressure	Load capacity Speed (kmph/mph) Rigid Dump Trucks Application
		SW	OD					
		mm	mm	mm	mm		bar	50
		in	in	in	in		psi	31
14.00-25	10	385	1415	660	4295	36	8.5	6500
		15.2	55.7	26	169.1		123	14330
18.00-33	13.00/2.5	500	1870	862	5535	40	7	11500
		19.6	73.6	33.9	217.9		102	25350

Size	Rim	Unloaded Dimension		Load-ed Static Radius	RC	Load Index PR Symbols	Inflation Pressure	Recommend load, kg (lbs) Speed (kmph/mph) Rigid Dump Trucks								
		SW	OD													
		mm	mm	mm	mm		bar	20	25	30	35	40	45	50	55	15
		inch	inch	inch	inch		(psi)	12	16	19	22	25	28	31	34	9
24.00-35	17.00-3.5	666	2186	1005	6470	48	6.5	20350	19978	19606	19245	19053	18872	18500	17945	20721
	17.00	26.2	86.1	39.6	254.7		94	44860	44040	43220	42430	42010	41610	40790	39560	45680

ARTICULATED DUMP TRUCKS

Size	Rim	Unloaded Dimension		Loaded Static radius	RC	NSD (mm/(1/32 inch))	PR / Star Rating	Load Index PR Sy mbols	Inflation Pressure	Recommended Load Speed (kmph/mph)
		SW	OD							
		mm	mm	mm	mm				bar	10
		in	in	in	in				psi	6
14.00-25	10	385	1415	650	4300	47 / (59.2)	28	188A2	9.25	10000
		15.2	55.7	25.6	169.3			134		6210

GALAXY SUPER INDUSTRIAL RIB F-3

BACKHOE ARTICULATED DUMP TRUCK

Galaxy Super Industrial Rib tires are designed for the front wheels of two-wheel drive backhoes, with a unique F-3 version that minimizes soil disturbance and grass cutting, making them ideal for golf courses and cemeteries. Additionally, these tires are used in Pick n Carry cranes, featuring a tough nylon casing for long life and stability. The special Zig-Zag rib tread design is perfect for all industrial and construction uses, while the reinforced bead enhances load-carrying capacity and reduces bead failure. The special compound ensures superior performance under heavy loads and dynamic flexing.

Size	Rim	Unloaded Dimension		Loaded Static radius	RC	Load Index PR Symbols	Inflation Pressure	Recommended Load Speed (kmph/mph) Backhoe
		SW	OD					
		mm	mm	mm	mm		bar	100
		in	in	in	in		psi	62
11.00-20NHS	8.5	303	1103	513	3355	16	7.95	3256
		11.9	43.4	20.2	132.1	149J/145J	115	7180

GALAXY S-300 E-3/L-3/G-3

WHEEL LOADER DOZER ARTICULATED DUMP TRUCK

S-300 is an addition to Galaxy's range of construction and mining tires. It is designed keeping in mind the versatility of the terrains on which these machines ply ranging from soft muddy soil to gravelly rocky terrain. The advanced S pattern promises exceptional traction, excellent stability and durability which ensures maximum productivity.

ARTICULATED DUMP TRUCKS

Size	Rim	Unloaded Dimension		Loaded Static radius	RC	Load Index PR Symbols	Inflation Pressure	Recommended Load Speed (kmph/mph) Articulated Dump Trucks
		SW	OD					
		mm in	mm in	mm in	mm in		bar psi	50 31
14.00-24	10	375	1348	616	4059	24	5.75	5150
		14.8	53.1	24.3	159.8		83	11350
17.5-25	14	445	1348	621	4030	16	3	4250
		17.5	53.1	24.4	158.7		44	9370
17.5-25	14.00	445	1348	612	4030	20	4	5000
	14.00TU	17.5	53.1	24.1	158.7		58	11020
20.5-25	17.00/2.0	521	1493	658	4347	16	2.75	5450
	17.0017.00AL	20.5	58.8	25.9	171.1		40	12020
20.5-25	17.00/2.0	521	1493	653	4329	20	3.25	6000
	17.00	20.5	58.8	25.7	170.4		47	13230
20.5-25	17.00/2.0	521	1493	672	4329	24	4	6700
	17.00	20.5	58.8	26.5	170.4		58	14770
23.5-25	19.50/2.5	623	1634	728	4784	20	3	7300
	19.50	24.5	64.3	28.7	188.3		44	16090
23.5-25	19.50/2.5	623	1634	731	4839	24	3.5	8000
	19.50	24.5	64.3	28.8	190.5		51	17640

Size	Rim	Unloaded Dimension		Loaded Static radius	RC	Load Index PR Symbols	Inflation Pressure	Recommended Load Speed (kmph/mph) Articulated Dump Trucks
		SW	OD					
		mm in	mm in	mm in	mm in		bar psi	50 31
26.5-25	22.00/3.0	673	1740	767	5226	28	3.5	10000
	22.00	26.5	68.5	30.2	205.7		51	22050
26.5-25	22.00/3.0	673	1740	768	5173	32	4.25	11200
	22.00	26.5	68.5	30.2	203.7		62	24690

Size	Rim	Tire Type	NSD	Unloaded Dimension		Loaded Static radius	RC	Load Index PR Symbols	Inflation Pressure	Load capacity Speed (kmph/mph)
				SW	OD					
			mm 1/32nd	mm in	mm in	mm in	mm in		bar psi	50 31
14.00-25	10	TT	25	375	1368	616	4053	20	4.75	4625
			31.75	14.8	53.9	24.3	159.6		69	10200
15.5-25	12.0/1.3 12.00 12.00LR 13.00LR	TL	27	394	1278	579	3758	12	2.5	3250
			34.29	15.5	50.3	22.8	148		36	7170
29.5-25	25.00/3.5 25.00	TL	44	749	1874	828	5589	32	3.75	12500
			55.88	29.5	73.8	32.6	220		54	27560

GRADERS

Size	Rim	Unloaded Dimension		Loaded Static radius	RC	Load Index PR Symbols	Inflation Pressure	Recommended Load Speed (kmph/mph)
		SW	OD					
		mm in	mm in	mm in	mm in		bar psi	40 25
13.00-24	8.00TG	350	1295	604	3550	16	4	3240
		13.8	51	23.8	139.8		58	7140
14.00-24	10.00VA	375	1348	610	3979	16	3.5	3650
		14.8	53.1	24	156.7		51	8050

GALAXY LHD 510 SDS SOLID

C+C
CUT&CHIP RESISTANT COMPOUND

WHEEL LOADER

The Tread pattern of LHD 510 SDS is designed with a deep groove on the shoulder to provide superior traction on all kind of surfaces. The compound formulation used in the construction of LHD 510 enhances its resistance toward chipping and chunking and minimize heat buildup to maximize tire life. Sidewall aperture improves the driver's comfort on hard and uneven surfaces.

Size	Rim			Wheel Loader LOAD CAPACITY (kg)
		SW	OD	LOADER
		mm in	mm in	10 kmph 6 mph
20.5-25	17	1494	528	13740
		58.8	20.8	30283
23.5-25	19.5	1626	597	17100
		64	23.5	37688
26.5-25	22	1747	691	21000
		68.8	27.2	46284
29.5-25	25	1859	760	25900
		73.2	29.9	57084

PRIMEX G3000 G-2/L-2

C+C
CUT&CHIP RESISTANT COMPOUND

GRADER TELEHANDLER

The Primex G3000 is specifically designed to meet the requirements that bias earthmover tires demand. The G3000 aggressive open shoulder lugs deliver exceptional traction in off-road applications.

WHEEL LOADER/ GRADER

Size	Rim	Unloaded Dimension SW	Unloaded Dimension OD	Loaded Static radius	Rolling Circumference	Load Index PR Symbols	Inflation Pressure	Recommended Load Speed Wheel Loader Application	Inflation Pressure	Recommended Load Speed (kmph/mph) Grader Application
		mm in	mm in	mm in	mm in		bar psi	10 6	bar psi	40 25
13.00-24 TG	8.00TG 8.00	333 13.1	1278 50.3	581 22.9	3779 148.8	12	4.5 65	5600 12350	3 44	2725 6010
13.00-24TG	10.00VA 8.00TG	355 14	1273 50.1	573 22.6	3690 145.3	16	6 87	6485 14300	3.7 54	3245 7150
14.00-24TG	8.00TG 8	388 15.2	1320 51.9	593 23.3	3819 150.4	12	4.25 62	6300 13890	2.5 36	3075 6780
14.00-24 TG	10.00VA 8.00TG	382 15	1335 52.6	598 23.5	3945 155.3	16	5.5 80	7300 16090	3.5 51	3650 8050

PRIMEX G3000 HD G-2/L-2

GRADER TELEHANDLER WHEEL LOADER

The Primex G3000 HD is specifically designed to meet the requirements that telehandler's and earth-moving machine's demand. Engineered with a re-inforced carcass, the G3000 HD provides improved stability that these machines require. The G3000 HD's aggressive open shoulder lugs deliver exceptional traction in off-road applications.

GRADER/LOADER

Size	Rim	Unloaded Dimension SW	Unloaded Dimension OD	Loaded Static radius	Rolling Circumference	Load Index PR Symbols	Inflation Pressure	Recommended Load Speed (kmph/mph) Grader	Recommended Load Speed (kmph/mph) Loader
		mm in	mm in	mm in	mm in		bar psi	40 25	10 6
13.00-24	8	333 13.1	1278 50.3	579 22.8	3795 149.4	16	3.7 54	3245 7150	- -
							6 87	- -	6485 14300

GRADER

Size	Rim	Unloaded Dimension SW	Unloaded Dimension OD	Loaded Static radius	Rolling Circumference	Load Index PR Symbols	Inflation Pressure	Recommended Load Speed (kmph/mph) Grader
		mm in	mm in	mm in	mm in		bar psi	40 25
14.00-24TG	10.00VA 8.00	382 15	1335 52.6	573 22.6	3583 141.1	16	3.5 51	3650 8050

PRIMEX ROCK MINE LUG PLUS

E-3 SC SPECIAL COMPOUND PRC PUNCTURE RESISTANT COMPOUND C+C CUT&CHIP RESISTANT COMPOUND

TIPPER

The Primex Rock Mine Lug Plus is a specially designed tire for heavy duty mining applications. Its optimized tread compound reduces cuts and punctures. Robust nylon casing ensures superior re-tread ability. Its specially designed tread pattern provides excellent traction under taxing conditions.

Size	Rim	NSD	Unloaded Dimension		Loaded Static radius	Rolling Circumference	Load Index PR Symbols	Inflation Pressure	Load capacity Speed (kmph/mph)	
			SW	OD					90	
		mm 1/32ND	mm in	mm in	mm in	mm in		bar psi	56	
10.00-20	7.5	22	280	1085	511	3270	18	8.25	3075	
	L7.5						147G			
	8.0	27.8	11	42.7	20.1	128.7		120	6780	
11.00-20	8.5	24	300	1120	527	3353	18	8.4	3450	
	8.0	30.24	11.8	44.1	20.7	132	151F	122	7610	

Size	Rim	NSD	Unloaded Dimension		Loaded Static radius	Rolling Circumference	Load Index PR Symbols	Inflation Pressure	Load capacity Speed (kmph/mph)
			SW	OD					80
		mm 1/32ND	mm in	mm in	mm in	mm in		bar psi	50
12.00-20NHS	8.50	24	320	1155	532	3525	20	8.6	3875
		30.24	12.6	45.5	20.9	138.8	155B	125	8540

Size	Rim	Unloaded Dimension		Loaded Static radius	Rolling Circumference	Load Index PR Symbols	Inflation Pressure	Recommended Load Speed (kmph/mph) Tipper
		SW	OD					
		mm in	mm in	mm in	mm in		bar psi	80 kmph
12.00-24	8.5	310	1246	581	3756	20	8.6	4500
		12.2	49.1	22.9	147.9	160F	125	9920

PRIMEX GEOMASTER

SC SPECIAL COMPOUND C+C CUT&CHIP RESISTANT COMPOUND

SEISMIC VEHICLES

The Primex Geomaster is specifically designed for the exploration and geophysics industries. The large footprint gives this tire superior flotation and minimizes ground disturbance and soil compaction.

Size	Rim	Unloaded Dimension		Loaded Static radius	Rolling Circumference	Load Index PR Symbols	Inflation Pressure	Recommended Load Speed (kmph/mph) Seismic Vehicles	
		SW	OD						
		mm in	mm in	mm in	mm in		bar psi	15 kmph	50 kmph
66X44.00-25 NHS	36HF	1100	1722	752	4845	6	1.03	4500	3450
		43.3	67.8	29.6	190.7	151B/160A3	15	9920	7610
66X44.00-25	36HF	1100	1722	752	4845	20	3.4	9250	7100
		43.3	67.8	29.6	190.7	176B/185A3	49	20390	15650
66X44.00-25	36HF	1100	1722	752	4845	26	4.5	10900	8250
		43.3	67.8	29.6	190.7	181B/191A3	65	24030	18190

PRIMEX ROCK MINE RIB PLUS

TIPPER

The Primex Rock Mine Rib Plus is a specially designed tire for heavy duty mining applications. Its optimized tread compound reduces cuts and punctures. Robust nylon casing ensures higher strength for better load carrying capacity. Its specially designed wide central rib enhance grip on wet and dry off road condition.

Size	Rim	Type	NSD	Unloaded Dimension		Loaded Static radius	RC	Load Index	Inflation Pressure	Load capacity
										Speed
			mm	SW	OD	mm	mm	PR	bar	90
			32/ND	mm inch	mm inch	inch	inch	Symbols	psi	56
11.00-20	8.5	TT	23	300	1120	531	3432	18	8.4	3450
	8			11.8	44.1	20.9	135.1	151F	122	7610

PORT

GALAXY SUPER TRAC IND-3

SC SPECIAL COMPOUND | HRC HEAT RESISTANT COMPOUND | WRC WEAR RESISTANT COMPOUND

HEAVY DUTY FORKLIFT | RUBBER TIRE GANTRY

Galaxy Super Trac is a premium all purpose tire for mining, industrial & port applications. Robust nylon casing & reinforced high strength bead provide excellent stability. Special tread compound provides extra long life even on abrasive surfaces. The tire has high ground contact area for good traction on paved surfaces. Continuous lug pattern helps to mitigate the chances of lug chunking and tire damage. The Super Trac has high lateral stability, enabling it to carry heavy load on concrete/hard surfaces. Extra thick side wall limits flexing during operation, thus lesser heat is generated. This reduces the probability of sidewall damage and results in longer service life of the tire.

Size	Rim	Unloaded Dimension		Loaded Static radius	RC	PR	Inflation Pressure	Recommend load, kg (lbs)													
								Speed (kmph/mph)													
								Load Wheel							Steer Wheel						
		SW	OD	mm	mm		bar	Static	Creep	5	10	15	20	25	Static	Creep	5	10	15	20	25
		mm	mm	in	in		psi			3	6	9	12	16			3	6	9	12	16
14.00-24	10	375	1368	605	4089	28	10	18540	16480	14940	13910	13390	13080	12880	14830	13180	11950	11130	10710	10460	10300
		14.8	53.9	23.8	161		145	40870	36330	32940	30670	29520	28840	28400	32700	29060	26350	24540	23610	23060	22710
16.00-25	11.25/2.0	432	1493	686	4460	28	9	20700	18400	16680	15530	14950	14610	14380	16560	14720	13340	12420	11960	11690	11500
		17	58.8	27	175.6		131	45640	40570	36770	34240	32960	32210	31700	36510	32450	29410	27380	26370	25770	25350

GALAXY HM 300E IND-3

HRC HEAT RESISTANT COMPOUND

HEAVY DUTY FORKLIFT | EMPTY CONTAINER HANDLER

Galaxy HM 300E is an advanced tire for port applications engineered with a deep tread for long wear and premium performance. The strong casing and high actual number of plies provide lateral stability and give HM 300E heavy load capacity. The special tread compound and insulation between plies resist heat build-up, extending the life of the tire and providing excellent service on hard surfaces.

Size	Rim	Unloaded Dimension		Loaded Static radius	RC	PR	Inflation Pressure	Recommend load, kg (lbs)													
								Speed (kmph/mph)													
								Load Wheel							Steer Wheel						
		SW	OD	mm	mm		bar	Static	Creep	5	10	15	20	25	Static	Creep	5	10	15	20	25
		mm	mm	in	in		psi			3	6	9	12	16			3	6	9	12	16
14.00-24NHS	10.00/1.5	375	1368	619	4135	28	10	18000	16000	14500	13500	13000	12700	12500	14400	12800	11600	10800	10400	10160	10000
	10.00 10.00VA	14.8	53.9	24.4	162.8		145	39680	35270	31970	29760	28660	28000	27560	31750	28220	25570	23810	22930	22400	22050

GALAXY PORT MAX IND-4

SC SPECIAL COMPOUND | HRC HEAT RESISTANT COMPOUND | WRC WEAR RESISTANT COMPOUND

EMPTY CONTAINER HANDLER | HEAVY DUTY FORKLIFT

Galaxy Port Max is designed with deep tread depth and high land to void ratio ensuring lower wear, larger footprint and long tire life. Its robust construction increases its load carrying capacity with durability and stability in high stress conditions. Its reinforced bead bundle eliminates bead failure caused due to flexing.

Size	Rim	Unloaded Dimension		Loaded Static radius	RC	PR	Inflation Pressure	Recommend load, kg (lbs)													
								Speed (kmph/mph)													
								Load Wheel							Steer Wheel						
		SW	OD	mm	mm		bar	Static	Creep	5	10	15	20	25	Static	Creep	5	10	15	20	25
		mm	mm	in	in		psi			3	6	9	12	16			3	6	9	12	16
12.00-24 NHS	8.50	315	1275	586	3883	20	10	12420	11040	10010	9320	8970	8760	8630	9940	8830	8010	7460	7180	7010	6900
		12.4	50.2	23.1	152.9	A2	145	27380	24340	22070	20550	19780	19310	19030	21910	19470	17660	16450	15830	15450	15210

Size	Rim	Unloaded Dimension		Loaded Static radius	RC	PR	Inflation Pressure	Recommend load, kg (lbs)													
								Speed (kmph/mph)													
								Load Wheel							Steer Wheel						
		SW	OD	mm	mm		bar	Static	Creep	5	10	15	20	25	Static	Creep	5	10	15	20	25
		mm	mm	in	in		psi			3	6	9	12	16			3	6	9	12	16
16.00-25	11.25	450	1525	680	4645	32	10	22500	20000	18150	16900	16250	15900	15650	18000	16000	14520	13520	13000	12720	12520
		17.7	60	26.8	182.9		145	49600	44090	40010	37260	35830	35050	34500	39680	35270	32010	29810	28660	28040	27600

GALAXY CONTAINER HANDLER E-4 / IND-4

HEAVY DUTY FORKLIFT

Galaxy Container Handler is engineered with a deep tread, designed for severe working conditions. Reinforced tread and sidewalls combined with flex casing provide effective protection against damages and abrasion. Effective shock absorption is done by radial tires structure providing excellent machine and payload stability. The tire offers comfortable ride and precise handling with minimum vibration and exceptional durability.

Size	Rim	Unloaded dimension		Static Loaded Radius	RC	Load Index/ Speed Symbol	Inflated Pressure	Recommend load, kg (lbs)						
								Speed (kmph/mph)						
								Load carrying capacity						
		SW	OD											
		mm	mm	mm	mm		bar	Static	Creep	5	10	15	20	25
		in	in	in	in		psi			3	6	9	12	16
16.00R25 (445/95R25)	11.25/2.0	434	1525	684	4445	40PR	10	25200	22400	20300	18900	18200	17800	17500
		17.1	60	26.9	175	Load Wheel	145	55560	49380	44750	41670	40120	39240	38580
						40PR	10	20200	17900	16200	15100	14600	14300	14000
						Steering Wheel	145	44530	39460	35720	33290	32190	31530	30870

REACH STACKER

GALAXY PORT MAX

IND-4

SC SPECIAL COMPOUND | HRC HEAT RESISTANT COMPOUND | WRC WEAR RESISTANT COMPOUND

REACH STACKER | HEAVY DUTY FORKLIFT

Port Max is designed with deep tread depth and high land to void ratio ensuring lower wear, larger footprint and long tire life. Its robust construction increases its load carrying capacity with durability and stability in high stress conditions. Its reinforced bead bundle eliminates bead failure caused due to flexing.

Size	Rim	Unloaded Dimension		Loaded Static radius	RC	PR	Inflation Pressure	Recommend load, kg (lbs)												
								Speed (kmph/mph)												
								Load Wheel							Steer Wheel					
		SW	OD	mm	mm		bar	Static	Creep	5	10	15	20	25	Static	Creep	5	10	15	20	25
		mm	mm	in	in		psi			3	6	9	12	16			3	6	9	12	16
18.00-25	13.00/2.5-25	500	1670	762	4945	40	10	30600	27200	24650	22950	22100	21590	21250	24480	21760	19720	18360	17680	17270	17000
		19.7	65.7	30	194.7		145	67460	59970	54340	50600	48720	47600	46850	53970	47970	43480	40480	38980	38070	37480
18.00-33	13.00/2.5	500	1870	860	5535	40	10	37080	32960	29870	27810	26780	26160	25750	29660	26370	23900	22250	21420	20930	20600
		19.7	73.6	33.9	217.9		145	81750	72660	65850	61310	59040	57670	56770	65390	58140	52690	49050	47220	46140	45420

GALAXY HM 400S

IND-4S

SC SPECIAL COMPOUND

EMPTY CONTAINER HANDLER | REACH STACKER

HM 400S is designed to provide a longer life on hard and abrasive surfaces of the ports with its smooth construction & maximum rubber volume. Smooth construction ensures higher ground contact area with lower ground pressure and good traction. The strong casing with high number of plies and strong sidewall provide enhanced machine stability and resistance to cuts and damages. The presence of heat resistant compound eliminates chance of failure due to heat build-up.

Size	Rim	Unloaded Dimension		Loaded Static radius	RC	PR	Inflation Pressure	Recommend load, kg (lbs)												
								Speed (kmph/mph)												
								Load Wheel							Steer Wheel					
		SW	OD	mm	mm		bar	Static	Creep	5	10	15	20	25	Static	Creep	5	10	15	20	25
		mm	mm	in	in		psi			3	6	9	12	16			3	6	9	12	16
16.00-25	11.25	428	1530	699	4514	32	10	22500	20000	18150	16900	16250	15900	15650	18000	16000	14520	13520	13000	12720	12520
		16.9	60.2	27.5	177.7		145	49600	44090	40010	37260	35830	35050	34500	39680	35270	32010	29810	28660	28040	27600
18.00-25	13	505	1653	735	4547	40	10	30600	27200	24650	22950	22100	21590	21250	24480	21760	19720	18360	17680	17270	17000
		19.9	65.1	28.9	179		145	67461	59966	54344	50596	48722	47598	46848	355058	47973	43475	40477	38978	38074	37479

GALAXY PORT STAR PLUS 315 IND-4

REACH STACKER

Galaxy Port Star Plus has extra deep tread which is highest in this segment. This feature enables extra long life and longer wear, providing better performance and more value for money.

Size	Rim	Unloaded Dimension		Loaded Static radius	RC	PR	Inflation Pressure	Recommend load, kg (lbs)												
								Speed (kmph/mph)												
								Load Wheel							Steer Wheel					
		SW	OD	mm	mm		bar	Static	Creep	5	10	15	20	25	Static	Creep	5	10	15	20	25
		mm	mm	in	in		psi			3	6	9	12	16			3	6	9	12	16
18.00-25	13.00/2.5	500	1670	747.5	5136	40	10	30600	27200	24650	22950	22100	21590	21250	24480	21760	19720	18360	17680	17270	17000
	13.00	19.7	65.7	29.4	202.2		145	67460	59970	54340	50600	48720	47600	46850	53970	47970	43480	40480	38980	38070	37480

GALAXY HM 450E IND-4

SC SPECIAL COMPOUND

HRC HEAT RESISTANT COMPOUND

REACH STACKER

Galaxy HM 450E is engineered specifically for port service applications. It features an exceptionally abrasion resistant rubber compound that minimizes heat generation for extended tread life. The solid centre enhances wear characteristics. The wide, flat tread profile maximizes tread to surface contact for superior stability and wear. The specially constructed casing resists separations between plies as well as between the tread and the casing under high stress.

Size	Rim	Unloaded Dimension		Loaded Static radius	RC	PR	Inflation Pressure	Recommend load, kg (lbs)												
								Speed (kmph/mph)												
								Load Wheel							Steer Wheel					
		SW	OD	mm	mm		bar	Static	Creep	5	10	15	20	25	Static	Creep	5	10	15	20	25
		mm	mm	in	in		psi			3	6	9	12	16			3	6	9	12	16
18.00-33	13.00/2.5	516	1875	835	5454	40	10	32960	37080	29870	27810	26780	26160	25750	26370	29660	23900	22250	20930	21420	20600
		20.3	73.8	32.9	214.7		145	72660	81750	65850	61310	59040	57670	56770	58140	65390	52690	49050	46140	47220	45420

GALAXY HM 500S IND-5S

REACH STACKER

Galaxy HM 500S is an extra-deep, smooth treaded tire for port applications. Abrasion resistant tread compound and large contact area ensure long life. The strong casing and high number of plies provide superior lateral stability and a high load carrying capacity.

Size	Rim	Unloaded Dimension		Loaded Static radius	RC	PR	Inflation Pressure	Recommend load, kg (lbs)												
								Speed (kmph/mph)												
								Load Wheel							Steer Wheel					
		SW	OD	mm	mm		bar	Static	Creep	5	10	15	20	25	Static	Creep	5	10	15	20	25
		mm	mm	in	in		psi			3	6	9	12	16			3	6	9	12	16
18.00-25	13.00/2.5-25	498	1673	707	4662	40	10	30600	27200	24650	22950	22100	21590	21250	24480	21760	19720	18360	17680	17270	17000
		19.6	65.9	27.8	183.5		145	67461	59966	54344	50596	48722	47598	46848	53969	47973	43475	40477	38978	38074	37479

RUBBER TIRE GANTRY

GALAXY SUPER TRAC IND-3

SC SPECIAL COMPOUND | HRC HEAT RESISTANT COMPOUND | WRC WEAR RESISTANT COMPOUND

RUBBER TIRE GANTRY

Galaxy Super Trac is a premium all purpose tire for mining, industrial & port applications. Robust nylon casing & reinforced high strength bead provide excellent stability. Special tread compound provides extra long life even on abrasive surfaces. The tire has high ground contact area for good traction on paved surfaces. Continuous lug pattern helps to mitigate the chances of lug chunking and tire damage. The Super Trac has high lateral stability, enabling it to carry heavy load on concrete/hard surfaces. Extra thick side wall limits flexing during operation, thus lesser heat is generated. This reduces the probability of sidewall damage and results in longer service life of the tire.

Size	Rim	Unloaded dimension		Static Loaded Radius	RC	Load Index/ Speed Symbol	Inflated Pressure	Recommend load, kg (lbs)						
								Speed (kmph/mph)						
								Rubber Tired Gantry						
		SW	OD											
		mm	mm	mm	mm		bar	Static kmph	Creep kmph	5	10	15	20	25
		in	in	in	in		psi			3	5	10	12	15
16.00-25	11.25	432	1493	658.6	4423	32	10	-	-	18750	16250	16250	16250	16250
		17	58.8	25.9	174.1		145	-	-	41337	35825	35825	35825	35825
21.00-25	15.00/3.0	580	1750	820	5128	40	10	37100	33000	29900	27800	26800	26200	25800
		22.8	68.9	32.3	201.9		145	81790	72750	65920	61290	59080	57760	56880
21.00-35	15.00/3.0	572	2004	925	5970	40	10	36450	-	31590	31590	-	31590	31590
		22.5	78.9	36.4	235		145	80358	-	69644	69644	-	69644	69644

GALAXY SUPER GRIP E-3/L-3

SC STANDARD COMPOUND

RUBBER TIRE GANTRY | WHEEL LOADER | DOZER | RIGID DUMP TRUCK | WATER SPRINKLER

Robust nylon casing with high number of actual plies provides excellent stability. It is a all purpose tire suitable for earthmoving applications. High ground contact area gives good traction on paved surfaces and continues lug patterns, which help to reduce the chances of lug chunking and tire damage resulting in high life of tire. High turn up around bead, which results in less flexing at the bead area, protect the bead & amp and minimizes the chances of bead failure. Provides large ground contact area, to ensure that the pressure on the ground is less, resulting in more life and uniform wear.

Size	Rim	Unloaded dimension		Static Loaded Radius	RC	Load Index/ Speed Symbol	Inflated Pressure	Recommend load, kg (lbs)					
								Speed (kmph/mph)					
								Rubber Tired Gantry					
		SW	OD										
		mm	mm	mm	mm		bar	Static kmph	Creep kmph	5	10	20	25
		in	in	in	in		psi			3	5	12	15
18.00-25	13.00/2.5-25 15.00/2.5-25	498	1617	738	4909	32	9	22500	19500	19500	19500	19500	25800
		19.6	63.7	29.1	193.3		131	49600	42990	42990	42990	42990	56880
18.00-25	13.00/2.5-25	498	1617	746	4829	40	10	26250	22750	22750	22750	22750	31590
		19.6	63.7	29.4	190.1		145	57870	50160	50160	50160	50160	69644

TERMINAL TRACTOR

GALAXY TERMINAL MASTER 505 XT

AS ALL STEEL | SC SPECIAL COMPOUND | HRC HEAT RESISTANT COMPOUND

TERMINAL TRACTOR

Specially made for terminal tractors to work on hard abrasive port surfaces. The rib tread design and strong radial construction makes it well-equipped to withstand frequent braking and cornering. Furthermore, the high tread depth ensures optimal traction & durability on all wheel positions.

Size	Rim	Unloaded dimension		Static Loaded Radius	RC	Load Index/ Speed Symbol	Inflated Pressure	Recommend load, kg (lbs) Speed (kmph/mph) Load Capacity for Earthover application kg (lbs)	
		SW	OD						
		mm	mm	mm	mm		bar	25	40
		in	in	in	in		psi	16	25
280/75R22.5	8.25	279	1002	453	3043	168A8	10	6300	5600
		11	39.4	17.8	119.8	172A5	145	13890	12350
310/80R22.5	9	312	1083	478	3271	175A8	10	7750	6900
		12.3	42.6	18.8	128.8	179A5	145	17090	15210

MOBILE CRANE

GALAXY SUPER TRAC

E-3/L-3 | SC STANDARD COMPOUND

RUBBER TIRE GANTRY

Super Trac is versatile premium design for all-purpose Industrial & Port applications. Tread design provides High ground contact for good traction on paved surfaces and mitigate the chances of lug chunking and tire damage. Robust nylon casing & reinforced high strength bead provides excellent stability. It has a special tread compound for extra long life even on abrasive surfaces. Its extra thick side wall limits flexing during operation, thus lesser heat is generation. This reduces the probability of sidewall damage and results in longer service life.

Size	Rim	Unloaded Dimension		Loaded Static radius	RC	Load Index PR Symbols	Inflation Pressure	Recommend load, kg (lbs) Speed (kmph/mph) Harbour Mobile Cranes						
		SW	OD											
		mm	mm	mm	mm		bar	Creep	Static	4	10	15	20	25
		in	in	in	in		psi			2	6	9	12	16
14.00-24	10	375	1368	597	4021	28	10	15200	17100	13800	12850	12350	12050	11900
							145	33510	37700	30420	28330	27230	26570	26240
		14.8	53.9	23.5	158.3		10	12160	13680	11040	10280	9880	9640	9520
							145	26810	30160	24340	22660	21780	21250	20990

NOTES

FORKLIFT



GALAXY YARDMASTER SDS SH

SOLID

WRC
WEAR RESISTANCE COMPOUND

FORKLIFT

The wide tire profile increases lateral load carrying capacity, stability & traction. The large industrial block pattern increases life of the tread while promoting superior grip. Steel wire creel beads improve grip with rim and prevent rim slippage.

Size	Rim	OD	SW	60J	Rim Type	Rad / Bia / Sol	Load Capacity (kg/lbs)					
							Speed (kmph/mph)					
							Static	Counter Balance Lift Trucks		Other Vehicles		
								Load Wheels	Steer Whels	Load Wheels	Steer Wheels	Load Wheels
		mm inch	mm inch	mm inch				25 16	25 16	6 4	10 6	25 16
28X9-15 (8.15-15)	6.5	686 27	218 8.6	53.5 67.945	Standard Heel	Solid - Resilient	4530 9987	3900 8598	3000 6614	3900 8598	3540 7804	3000 6614
180/60-10	5.00F	456	160	36 45.72	Standard Heel	Solid - Resilient	2795 6162	2410 5313	1850 4079	2410 5313	2180 4806	1850 4079
					Quick Heel	Solid - Resilient	2795 6162	2410 5313	1850 4079	2410 5313	2180 4806	1850 4079
180/60-10	5.00F-10	456	160	36	Standard Heel	Solid - Resilien	2795 6162	2410 5313	1850 4079	2410 5313	2180 4806	1850 4079
					Quick Heel	Solid - Resilient	2795 6162	2410 5313	1850 4079	2410 5313	2180 4806	1850 4079
200/50-10 NHS	6.50F-10	461	192	36	Standard Heel	Solid - Resilient	2870 6325	2470 5444	1900 4188	2470 5444	2240 4937	1900 4188
23X9-10	6.50F -10	582	198	51	-	Solid - Resilient	4002 8823	3445 7595	2650 5842	3445 7595	3125 6889	2650 5842
6.50-10	5.50F-10	565	164	46.5	Quick Heel	Solid - Resilient	2720 5997	2340 5159	1800 3968	2340 5159	2125 4685	1800 3968
					Standard Heel	Solid - Resilient	2720 5995	2340 5157	1800 3967	2340 5157	2125 4684	1800 3967
7.50-10	5.50F-10	629	180	68	Standard Heel	Solid - Resilient	3565 7859	3070 6768	2360 5203	3070 6768	2785 6140	2360 5203
					Quick Heel	Solid - Resilient	3565 7859	3070 6768	2360 5203	3070 6768	2785 6140	2360 5203
23X10-12	8.00G-12	580	232	50	-	Solid - Resilient	4379 9654	3770 8311	2900 6393	3770 8311	3420 7540	2900 6393
27X10-12	8.00G-12	672	240	62	-		4530 9987	3900 8598	3000 6614	3540 8598	3000 7804	3900 6614
315/45-12	10.00G-12	574	285	48	Quick Heel	Solid - Resilient	5210 11486	4485 9888	3450 7606	4485 8973	4070 7606	3450 9888
315/45-12 (23x12-12)	10	574	285	48	Standard Heel	Solid - Resilient	5210 11486	4485 9888	3450 7606	4485 8973	4070 7606	3450 9888
7.00-12 NHS	5.00S-12	647	168	50.5	Standard Heel	Solid - Resilient	3380 7450	2920 6436	2240 4937	2920 6436	2645 5830	2240 4937
250-15	7.50-15	716	230	62	Quick Heel	Solid - Resilient	5510 12147	4745 10461	3650 8047	4745 10461	4310 9502	3650 8047
					Standard Heel	Solid - Resilient	5510 12144	4745 10458	3650 8045	4745 10458	4310 9499	3650 8045
300-15 NHS	8.00-15	814	256	75.5	Standard Heel	Solid - Resilient	6795 14976	5850 12893	4500 9918	5850 12893	5310 11703	4500 9918
355/45-15	9.75-15	683	291	52	Standard Heel	Solid - Resilient	6605 14562	5690 12544	4375 9645	5690 12544	5165 11387	4375 9645
					Quick Heel	Solid - Resilient	6605 14562	5690 12544	4375 9645	5690 12544	5165 11387	4375 9645
355/50-15	9.75-15	715	291	57	Standard Heel	Solid - Resilient	6610 14573	5690 12544	4375 12544	5690 12544	5165 11387	4375 9645
					Quick Heel	Solid - Resilient	5360 11817	4615 10174	3550 7826	4615 10174	4190 9237	3550 7826

Size	Rim	OD	SW	60J	Rim Type	Rad / Bia / Sol	Load Capacity (kg/lbs)					
							Speed (kmph/mph)					
							Static	Counter Balance Lift Trucks		Other Vehicles		
		mm inch	mm inch	mm inch				Load Wheels	Steer Whels	Load Wheels	Steer Wheels	Load Wheels
								25 16	25 16	6 4	10 6	25 16
355/65-15	9.75-15	823	291	77	Standard Heel	Solid - Resilient	9060 19974	7800 17196	6000 13228	7085 15620	6430 14176	5450 12015
					Quick Heel	Solid - Resilient	9060 19974	7800 17196	6000 13228	7085 15620	6430 14176	5450 12015
7.00-15	6.00-15	725	180	51	Standard Heel	Solid - Resilient	4115 9072	3545 7815	2725 6008	3545 7815	3215 7088	2725 6008
					Quick Heel	Solid - Resilient	4115 9072	3545 7815	2725 6008	3545 7815	3215 7088	2725 6008
7.50-15	5.50-15	752	194	61	Quick Heel	Solid - Resilient	4530 9987	3900 8598	3000 6614	3900 8598	3540 7804	3000 6614
					Standard Heel	Solid - Resilient	4530 9984	3900 8596	3000 6612	3900 8596	3540 7802	3000 6612
8.15-15 NHS	7.00-15	686	218	53.5	Standard Heel	Solid - Resilient	4530 9984	3900 8596	3000 6612	3900 8596	3540 7802	3000 6612
8.25-15	5.50-15	810	210	64.5	Standard Heel	Solid - Resilient	5360 11817	4615 10174	3550 7826	4615 10174	4190 9237	3550 7826
	6.50X15	810	210	64.5	Standard Heel	Solid - Resilient	5510 12144	4750 10469	3650 8045	4750 10469	4300 9477	3650 8045
10.00-20	8.00-20	1010	250	78.5	Standard Heel	Solid - Resilient	7550 16645	6000 13228	5000 11023	6000 13228	5450 12015	5000 11023
	6.50-20	1010	250	78.5	Standard Heel	Solid - Resilient	7365 16237	5850 12897	4875 10748	5850 12897	5315 11718	4875 10748
	7.50-20	1011	251		Quick Heel	Solid - Resilient	7550 16640	6000 13224	5000 11020	6000 13224	5450 12012	5000 11020
	8.00-20	1010	250	78.5	Quick Heel	Solid - Resilient	7550 16645	6000 13228	5000 11023	6000 13228	5450 12015	5000 11023
	7.00	1010	250	78.5	Standard Heel	Solid - Resilient	7550 16645	6000 13228	5000 11023	6000 13228	5450 12015	5000 11023
	7.50-20	1011	251	78.5	Quick Heel	Solid - Resilient	7550 16645	6000 13228	5000 11023	6000 13228	5450 12015	5000 11023
11.00-20	7.50-20	1053	259	90	Standard Heel	Solid - Resilient	8230 18144	6540 14418	5450 12015	6540 14418	5940 13095	5450 12015
	8.00-20	1053	259	90	Standard Heel	Solid - Resilient	8230 18144	6540 14418	5450 12015	6540 14418	5940 13095	5450 12015
12.00-20	8.50	1089	267	90.6	Standard Heel		9513 20973	7560 16667	6300 13889	7560 16667	6895 15201	6300 13889
	8.00	1089	265	90.5	Standard Heel	Solid - Resilient	9515 20971	7560 16662	6300 13885	7560 16662	6895 15130	6300 13885
355/50-20	10.00-20	835	312	52	Standard Heel	Solid - Resilient	10420 22966	8970 19770	6900 15208	8970 19770	8140 17941	6900 15208
					Quick Heel	Solid - Resilient	10420 22966	8970 19770	6900 15208	8970 19770	8140 17941	6900 15208
8.25-20	7.00-20	953	213	70	Standard Heel	Solid - Resilient	5515 12158	4380 9656	3650 8047	4380 9656	3980 8774	3650 8047
					Quick Heel	Solid - Resilient	5515 12158	4380 9656	3650 8047	4380 9656	3980 8774	3650 8047
9.00-20	7.50-20	987	231	75	Standard Heel	Solid - Resilient	6795 14980	5400 11905	4500 9921	5400 11905	4905 10814	4500 9921
12.00-24	8.50	1180	282	90.6	Standard Heel	Solid - Resilient	10117 22304	8040 17725	6700 14771	7300 16094	7400 16314	7500 16535
	8.00	1178	282	90.5	Standard Heel	Solid - Resilient	10117 22304	8040 17725	6700 14771	7300 16094	7400 16314	7500 16535
14.00-24	10.00	1308	340	112	Standard Heel	Solid - Resilient	13970 30799	11100 24471	9250 20393	11100 24471	10085 22234	9250 20393
15X 4 1/2-8 NHS	3.00D-8	376	111	31.5	Standard Heel	Solid - Resilient	1210 2667	1040 2292	800 1763	1040 2292	945 2083	800 1763

Size	Rim	OD	SW	60J	Rim Type	Rad / Bia / Sol	Load Capacity (kg/lbs) Speed (kmph/mph) Static	Counter Balance Lift Trucks Load Wheels	Counter Balance Lift Trucks Steer Whels	Other Vehicles Load Wheels	Other Vehicles Steer Wheels	Other Vehicles Load Wheels
		mm inch	mm inch	mm inch				25 16	25 16	6 4	10 6	25 16
15X41/2-8	8	376	111	31.5	Quick Heel	-	1208	1040	800	1040	945	800
16X6-8	4.33R-8	407	149	37.5	Quick Heel	Solid - Resilient	1737 3829	1495 3296	1150 2535	1495	1360 2998	1150 2535
					Standard Heel	Solid - Resilient	1737 3824	1495 3295	1150 2535	1495 3295	1360 2997	1150 2535
18X7-8	4.33R-8	453	154	43.5	Standard Heel	Solid - Resilient	2490 5488	2145 4728	1650 3637	2145 4728	1945 4287	1650 3637
18x9-8	7.00-8	454	212	45	Standard Heel	Solid - Resilient	2945 6493	2535 5589	1950 4299	2535 5589	2300 5071	1950 4299
					Quick Heel	Solid - Resilient	2945 6493	2535 5589	1950 4299	2535 5589	2300 5071	1950 4299
5.00-8	3.75-8	455	122	39.5	Standard Heel	Solid - Resilient	1650 3638	1415 3120	1090 2403	1415 3120	1285 2833	1090 2403
					Quick Heel	Solid - Resilient	1645 3626	1415 3119	1090 2402	1415 3119	1285 2832	1090 2402
	3.00D	455	122	39.5	Standard Heel	Solid - Resilient	1645 3626	1415 3119	1090 2402	1415 3119	1285 2832	1090 2402
140/55-9	4.00E	380	132	28		Solid - Resilient	1359 2996	1170 2579	900 1984	1170 2579	1060 2337	900 1984
21X8-9 NHS	6.00E	518	189	48	Standard Heel	Solid - Resilient	3200 7053	2755 6072	2120 4672	2755 6072	2500 5510	2120 4672
6.00-9 NHS	4.00E-9	523	137	44.5	Standard Heel	Solid - Resilient	2190 4827	1885 4155	1450 3196	1885 4155	1710 3769	1450 3196

GALAXY YARDMASTER SDS QH

SOLID

WRC
WEAR RESISTANCE COMPOUND

FORKLIFT

The wide tire profile increases lateral load carrying capacity, stability & traction. The large industrial block pattern increases life of the tread while promoting superior grip. Steel wire creel beads improve grip with rim and prevent rim slippage.

Size	Rim	OD	SW	60J	Rim Type	Rad / Bia / Sol	Load Capacity (kg/lbs) Speed (kmph/mph) Static	Counter Balance Lift Trucks Load Wheels	Counter Balance Lift Trucks Steer Whels	Other Vehicles Load Wheels	Other Vehicles Steer Wheels	Other Vehicles Load Wheels
		mm inch	mm inch	mm inch				25 16	25 16	6 3	10 6	25 16
5.00-8	3.00D-8	455 17.9	122 4.8	39.5	Quick Heel	Solid - Resilient	1645 3626	1415 3119	1090 2402	1415 3119	1285 2832	1090 2402
21X8-9 NHS	6.00EX9	518 20.3	189 7.4	48	Quick Heel	Solid - Resilient	3200 7053	2755 6072	2120 4672	2755 6072	2500 5510	2120 4672
27X10-12 NHS	8.00G-12	672 26.4	240 9.4	62	Quick Heel	Solid - Resilient	4530 9984	3900 8596	3000 6612	3900 8596	3540 7802	3000 6612
8.15-15	7	686 27	218 8.6		Quick Heel	Solid - Resilient	4000 8816	3445 7593	2650 5841	3445 7593	3125 6888	2650 5841
250-15	7.00-15	716 28.1	230 9	62	Quick Heel	Solid - Resilient	5510 12144	4745 10458	3650 8045	4745 10458	4310 9499	3650 8045

GALAXY MFS 101 SDS NM

SOLID

WRC
WEAR RESISTANT COMPOUND

FORKLIFT

Galaxy MFS 101 SDS is a new generation solid tire, purpose-built to meet the needs of heavy-duty warehousing and industrial applications. As long service hours of forklift application leads to driver discomfort, Galaxy MFS 101 SDS is designed to provide reduced vibrations, improved cushioning and stability on hard and smooth surface applications. Its 3-stage construction with high wear resistance and improved steerability makes it an ideal workhorse for a variety of indoor and outdoor applications.

Size	Rim	OD	SW	60J	Rim Type	Rad / Bia / Sol	Load Capacity (kg/lbs)					
							Speed (kmph/mph)					
							Static	Counter Balance Lift Trucks		Other Vehicles		
		mm inch	mm inch	mm inch			0kmph	Load Wheels 25 16	Steer Whels 25 16	Load Wheels 6 4	Steer Wheels 10 6	Load Wheels 25 16
5.00-8	3.00D	458	118	46	Standard Heel	Solid - Resilient	1645	1415	1090	1415	1285	1090
		18	4.6	1.8			3626	3119	2402	3119	2832	2402
18X7-8	4.33R	453	152	44.5	Quick Heel	Solid - Resilient	2490	2145	1650	2145	1945	1650
		17.8	5.9	1.7			5488	4728	3637	4728	4287	3637
18x9-8	7.00E-08	464	209	47	Quick Heel	Solid - Resilient	2945	2535	1950	2535	2300	1950
		18.2	8.2	1.8	Quick Heel	Solid - Resilient	6491	5587	4298	5587	5069	4298
16X6-8	4.33R	417	152	38	Quick Heel	Solid - Resilient	1735	1495	1150	1495	1360	1150
		16.4	5.9	1.4			3824	3295	2535	3295	2997	2535
6.00-9	4.00E-09	529	135	54	Standard Heel	Solid - Resilient	2190	1885	1450	1885	1710	1450
		20.8	5.3	2.1	Quick Heel		4827	4155	3196	4155	3769	3196
21X8-9	6.00E-09	524	189	53	Quick Heel	Solid - Resilient	3200	2755	2120	2755	2500	2120
		20.6	7.4	2	Quick Heel	Solid - Resilient	7053	6072	4672	6072	5510	4672
140/55-9	4.00E-09	375	130	27	Quick Heel	Solid - Resilient	1360	1170	900	1170	1060	900
		14.7	5.1	1	Quick Heel	Solid - Resilient	2997	2579	1984	2579	2336	1984
6.50-10	5.00F	576	157	58	Quick Heel	Solid - Resilient	2720	2340	1800	2340	2125	1800
		22.6	6.1	2.2			5995	5157	3967	5157	4684	3967
23X9-10	6.50F	583	199	59.5	Quick Heel	Solid - Resilient	4000	3445	2650	3445	3125	2650
		22.9	7.8	2.3			8816	7593	5841	7593	6888	5841
180/60-10	5.00F-10	460	160	38	Quick Heel	Solid - Resilient	2795	2410	1850	2410	2180	1850
		18.1	6.2	1.4	Quick Heel	Solid - Resilient	6160	5312	4077	5312	4805	4077
7.50-10	5.50F-10	632	192	68	Quick Heel	Solid - Resilient	3565	3070	2360	3070	2785	2360
		24.8	7.5	2.6	Quick Heel	Solid - Resilient	7857	6766	5201	6766	6138	5201
200/50-10	6.50F-10	458	193	37.5	Quick Heel	Solid - Resilient	2870	2470	1900	2470	2240	1900
		18	7.5	1.4	Quick Heel	Solid - Resilient	6325	5444	4188	5444	4937	4188
7.00-12	5.00S	657	166	63	Quick Heel	Solid - Resilient	3385	2920	2240	2920	2645	2240
		25.8	6.5	2.4			7461	6436	4937	6436	5830	4937
23x10-12	8.00G	583	234	51	Quick Heel	Solid - Resilient	4380	3770	2900	3770	3420	2900
		22.9	9.2	2			9654	8309	6392	8309	7538	6392
27x10-12	8.00G-12	676	242	67	Quick Heel	Solid - Resilient	4530	3900	3000	3900	3540	3000
		26.6	9.5	2.6	Quick Heel	Solid - Resilient	9984	8596	6612	8596	7802	6612
315/45-12	10.00G-12	576	281	49.5	Quick Heel	Solid - Resilient	5210	4485	3450	4485	4070	3450
		22.6	11	1.9	Quick Heel	Solid - Resilient	11483	9885	7604	9885	8970	7604
23X5 (150/100-13)	3.75P-13	622	138	52	Quick Heel	Solid - Resilient	1735	1495	1150	1495	1350	1150
		24.4	5.4	2	Quick Heel	Solid - Resilient	3824	3295	2535	3295	2975	2535
250-15	7.5	720	221	60	Quick Heel	Solid - Resilient	5510	4745	3650	4745	4310	3650
		28.3	8.7	2.3			12144	10458	8045	10458	9499	8045
7.50-15	5.50-15	757	199	66.5	Quick Heel	Solid - Resilient	4530	3900	3000	3900	3540	3000
		29.8	7.8	2.6	Quick Heel	Solid - Resilient	9984	8596	6612	8596	7802	6612
		731	179	62	Quick Heel	Solid - Resilient	4115	3545	2725	3545	3215	2725
		28.7	7	2.4	Quick Heel	Solid - Resilient	9069	7813	6006	7813	7086	6006
8.25-15	6.50-15	819	212	77.5	Quick Heel	Solid - Resilient	5510	4750	3650	4750	4300	3650
		32.2	8.3	3	Quick Heel	Solid - Resilient	12144	10469	8045	10469	9477	8045
28X9-15	7.00-15	693	214	55.5	Standard Heel	Solid - Resilient	4530	3900	3000	3900	3540	3000
		27.2	8.4	2.1	Standard Heel	Solid - Resilient	9984	8596	6612	8596	7802	6612
250-15	7.50-15	720	221	60	Quick Heel	Solid - Resilient	5510	4745	3650	4745	4310	3650
		28.3	8.7	2.3	Quick Heel	Solid - Resilient	12144	10458	8045	10458	9499	8045
300-15	8.00-15	823	257	78	Quick Heel	Solid - Resilient	6795	5850	4500	5850	5310	4500
		32.4	10.1	3	Quick Heel	Solid - Resilient	14976	12893	9918	12893	11703	9918

Size	Rim	OD	SW	60J	Rim Type	Rad / Bia / Sol	Load Capacity (kg/lbs)					
							Speed (kmph/mph)					
							Static	Counter Balance Lift Trucks		Other Vehicles		
		mm inch	mm inch	mm inch			0kmph	Load Wheels	Steer Whels	Load Wheels	Steer Wheels	Load Wheels
								25 16	25 16	6 4	10 6	25 16
355/45-15	9.75-15	687	286	54.5	Quick Heel	Solid - Resilient	6610	5690	4375	5690	5165	4375
		27	11.2	2.1	Quick Heel	Solid - Resilient	14568	12541	9642	12541	11384	9642
355/50-15	9.75-15	721	295	60.5	Quick Heel	Solid - Resilient	6605	5690	4375	5690	5165	4375
		28.3	11.6	2.3	Quick Heel	Solid - Resilient	14557	12541	9642	12541	11384	9642
355/65-15	9.75-15	826	283	79	Quick Heel	Solid - Resilient	9060	7800	6000	7085	6430	5450
		32.5	11.1	3.1	Quick Heel	Solid - Resilient	19968	17191	13224	15615	14172	12012
400/60-15	11.00-15	817	323	77	Quick Heel	Solid - Resilient	10420	8970	6900	8970	8140	6900
		32.1	12.7	3	Quick Heel	Solid - Resilient		19770	15208	19770	17941	15208

Size	Rim	OD	Sw	60J	Rim Type	Rad / Bia / Sol	Load Capacity (Kg)					
							Static	Counter Balance Lift Trucks		Other Vehicles		
		mm	mm	mm			0kmph	25 Kmph		6 Kmph	10 Kmph	25 Kmph
		In	In	In				16 Mph		4 Mph	6 Mph	16 Mph
23X5 (150/100-13)	3.75P	622	138	52	Quick Heel	Solid - Resilient	1735	1495	1150	1495	1350	1150
		24.5	5.4	65.5			3824	3295	2535	3295	2975	2535
5.00-8	3.00D	458	118	46	Standard Heel	Solid - Resilient	1645	1415	1090	1415	1285	1090
		18	4.6	58			3626	3119	2402	3119	2832	2402
15X41/2-8	3.25I	377	113	32	Quick Heel	Solid - Resilient	1210	1040	800	1040	945	800
		14.8	4.4	40.3			2667	2292	1763	2292	2083	1763
18x9-8	7.00E-08	464	209	47	Quick Heel	Solid - Resilient	2945	2535	1950	2535	2300	1950
		18.3	8.2	59.2			6491	5587	4298	5587	5069	4298
21X8-9	6.00E-09	524	524	53	Quick Heel	Solid - Resilient	3200	2755	2120	2755	2500	2120
		20.6	7.4	66.8			7053	6072	4672	6072	5510	4672
140/55-9	4.00E-09	375	130	27	Quick Heel	Solid - Resilient	1360	1170	900	1170	1060	900
		14.8	5.1	34			2997	2579	1984	2579	2336	1984
6.50-10	5.00F	576	157	58	Quick Heel	Solid - Resilient	2720	2340	1800	2340	2125	1800
		22.7	6.2	73.1			5995	5157	3967	5157	4684	3967
7.50-10	5.50F	632	192	68	Quick Heel	Solid - Resilient	3565	3070	2360	3070	2785	2360
		24.9	7.6	85.7			7857	6766	5201	6766	6138	5201
180/60-10	5.00F	460	160	38	Quick Heel	Solid - Resilient	2795	2410	1850	2410	2180	1850
		18.1	6.3	47.9			6160	5312	4077	5312	4805	4077
200/50-10	6.50F	458	193	37.5	Quick Heel	Solid - Resilient	2870	2470	1900	2470	2240	1900
		18	7.6	47.3			6325	5444	4188	5444	4937	4188
27x10-12	8.00G	676	242	67	Quick Heel	Solid - Resilient	4530	3900	3000	3900	3540	3000
		26.6	9.5	84.4			4530	3900	3000	3900	3540	3000
315/45-12	10.00G	576	281	49.5	Quick Heel	Solid - Resilient	5210	4485	3450	4485	4070	3450
		22.7	11.1	62.4			11483	9885	7604	9885	8970	7604
7.00-15	5.5	731	179	62	Quick Heel	Solid - Resilient	4115	3545	2725	3545	3215	2725
		28.8	7	78.1			9069	7813	6006	7813	7086	6006
7.50-15	5.5	757	199	66.5	Quick Heel	Solid - Resilient	4530	3900	3000	3900	3540	3000
		29.8	29.8	83.8			9984	8596	6612	8596	7802	6612
8.25-15	6.5	819	212	77.5	Quick Heel	Solid - Resilient	5510	4750	3650	4750	4300	3650
		32.2	8.3	97.7			12144	10469	8045	10469	9477	8045
28X9-15	7	693	214	55.5	Standard Heel	Solid - Resilient	4530	3900	3000	3900	3540	3000
		27.3	27.3	69.9			9984	8596	6612	8596	7802	6612
250-15	7	720	221	60	Quick Heel	Solid - Resilient	5510	4745	3650	4745	4310	3650
		28.3	8.7	75.6			12144	10458	8045	10458	9499	8045
300-15	8	823	257	78	Quick Heel	Solid - Resilient	6795	5850	4500	5850	5310	4500
		32.4	10.1	98.3			14976	12893	9918	12893	11703	9918

Size	Rim	OD	Sw	60J	Rim Type	Rad / Bia / Sol	Load Capacity (Kg)					
							Static	Counter Balance Lift Trucks		Other Vehicles		
		mm	mm	mm			0kmph	25 Kmph		6 Kmph	10 Kmph	25 Kmph
		In	In	In				16 Mph		4 Mph	6 Mph	16 Mph
355/45-15	9.75	687	286	54.5	Quick Heel	Solid - Resilient	6610	5690	4375	5690	5165	4375
		27	11.3	68.7			14568	12541	9642	12541	11384	9642
355/50-15	9.75	721	295	60.5	Quick Heel	Solid - Resilient	6605	5690	4375	5690	5165	4375
		28.4	11.6	76.2			14557	12541	9642	12541	11384	9642
355/65-15	9.75	826	283	79	Quick Heel	Solid - Resilient	9060	7800	6000	7085	6430	5450
		32.5	11.1	99.5			19968	17191	13224	15615	14172	12012
400/60-15	11	817	323	77	Quick Heel	Solid - Resilient	10420	8970	6900	8970	8140	6900
		32.2	12.7	97			22966	19770	15208	19770	17941	15208

GALAXY LIFTOP SDS IND LUG SOLID

FORKLIFT

LIFTOP SDS IND is the newest addition to the LIFTOP SDS family. This solid resilient tire is designed keeping in mind the needs of both forklift and baggage cart applications. Robust construction with unique tread designs ensure excellent durability and grip. Manifold advantages like minimum heat build-up, enhanced driving comfort, superior load carrying capacity and excellent stability make LIFTOP SDS IND the perfect partner to achieve higher job productivity and efficiency.

Size	Rim	Unloaded Dimension		Recommend load, kg (lbs)		
				Speed (kmph/mph)		
				Maximum Tire Load		
		SW	OD	Static	6.4	9.6
		mm	mm			
		in	in		4	6
355/65-15	9.75	290	809	2689.3	1972.7	1812.1
(32X12 1/2-15)		11.4	31.9	5930	4350	4000
10.00-20	8	251	992	2127.8	1691	1521.8
(290/95-20)		9.9	39.1	4690	3730	3360

GALAXY LIFTOP SDS IND SMOOTH SOLID

FORKLIFT

LIFTOP SDS IND is the newest addition to the LIFTOP SDS family. This solid resilient tire is designed keeping in mind the needs of both forklift and baggage cart applications. Robust construction with unique tread designs ensure excellent durability and grip. Manifold advantages like minimum heat build-up, enhanced driving comfort, superior load carrying capacity and excellent stability make LIFTOP SDS IND the perfect partner to achieve higher job productivity and efficiency.

Size	Rim	Unloaded Dimension		Recommend load, kg (lbs)		
				Speed (kmph/mph)		
				Maximum Tire Load		
		SW	OD	Static	6.4	9.6
		mm	mm			
		in	in		4	6
11.00-20	8	255	1018	4133.6	1842.9	1673.8
(300/95-20)		10	40.1	9110	4060	3690

GALAXY HM 350E IND-3

SC SPECIAL COMPOUND | HRC HEAT RESISTANT COMPOUND | WRC WEAR RESISTANT COMPOUND

CONTAINER HANDLER | HEAVY DUTY FORKLIFT

Galaxy HM 350E is engineered specifically for port service applications. It features an exceptionally abrasion resistant rubber compound that minimizes heat generation for extended tread life. The solid centre enhances wear characteristics. The wide, flat tread profile maximizes tread to surface contact for superior stability and wear. The specially constructed casing resists separations between plies as well as between the tread and the casing under high stress.

Size	Rim	Unloaded dimension		Static Loaded Radius	RC	Load Index/ Speed Symbol	Inflated Pres-sure	Recommend load, kg (lbs)													
								Speed (kmph/mph)													
								Load Wheel							Steer Wheel						
		SW	OD																		
		mm	mm	mm	mm		bar	Static	Creep	5	10	15	20	25	Static	Creep	5	10	15	20	25
		in	in	in	in		psi	kmph	kmph	3	6	9	12	16	kmph	kmph	3	6	9	12	16
12.00-24NHS	8.5	315	1245	585	3808	20	10	12420	11040	10010	9320	8970	8760	8630	9940	8830	8010	7460	7180	7010	6900
		12.4	49	23	149.9		145	27381	24339	22068	20547	19775	19312	19026	21914	19467	17659	16446	15829	15454	15212

GALAXY SUPER SEVERE DOUBLE WIDTH LUG IND-4

HEAVY DUTY FORKLIFT | EMPTY CONTAINER HANDLER

Galaxy Super Severe Double Width Lug is specially designed for heavy duty forklifts and empty container handlers. Constructed with special mining compound equips Super Severe Double width Lug to toil on the most abrasive surfaces with minimum heat generation and abrasion. The high lug to void ratio provides maximum ground contact assuring excellent durability. SSDWL promises agility with outstanding durability making it the perfect choice for port application.

Size	Rim	Unloaded Dimension		Loaded Static radius	RC	PR	Inflation Pressure	Recommend load, kg (lbs)													
								Speed (kmph/mph)													
								Load Wheel							Steer Wheel						
		SW	OD	mm	mm		bar	Static	Creep	5	10	15	20	25	Static	Creep	5	10	15	20	25
		mm	mm	in	in		psi			3	6	9	12	16			3	6	9	12	16
12.00-24NHS	8.5	330	1287	590	3690	24	10	13950	12400	11240	10460	10080	9840	9690	11160	9920	8990	8370	8060	7870	7750
		13	50.7	23.2	145.3		145	30750	27340	24780	23060	22220	21690	21360	24600	21870	19820	18450	17770	17350	17090
14.00-24NHS	10.00	376	1407	620	4245	28	10	18540	16480	14940	13910	13390	13080	12880	14830	13180	11950	11130	10710	10460	10300
	10.00W	14.8	55.4	24.4	167.1		145	40870	36330	32940	30670	29520	28840	28400	32700	29060	26350	24540	23610	23060	22710

GALAXY YARDMASTER RADIAL IND-4

HRC HEAT RESISTANT COMPOUND | C+C CUT&CHIP RESISTANT COMPOUND | SB STEEL BELTED | SC SPECIAL COMPOUND

FORKLIFT

Yardmaster Radial is an all steel radial specially developed for port and forklift applications suitable for general duty cycles.

Size	Rim	Unloaded Dimension		Loaded Static radius mm	RC mm	Load Index PR Symbols	Inflation Pressure bar psi	Recommend load, kg (lbs)		
								Speed km/h (mph)		
								Load Wheel		Steer Wheel
		SW	OD					15	25	30
		mm	mm					9	16	19
10.00R20	7.50 VM	291	1066	490.3	3241	166A5	10	6890	6890	4905
		11.5	42.1	19.3	127.6		145	15190	15190	10810
12.00R20	8.5	324	1145	516	3455	176A5	10	9230	9230	6830
		12.8	45.1	20.3	136		145	20350	20350	15060
12.00R24	8.5VM	325	1239	564	3727	178A5	10	9750	9750	7220
		12.8	48.8	22.2	146.7		145	21495	21495	16535

GALAXY BOSSLIFT III

IND-3

SC SPECIAL COMPOUND | C+C CUT&CHIP RESISTANT COMPOUND | ARC ABRASION RESISTANT COMPOUND

HEAVY DUTY FORKLIFT

Galaxy Bosslift III has been engineered to operate in demanding applications and has a heavy duty construction for good resistance against abrasions, punctures and impacts. The tire displays good load distribution and wide footprint for strong stability.

Size	PR	Type	RIM	SW	OD	RC	Loaded Static Radius	Recommended Load	Inflation Pressure	Speed
				mm in	mm in	mm in	mm in	kg lbs	bar psi	kmph mph
12.00-20	24	TT	8.5	315 12.4	1146 45.1	3223 126.9	506 19.9	9830 21671	10 145	15 9

Size	Rim	Unloaded Dimension		Loaded Static Radius	RC	Load Index PR Symbols	Inflation Pressure bar psi	Recommended Load kg (lbs) Speed km/h (mph)	
		SW	OD					Load Wheel	Steer Wheel
		mm in	mm in	mm in	mm in			15 9	25 16
9.00-20 NHS	7	259 10.2	1038 40.9	474 18.7	3127 123.1	16	8.6 125	6270 13820	4765 10510
12.00-20	8.5	315 12.4	1146 45.1	506 19.9	3410 134.3	20	9 131	9045 19940	6877 15160

Size	Rim	Unloaded Dimension		Loaded Static radius	RC	Load Index PR Symbols	Inflation Pressure bar psi	Recommended Load kg (lbs) Speed km/h (mph)	
		SW	OD					For Forklift Load wheel	For Forklift Steer wheel
		mm in	mm in	mm in	mm in			15 9	25 16
10.00-20NHS	7.5	278 10.9	1073 42.2	488 19.2	3250 128	16	7.95 115	6760 14900	5140 11330

GALAXY YARDMASTER ULTRA

IND1/3

SC SPECIAL COMPOUND | C+C CUT&CHIP RESISTANT COMPOUND | ARC ABRASION RESISTANT COMPOUND

FORKLIFT | HEAVY DUTY FORKLIFT

The Galaxy Yardmaster Ultra is a premium service tire designed to operate in the most demanding applications. Engineered with heavy-duty construction to resist abrasions, punctures and impacts as well as a robust tread design that is suited to work in the toughest of applications. The wide, flat tread profile provides excellent stability in forklift applications. Reinforced construction provides good stability required for such industrial operations.

Size	PR	Type	RIM	OD	SW	RC	Loaded Static radius	Recommended Load	Inflation Pressure	Speed
				mm in	mm in	mm in	mm in	kg lbs	bar psi	kmph mph
4.00-8 NHS	8	TT	2.5	422 16.6	112 4.4	1219 48	188 7.4	580 1279	9.7 141	10 6
300-15 NHS	20	TT	8	846 33.3	300 11.8	2435 95.9	376 14.8	6500 14330	9.3 135	15 9
32X12.1-15 NHS	24	TT	9.75	828 32.6	305 12	2489 98	376 14.8	4250 9370	10.3 149	10 6
7.50-16 NHS	16	TT	6.00G	833 32.8	221 8.7	2413 95	373 14.7	2900 6393	10.3 149	10 6

Size	Rim	Unloaded Dimension		Loaded Static radius	RC	Load Index PR Symbols	Inflation Pressure bar psi	Recommended Load kg (lbs)	
								Speed km/h (mph)	
		SW	OD					Load Wheel	Steer Wheel
		mm	mm	mm	mm			15	25
		in	in	in	in			9	16
5.00-8NHS	3.00D	131	469	208	1339	10	10	1250	950
		5.2	18.5	8.2	52.7		145	2756	2094
5.00-8NHS	3.00D	131	469	220	1428	12	10	1450	1090
		5.2	18.5	8.7	56.2		145	3197	2403
6.00-9NHS	4.00E	165	544	240	1549	10	8.6	1685	1280
		6.5	21.4	9.4	61		125	3715	2822
6.00-9NHS	4.00E	165	544	250	1633	14	10	1900	1450
		6.5	21.4	9.8	64.3		145	4190	3200
6.50-10NHS	5.00F	183	602	266	1714	12	9.7	2150	1635
		7.2	23.7	10.5	67.5		141	4740	3610
6.50-10NHS	5.00F	183	602	275	1718	14	10	2360	1800
		7.2	23.7	10.8	67.6		145	5203	3968
23x9-10NHS (225/75-10NHS)	6.50F	229	584	258	1780	20	10	3445	2650
		9	23	10.2	70.1		145	7595	5842
7.00-12NHS	5.00S	192	683	309	2050	12	8.6	2720	2065
		7.6	26.9	12.2	80.7		125	6000	4550
7.00-15NHS	6	213	767	266	1714	12	8.6	3150	2395
		8.4	30.2	10.5	67.5		125	6950	5280
7.00-15NHS	6	213	767	355	2324	14	9.75	3350	2575
		8.4	30.2	14	91.5		141	7385	5677
7.50-15 NHS	L6	215	808	361	2327	12	7.9	3490	2650
		8.5	31.8	14.2	91.6		115	7690	5840
7.50-15NHS	6.00BD	223	808	355	2442	16	10	4000	3000
		8.8	31.8	14	96.1		145	8820	6610
8.25-15	6.5	236	847	377	2427	14	10	4255	3235
		9.3	33.3	14.8	95.6		145	9380	7130
8.25-15NHS	6.5	240	847	374	2574	18	10	4250	3650
		9.4	33.3	14.7	101.3		145	9370	8050
28X9-15 (8.15-15) NHS	7	221	706	321	2064	14	9.7	3415	2595
		8.7	27.8	12.6	81.3		141	7530	5720
250-15NHS	7.5	244	739	336	2206	16	9.3	4285	3265
		9.6	29.1	13.2	86.9		135	9450	7200
250-15NHS (250/70-15NHS)	7.5	250	740	347	2257	20	10	5190	3875
		9.8	29.1	13.7	88.9		145	11442	8543
9.00-20NHS	7	259	1038	463	3057	14	6.9	5805	4425
		10.2	40.9	18.2	120.4		100	12800	9760
11.00-20NHS	8	293	1104	511	3319	22	10	7500	6300
		11.5	43.5	20.1	130.7		145	16540	13890
12.00-20NHS	8.5	315	1146	509	3280	28	10	9750	7500
		12.4	45.1	20	129.1		145	21495	16535
12.00-24NHS	8.5	315	1247	558	3720	24	10	10750	8250
		12.4	49.1	22	146.5		145	23700	18190

Size	Rim	Unloaded Dimension		Loaded Static radius	RC	Load Index PR Symbols	Inflation Pressure bar psi	Recommended Load kg (lbs)	
								Speed km/h (mph)	
		SW	OD					Load Wheel	Steer Wheel
		mm	mm	mm	mm			15	15
		in	in	in	in			9	9
21x8-9NHS	6.00E	203	533	236	1520	18	10	2756	2120
		8	21	9.3	59.8		145	6080	4670

Size	Rim	Unloaded Dimension		Loaded Static radius	RC	Load Index PR Symbols	Inflation Pressure bar psi	Recommended Load kg (lbs)	
								Speed km/h (mph)	
		SW	OD					Load Wheel	Steer Wheel
		mm	mm	mm	mm			25	25
		in	in	in	in			16	16
7.00-12NHS	5.00S	192	683	329	2108	16	10	2912	2240
		7.6	26.9	13	83		145	6420	4940

Size	Rim	Unloaded Dimension		Loaded Static radius	RC	Load Index PR Symbols	Inflation Pressure bar psi	Recommended Load kg (lbs)	
								Speed km/h (mph)	
								FORKLIFT	
		SW	OD						
		mm	mm	mm	mm			25	15
		in	in	in	in			16	9
28x12.5-15NHS	9.75	305	705	316	2125	24	10	4375	5690
		12	27.8	12.4	83.7		145	9650	12540
355/65-15NHS	9.75	355	843	381	2534	24	10	6000	8000
		14	33.2	15	99.8	170	145	13230	17640

Size	Rim	Unloaded Dimension		Loaded Static radius	RC	Load Index PR Symbols	Inflation Pressure bar psi	Recommended Load kg (lbs)			
								Speed km/h (mph)			
								Load Wheel		Steer Wheel	
		SW	OD								
		mm	mm	mm	mm			10	15	15	20
		in	in	in	in			6	9	9	12
10.00-20NHS	7.5	278	1074	477	3071	16	7.5	6765	6085	5140	4520
		10.9	42.3	18.8	120.9		109	14910	13420	11330	9970

Size	Rim	Unloaded Dimension		Loaded Static radius	RC	Load Index PR Symbols	Inflation Pressure bar psi	Recommended Load kg (lbs)		
								Speed km/h (mph)		
								Load Wheel		Steer Wheel
		SW	OD							
		mm	mm	mm	mm			15	20	25
		in	in	in	in			9	12	16
10.00-20NHS	7.5	278	1075	497	3235	20	10	7500	6900	5800
		10.9	42.3	19.6	127.4		145	16535	15212	12787
14.00-24NHS	10.00W	375	1375	604	4089	28	10	-	13200	11200
		14.8	54.1	23.8	161		145	-	29101	24692
250-15NHS	7.5	244	739	336	2206	16	9.3	4285	13.2	3265
		9.6	29.1	13.2	86.9		9.6	29.1		86.9

GALAXY SUPER TRAC IND-3

HEAVY DUTY FORKLIFT

EMPTY CONTAINER HANDLER

Galaxy Super Trac is a premium all purpose tire for mining, industrial & port applications. Robust nylon casing & reinforced high strength bead provide excellent stability. Special tread compound provides extra long life even on abrasive surfaces. The tire has high ground contact area for good traction on paved surfaces. Continuous lug pattern helps to mitigate the chances of lug chunking and tire damage. The Super Trac has high lateral stability, enabling it to carry heavy load on concrete/hard surfaces. Extra thick side wall limits flexing during operation, thus lesser heat is generated. This reduces the probability of sidewall damage and results in longer service life of the tire.

Size	Rim	Unloaded dimension		Static Loaded Radius	RC	Load Index/ Speed Symbol	Inflated Pressure	Recommend load, kg (lbs)												
								Speed (kmph/mph)												
								Load Wheel							Steer Wheel					
		SW	OD																	
		mm	mm	mm	mm		bar	Static	Creep	5	10	15	20	25	Static	Creep	5	10	15	20	25
		in	in	in	in		psi	kmph	kmph	3	6	9	12	16	kmph	kmph	3	6	9	12	16
14.00-24NHS	10.00 24	375	1368	605	4089	28	10	18540	16480	14940	13910	13390	13080	12880	14830	13180	11950	11130	10710	10460	10300
		14.8	53.9	23.8	161		145	40870	36330	32940	30670	29520	28840	28400	32700	29060	26350	24540	23610	23060	22710
16.00-25	11.25/2.0	432	1493	686	4460	28	9	20700	18400	16680	15530	14950	14610	14380	16560	14720	13340	12420	11960	11690	11500
		17	58.8	27	175.6		131	45640	40570	36770	34240	32960	32210	31700	36510	32450	29410	27380	26370	25770	25350

GALAXY YARDMASTER IND-3

CRC CUT RESISTANT COMPOUND | ARC ABRASION RESISTANT COMPOUND | WRC WEAR RESISTANT COMPOUND

FORKLIFT

The Galaxy Yardmaster is a premium service tire designed to operate in the most demanding applications. Engineered with a heavy duty construction to resist abrasions, punctures and impacts. The wide, flat tread profile provides excellent stability in forklift applications.

Size	Rim	Unloaded Dimension		Loaded Static radius	RC	PR	Inflation Pressure bar psi	Recommend load, kg (lbs) Speed (kmph/mph)	
		SW	OD	mm	mm			Load Wheel	Steer Wheel
		mm	mm	in	in			15	25
								9	16
5.00-8NHS	3.00D	131	469	208	1339	10	10	1250	950
		5.2	18.5	8.2	52.7		145	2760	2090
18X7-8NHS	4.33	168	465	224	1443	16	10	2130	1640
		6.6	18.3	8.8	56.8		145	4700	3620
8.25-15NHS	6.50 L6.5 6.50BD	236	847	377	4255	14	8.3	4255	3235
		9.3	33.3	14.8	167.5		120	9380	7130
8.25-15 NHS	15	236	847	377	2427	16	9.7	4660	3540
		9.3	33.3	14.8	95.6		141	10270	7800
6.00-9 NHS	4.00E	165	544	240	1549	12	10	1875	1425
		6.5	21.4	9.4	61		145	4134	3142
21X8-9NHS	6.00E 6.00	203	533	236	1520	14	10	2350	1785
		8	21	9.3	59.8		145	5180	3940
21X8-9NHS	6.00E 6.00 L6	202	536	236	1520	16	11.4	2500	1900
		8	21.1	9.3	59.8		165	5510	4190
6.50-10NHS	5.00F 5.50F	183	602	266	1714	12	9.7	2150	1635
		7.2	23.7	10.5	67.5		141	4740	3610
7.00-12NHS	5.00S 5.00	192	683	304	1956	12	8.6	2720	2065
		7.6	26.9	12	77		125	6000	4550
7.00-12NHS	5.00S	192	683	304	1956	14	10	2965	2255
		7.6	26.9	12	77		145	6540	4970
7.00-15NHS	5.5/6.00/5.50BD	213	767	345	2221	12	1.8	3150	2395
		8.4	30.2	13.6	87.4		26	6945	5280
7.00-15NHS	6	213	767	345	2221	12	8.6	3150	2395
		8.4	30.2	13.6	87.4		125	6945	5280
7.00-15NHS	6	213	767	345	2221	14	10	3435	2610
	5.5	8.4	30.2	13.6	87.4		145	7573	5754
7.50-15NHS	6.00 L6	215	808	361	2327	14	9.2	3750	2900
		8.5	31.8	14.2	91.6		133	8267	6393
7.50-15NHS	6	215	808	366	2327	12	7.9	3490	2650
		8.5	31.8	14.4	91.6		115	7690	5840
8.25-15NHS	6.50 L6.5 6.50BD	236	847	377	4255	14	8.3	4255	3235
		9.3	33.3	14.8	167.5		120	9381	7132
8.25-15 NHS	15	236	847	377	2427	16	9.7	4660	3540
		9.3	33.3	14.8	95.6		141	10274	7804
28X9-15 (8.15-15)NHS	7.0 7.00BD	221	706	321	2064	14	9.7	3415	2595
		8.7	27.8	12.6	81.3		141	7530	5720
28X9-15NHS	7	221	706	319	2125	16	10	3550	2725
		8.7	27.8	12.6	83.7		145	7826	6008
250-15NHS	7.50 7.50BD	250	735	336	2163	16	9.3	4285	3265
	7.0	9.8	28.9	13.2	85.2		135	9447	7198
250-15 NHS	7.50BD	250	735	336	2163	20	10	5190	3875
		9.8	28.9	13.2	85.2		145	11442	8543
300-15NHS	8.0 8.00BD	300	840	378	2434	20	9.3	6575	4990
		11.8	33.1	14.9	95.8		135	14500	11000

GALAXY LIFTER SDS SOLID

FORKLIFT

Galaxy Lifer SDS (Severe Duty Solid) is specially designed for Forklift applications. It is the ideal tire for harsh environments like waste handling, metal recycling, construction and demolishing sites.

Size	Rim	S.W.	O.D.	60J	Rim Type	Rad / Bia / Sol	Load Capacity (kg/lbs) Speed (kmph/mph)					
							Static	Counter Balance Lift Trucks		Other Vehicles		
		mm	mm	mm			0kmph	Load Wheels	Steer Wheels	6	10	25
		inch	inch	inch				25 16	25 16	4	6	25
5.00-8	3.00D	122 4.8	455 17.9	39.5	Standard Heel Quick Heel	Solid - Resilient	1645 3626	1415 3119	1090 2403	1415 3119	1285 2832	1090 2403
18X7-8	4.33R	154 6	453 17.8	43.5	Standard Heel Quick Heel	Solid - Resilient	2490 5489	2145 4728	1650 3637	2145 4728	1945 4287	1650 3637
16X6-8	4.33R	149 5.8	407 16	37.5	Quick Heel	Solid - Resilient	1735 3825	1495 3295	1150 2535	1495 3295	1360 2998	1150 2535
15X4½-8	3.00D	111 4.3	376 14.8	31.5	Quick Heel Standard Heel	Solid - Resilient Solid - Resilient	1210 2667 1208 2663	1040 2292 1040 2292	800 1763 800 1763	1040 2292 1040 2292	945 2083 945 2083	800 1763 800 1763
6.00-9	4.00E	137 5.3	523 20.5	44.5	Standard Heel	Solid - Resilient	2190 4828	1885 4155	1450 3196	1885 4155	1710 3769	1450 3196
140/55-9	4.00E	132 5.1	380 14.9	28	Standard Heel Quick Heel	Solid - Resilient	1359 2996	1170 2579	900 1984	1170 2579	1060 2336	900 1984
6.50-10 NHS	5.00F	164 6.4	565 22.2	46.5	Standard Heel	Solid - Resilient	2720 5995	2340 5157	1800 3967	2340 5157	2125 4684	1800 3967
23X9-10	6.50F	198 7.7	582 22.9	51	Quick Heel Standard Heel	Solid - Resilient	4002 8820	3445 7593	2650 5841	3445 7593	3125 6888	2650 5841
200/50-10	6.50F	192 7.5	461 18.1	36	Standard Heel Quick Heel	Solid - Resilient	2870 6327	2470 5445	1900 4188	2470 5445	2240 4938	1900 4188
7.00-12	5.00S	168 6.6	647 25.4	50.5	Standard Heel	Solid - Resilient	3380 7451	2920 6437	2240 4938	2920 6437	2645 5831	2240 4938
8.25-15	6.5	210 8.2	810 31.8	64.5	Standard Heel Quick Heel	Solid - Resilient	5510 12147	4750 10471	3650 8046	4750 10471	4300 9479	3650 8046
7.00-15	5.5	180 7	725 28.5	51.5	Standard Heel Quick Heel	Solid - Resilient	4115 9072	3545 7815	2725 6007	3545 7815	3215 7087	2725 6007
300-15	8	256 10	814 32	75.5	Standard Heel Quick Heel	Solid - Resilient	6795 14980	5850 12897	4500 9920	5850 12897	5310 11706	4500 9920
28X9-15	7	218 8.5	686 27	53.5	Quick Heel Standard Heel	Solid - Resilient	4530 9986	3900 8598	3000 6613	3900 8598	3540 7804	3000 6613
250-15	7	230 9	716 28.1	62	Quick Heel Standard Heel	Solid - Resilient	5510 12147	4745 10460	3650 8046	4745 10460	4310 9501	3650 8046
10.00-20	7.5	250 9.8	1008 39.6	78.5	Quick Heel Standard Heel	Solid - Resilient	7550 16640	6000 13224	5000 11020	6000 13224	5450 12012	5000 11020

GALAXY LIFTOP SDS

SOLID

AS ALL STEEL | C+C CUT&CHIP RESISTANT COMPOUND | WRC WEAR RESISTANT COMPOUND

FORKLIFT

Lifttop SDS is the latest addition to the Galaxy's extensive range of forklift tires. This non-marking tire is specially designed for forklifts performing severe duty applications in warehouses. The robust 3-stage construction ensures manifold advantages like superior riding comfort, minimum heat build up, enhanced shock absorption and excellent durability. Special tread design with optimum tread depth ensures grip and stability.

Size	Rim	Unloaded Dimension		Recommend load, kg (lbs) Speed (kmph/mph) Tire load capacity on Forklift, Kg@25kmph	
		SW	OD	Load Wheel	Steer Wheel
		mm	mm	25	25
		in	in	kmph	kmph
5.00-8	3.00D	120 4.7	450 17.7	1415	1090
18x7-8 (180/70.8)	4.33R	157 6.2	450 17.7	2145 4730	1650 3640
16x6-8 (150/75-8)	4.33R	140 5.5	406 16	1270 2800	975 2150
15x4 1/2-8 (125/75-8)	3.00D 3.25	105 4.1	368 14.5	1040 2290	800 1760
6.00-9	4.00E-09	138 5.4	520 20.5	1885 4160	1450 3200
21x8-9 (200/75-9)	6	188 7.4	517 20.4	2755 6070	2120 4670
140/55-9	4.00E-09	125 4.9	376 14.8	1170 2580	900 1980
6.50-10	5.50F	160 6.3	566 22.3	2340 5160	1800 3970
23x9-10 (225/75-10)	6.50E-10	194 7.6	580 22.8	3160 6970	2430 5360
7.00-12	5	172 6.8	646 25.4	2920 6440	2240 4940
27x10-12 (250/75-12)	8.00G	240 9.4	672 26.5	3900 8600	3000 6610
23x10-12	8.00G	232 9.1	580 22.8	3770 8310	2900 6390
8.25-15	6.5	192 7.6	808 31.8	4750 10470	3650 8050
8.15-15 (28x9-15)	7	221 8.7	678 26.7	3445 7600	2650 5840
7.00-15	5.5	180 7.1	705 27.8	3545 7820	2725 6010
3.00-15 (315/70-15)	8	242 9.5	806 31.7	5850 12900	4500 9920
2.50-15 (250/70-15)	7.5	220 8.7	706 27.8	4745 10460	3650 8050
21x8-9 (200/75-9)	6.00-9	188 7.4	517 20.4	2755 6070	2120 4670
6.00-9	4.00E-09	138 5.4	520 20.5	1885 4160	1450 3200

GALAXY MFS 101 SDS

SOLID

WRC
WEAR RESISTANT COMPOUND

FORKLIFT

Galaxy MFS 101 SDS is a new generation solid tire, purpose-built to meet the needs of heavy-duty warehousing and industrial applications. As long service hours of forklift application leads to driver discomfort, Galaxy MFS 101 SDS is designed to provide reduced vibrations, improved cushioning and stability on hard and smooth surface applications. Its 3-stage construction with high wear resistance and improved steerability makes it an ideal workhorse for a variety of indoor and outdoor applications.

Size	Rim	S.W.	O.D.	60J	Rim Type	Rad / Bia / Sol	Load Capacity (kg/lbs) Speed (kmph/mph)					
							Static	Counter Balance Lift Trucks		Other Vehicles		
		mm	mm	mm				Load Wheels	Steer Wheels	6	10	25
		inch	inch	inch				25 16	25 16	4	6	25
5.00-8	3.75-8	118 4.64	458 18.03	46 58.42	Standard Heel	Solid - Resilient	1645 3626	1415 3119	1090 2403	1415 3119	1285 2832	1090 2403
					Quick Heel	Solid - Resilient	1645 3626	1415 3119	1090 2402	1415 3119	1285 2832	1090 2402
15X41/2-8	8	113 4.44	377 14.8	32 40.64	Quick Heel	Solid - Resilient	1208 2667	1040 2292	800 1763	1040 2292	945 2083	800 1763
		122 4.8	455 17.9	39.5 50.165	Standard Heel	Solid - Resilient	1645 3626	1415 3119	1090 2402	1415 3119	1285 2832	1090 2402
16X6-8	4.33R	152 5.98	417 16.4	38 48.26	Quick Heel	Solid - Resilient	1737 3829	1495 3295	1150 2535	1495 3295	1360 2998	1150 2535
					Standard Heel	Solid - Resilient	1737 3824	1495 3295	1150 2535	1495 3295	1360 2997	1150 2535
18X7-8	4.33R	152 5.98	453 17.8	44.5 56.515	Standard Heel	Solid - Resilient	2490 5488	2145 4728	1650 3637	2145 4728	1945 4287	1650 3637
18x9-8	7	209 8.22	464 18.2	47 59.69	Standard Heel	Solid - Resilient	2945 6492	2535 5588	1950 4299	2535 5588	2300 5070	1950 4299
					Quick Heel	Solid - Resilient	2945 6492	2535 5588	1950 4299	2535 5588	2300 5070	1950 4299
140/55-9	4.00E	130 5.11	375 14.7	27 34.29	Standard Heel	Solid - Resilient	1360 2997	1170 2579	900 1984	1170 2579	1060 2336	900 1984
					Quick Heel	Solid - Resilient	1360 2997	1170 2579	900 1984	1170 2579	1060 2336	900 1984
21X8-9 NHS	6.00E	183 7.2	524 20.6	53 67.31	Standard Heel	Solid - Resilient	3200 7053	2755 6072	2120 4672	2755 6072	2500 5510	2120 4672
					Quick Heel	Solid - Resilient	3200 7053	2755 6072	2120 4672	2755 6072	2500 5510	2120 4672
6.00-9 NHS	4.00E-09	135 5.31	529 20.8	54 68.58	Standard Heel	Solid - Resilient	2190 2190	1885 4155	1450 3196	1885 4155	1710 3769	1450 3196
					Quick Heel		4827 1735	1885 4155	1450 3196	1885 4155	1710 3769	1450 3196
23X5 (150/100-13)	3.75P	138 5.43	622 24.4	52 66.04	Quick Heel	Solid - Resilient	1735 3824	1495 3295	1150 2535	1495 3295	1350 2975	1150 2535
					Standard Heel	Solid - Resilient	1735 3824	1495 3295	1150 2535	1495 3295	1350 2975	1150 2535
180/60-10	5.00F	160 6.2	456 17.9	36 45.72	Standard Heel	Solid - Resilien	2795 6161	2410 5313	1850 4078	2410 5313	2180 4806	1850 4078
					Quick Heel	Solid - Resilient	2795 6161	2410 5313	1850 4078	2410 5313	2180 4806	1850 4078
200/50-10 NHS	6.50F	193 7.59	458 18	37.5 47.625	Quick Heel	Solid - Resilient	2870 6325	2470 5444	1900 4188	2470 5444	2240 4937	1900 4188
					Standard Heel	Solid - Resilient	2870 6325	2470 5444	1900 4188	2470 5444	2240 4937	1900 4188
23X9-10	6.50F	198 7.79	582 22.9	51 64.77	Quick Heel	Solid - Resilient	4002 8822	3445 7594	2650 5842	3445 7594	3125 6889	2650 5842
					Standard Heel	Solid - Resilient	4002 8822	3445 7594	2650 5842	3445 7594	3125 6889	2650 5842

Size	Rim	S.W.	O.D.	60J	Rim Type	Rad / Bia / Sol	Load Capacity (kg/lbs) Speed (kmph/mph)					
							Static	Counter Balance Lift Trucks		Other Vehicles		
		mm	mm	mm				Load Wheels	Steer Wheels	6	10	25
		inch	inch	inch				25 16	25 16	4	6	25
6.50-10	5.50F	164 6.45	565 22.24	46.5 59.055	Quick Heel	Solid - Resilient	2720 5996	2340 5158	1800 3968	2340 5158	2125 4684	1800 3968
					Standard Heel	Solid - Resilient	2720 5996	2340 5158	1800 3968	2340 5158	2125 4684	1800 3968
23X10-12	8.00G	232 9.13	580 22.83	50 63.5	Quick Heel	Solid - Resilient	9654 4530	3770 8311	2900 6393	3770 8311	3420 7539	2900 6393
					Standard Heel	Solid - Resilient	9654 4530	3770 8311	2900 6393	3770 8311	3420 7539	2900 6393
27X10-12	8.00G	240 9.44	672 26.45	62 78.74	Quick Heel	Solid - Resilient	9986 5210	3900 8598	3000 6613	3540 8598	3000 7804	3900 6613
					Standard Heel	Solid - Resilient	9986 5210	3900 8598	3000 6613	3540 8598	3000 7804	3900 6613
315/45-12	10.00G	285 11.2	574 22.59	48 60.96	Quick Heel	Solid - Resilient	9986 5210	4485 9887	3450 7605	4485 8972	4070 7605	3450 9887
					Standard Heel	Solid - Resilient	9986 5210	4485 9887	3450 7605	4485 8972	4070 7605	3450 9887
7.00-12 NHS	5.00S	168 6.6	647 25.4	50.5 64.135	Standard Heel	Solid - Resilient	7450 5510	2920 6436	2240 4937	2920 6436	2645 5830	2240 4937
250-15	7.5	230 9.05	716 28.1	62 78.74	Quick Heel	Solid - Resilient	12147 5510	4745 10460	3650 8046	4745 10460	4310 9501	3650 8046
					Standard Heel		12144 4530	4745 10458	3650 8045	4745 10458	4310 9499	3650 8045
28X9-15 (8.15-15)	6.5	218 8	686 27	53.5 67.945	Quick Heel	Solid - Resilient	9986 6795	3900 8598	3000 6613	3900 8598	3540 7804.3548	3000 6613
					Standard Heel	Solid - Resilient	9986 6795	3900 8598	3000 6613	3900 8598	3540 7804.3548	3000 6613
300-15 NHS	8	256 10.07	814 32	75.5 95.885	Quick Heel	Solid - Resilient	14976 6605	5850 12893	4500 9918	5850 12893	5310 11703	4500 9918
					Standard Heel	Solid - Resilient	14976 6605	5850 12893	4500 9918	5850 12893	5310 11703	4500 9918
355/45-15	9.75	291 11.4	683 26.8	52 66.04	Standard Heel	Solid - Resilient	14561 6605	5690 12544	4375 9645	5690 12544	5165 11386	4375 9645
					Quick Heel	Solid - Resilient	14561 6610	5690 12544	4375 9645	5690 12544	5165 11386	4375 9645
355/50-15	9.75	291 11.4	715 28.1	57 72.39	Standard Heel	Solid - Resilient	14572 5360	5690 12544	4375 12544	5690 12544	5165 11386	4375 9645
					Quick Heel	Solid - Resilient	11816 9060	4615 10174	3550 7826	4615 10174	4190 9237	3550 7826
355/65-15	9.75	291 11.4	823 32.4	77 97.79	Standard Heel	Solid - Resilient	19973 9060	7800 17196	6000 13227	7085 15619	6430 14175	5450 12015
					Quick Heel	Solid - Resilient	19973 4115	7800 17196	6000 13227	7085 15619	6430 14175	5450 12015
7.00-15	6	180 7.08	725 28.5	51 64.77	Standard Heel	Solid - Resilient	9072 4115	3545 7815	2725 6007	3545 7815	3215 7087	2725 6007
					Quick Heel	Solid - Resilient	9072 4530	3545 7815	2725 6007	3545 7815	3215 7087	2725 6007
7.50-15	5.5	194 7.63	752 29.6	61 77.47	Quick Heel	Solid - Resilient	9986 4530	3900 8598	3000 6613	3900 8598	3540 7804	3000 6613
					Standard Heel	Solid - Resilient	9986 4530	3900 8598	3000 6613	3900 8598	3540 7804	3000 6613
8.15-15 NHS	7	218 8.58	686 27	53.5 67.945	Standard Heel	Solid - Resilient	9984 5360	3900 8596	3000 6612	3900 8596	3540 7802	3000 6612
8.25-15	5.5	210 8.26	810 31.8	64.5 81.915	Quick Heel	Solid - Resilient	5510 12144	4750 10469	3650 8045	4750 10469	4300 9477	3650 8045
					Standard Heel	Solid - Resilient	5510 12144	4750 10469	3650 8045	4750 10469	4300 9477	3650 8045

GALAXY YM SDS LUG

SOLID

SC SPECIAL COMPOUND

WRC WEAR RESISTANT COMPOUND

FORKLIFT

Designed for challenging yard operations as well as wet and unprepared flooring, the YM SDS LUG tire delivers superior traction and stability. Its specialized lug pattern ensures lateral traction, even on slippery or wet surfaces, making it ideal for demanding conditions. Whether maneuvering on uneven floors or through wet areas, this tire provides exceptional stability to machines, ensuring efficient performance and minimizing slippage. The YM SDS LUG is the perfect solution for applications where traction is critical for productivity and safety.

POB SOLIDS - LUG TYPE - STANDARD BLACK

Size	Type	OD	SW	Recommended Load	Speed
		mm in	mm in	kg lbs	kmph mph
16x6x101/2	SOLID	406.4 16	152.4 6	1910 4211	10 6
18x6x121/8	SOLID	457.2 18	152.4 6	2100 4630	10 6
18x7x121/8	SOLID	457.2 18	177.8 7	2550 5622	10 6
18x8x121/8	SOLID	457.2 18	203.2 8	2999 6614	10 6
21x7x15	SOLID	533.4 21	177.8 7	2875 6338	10 6
14x41/2x8	SOLID	355.6 14	114.3 4.5	1170 2579	10 6

POB SOLIDS - LUG TYPE - NON MARKING

Size	Type	OD	SW	Recommended Load	Speed
		mm in	mm in	kg lbs	kmph mph
16x5x101/2	SOLID	406.4 16	127 5	1510 3329	10 6
18x7x121/8	SOLID	457.2 18	177.8 7	2550 5622	10 6
21x7x15	SOLID	533.4 21	177.8 7	2875 6338	10 6
22x12x16	SOLID	558.8 22	304.8 12	5624 12401	10 6
28x12x22	SOLID	711.2 28	304.8 12	6024 13283	10 6

GALAXY YM SDS SM

SOLID

SC SPECIAL COMPOUND

WRC WEAR RESISTANT COMPOUND

FORKLIFT

The Galaxy YM SDS SM tire is designed for demanding industrial applications, particularly for use on steer wheel positions where fast wear is a concern. Its smooth tread design ensures excellent traction in dry conditions, thanks to the full contact patch that maximizes surface grip. Additionally, the tire is built to withstand the rigors of warehouse environments, with robust construction that helps prevent damage from snags caused by dock levellers and floor plates. This makes the Galaxy YM SDS SM a durable and reliable choice for operations requiring consistent performance and enhanced longevity.

POB SOLIDS - SMOOTH TYPE - STANDARD BLACK

Size	Type	OD	SW	Recommended Load	Speed
		mm in	mm in	kg lbs	kmph mph
13x51/2x8	SOLID	330.2 13	139.7 5.5	1290 2844	10 6
14x5x10	SOLID	355.6 14	127 5	1335 2943	10 6
16x5x101/2	SOLID	406.4 16	127 5	1510 3329	10 6
16x6x101/2	SOLID	406.4 16	152.4 6	1910 4211	10 6
16x7x101/2	SOLID	406.4 16	177.8 7	2325 5126	10 6
15x5x111/4	SOLID	381 15	127 5	1390 3064	10 6
161/4x5x111/4	SOLID	412.75 16.25	127 5	1530 3373	10 6
161/4x6x111/4	SOLID	412.75 16.25	152.4 6	1920 4233	10 6
161/4x7x111/4	SOLID	412.75 16.25	177.8 7	2325 5126	10 6
18x5x121/8	SOLID	457.2 18	127 5	1640 3616	10 6
18x6x121/8	SOLID	457.2 18	152.4 6	2100 4630	10 6
18x7x121/8	SOLID	457.2 18	177.8 7	2550 5622	10 6
18x8x121/8	SOLID	457.2 18	203.2 8	2999 6614	10 6
21x7x15	SOLID	533.4 21	177.8 7	2875 6338	10 6
21x8x15	SOLID	533.4 21	203.2 8	3374 7441	10 6
21x9x15	SOLID	533.4 21	228.6 9	3899 8598	10 6
22x12x16	SOLID	558.8 22	304.8 12	5624 12401	10 6
22x8x16	SOLID	558.8 22	203.2 8	3499 7716	10 6
22x9x16	SOLID	558.8 22	228.6 9	4049 8929	10 6
28x12x22	SOLID	711.2 28	304.8 12	6024 13283	10 6
10x5x61/2	SOLID	254 10	127 5	1015 2238	10 6
14x41/2x8	SOLID	355.6 14	114.3 4.5	1170 2579	10 6
12X4 1/2-8	SOLID	304.8 12	114.3 4.5	1575 3472	10 6

POB SOLIDS - SMOOTH TYPE - NON MARKING

Size	Type	OD	SW	Recommended Load	Speed
		mm in	mm in	kg lbs	kmph mph
13x51/2x8	SOLID	330.2 13	139.7 5.5	1290 2844	10 6
14x5x10	SOLID	355.6 14	127 5	1335 2943	10 6
16x5x101/2	SOLID	406.4 16	127 5	1510 3329	10 6
16x6x101/2	SOLID	406.4 16	152.4 6	1910 4211	10 6
16x7x101/2	SOLID	406.4 16	177.8 7	2325 5126	10 6
15x5x111/4	SOLID	381 15	127 5	1390 3064	10 6
161/4x5x111/4	SOLID	412.75 16.25	127 5	1530 3373	10 6
161/4x6x111/4	SOLID	412.75 16.25	152.4 6	1920 4233	10 6
161/4x7x111/4	SOLID	412.75 16.25	177.8 7	2325 5126	10 6
18x5x121/8	SOLID	457.2 18	127 5	1640 3616	10 6
18x6x121/8	SOLID	457.2 18	152.4 6	2100 4630	10 6
18x7x121/8	SOLID	457.2 18	177.8 7	2550 5622	10 6
18x8x121/8	SOLID	457.2 18	203.2 8	2999 6614	10 6
21x7x15	SOLID	533.4 21	177.8 7	2875 6338	10 6
21x8x15	SOLID	533.4 21	203.2 8	3374 7441	10 6
21x9x15	SOLID	533.4 21	228.6 9	3899 8598	10 6
22x12x16	SOLID	558.8 22	304.8 12	5624 12401	10 6
22x8x16	SOLID	558.8 22	203.2 8	3499 7716	10 6
22x9x16	SOLID	558.8 22	228.6 9	4049 8929	10 6
28x12x22	SOLID	711.2 28	304.8 12	6024 13283	10 6
10x5x61/2	SOLID	254 10	127 5	1015 2238	10 6
14x41/2x8	SOLID	355.6 14	114.3 4.5	1170 2579	10 6

GALAXY YM SDS TR

SOLID

SC SPECIAL COMPOUND

WRC WEAR RESISTANT COMPOUND

FORKLIFT

The YM SDS TR tire is built for high performance in demanding environments like loading docks and outdoor applications. Its wider, aggressive tread pattern delivers exceptional traction on uneven and wet surfaces, while the deeper tread depth ensures a long-lasting grip. The reinforced tread profile enhances load-carrying capacity, and the larger footprint improves stability, all while minimizing noise and vibration for a smoother, quieter ride. This tire is built to provide reliable performance and durability in heavy-duty operations.

TRACTION STANDARD BLACK

Size	Type	OD	SW	Recommended Load	Speed
		mm in	mm in	kg lbs	kmph mph
14x5x10	SOLID	355.6 14	127 5	1335 2943	10 6
16x5x101/2	SOLID	406.4 16	127 5	1510 3329	10 6
16x6x101/2	SOLID	406.4 16	152.4 6	1910 4211	10 6
16x7x101/2	SOLID	406.4 16	177.8 7	2325 5126	10 6
15x5x111/4	SOLID	381 15	127 5	1390 3064	10 6
161/4x5x111/4	SOLID	412.75 16.25	127 5	1530 3373	10 6
161/4x6x111/4	SOLID	412.75 16.25	152.4 6	1920 4233	10 6
18x5x121/8		457.2 18	127 5	1640 3616	10 6
18x6x121/8	SOLID	457.2 18	152.4 6	2100 4630	10 6
18x7x121/8	SOLID	457.2 18	177.8 7	2550 5622	10 6
18x8x121/8	SOLID	457.2 18	203.2 8	2999 6614	10 6
21x7x15	SOLID	533.4 21	177.8 7	2875 6338	10 6
21x8x15	SOLID	533.4 21	203.2 8	3374 7441	10 6
21x9x15	SOLID	533.4 21	228.6 9	3899 8598	10 6
22x12x16	SOLID	558.8 22	304.8 12	5624 12401	10 6
22x14x16	SOLID	558.8 22	355.6 14	6714 14804	10 6
22x8x16	SOLID	558.8 22	203.2 8	3499 7716	10 6
22x9x16	SOLID	558.8 22	228.6 9	4049 8929	10 6
28x12x22	SOLID	711.2 28	304.8 12	6024 13283	10 6
10x5x61/2	SOLID	254 10	127 5	1015 2238	10 6
14x41/2x8	SOLID	355.6	114.3 14	1170	10

TRACTION NON MARKING

Size	Type	OD	SW	Recommended Load	Speed
		mm in	mm in	kg lbs	kmph mph
16x5x101/2	SOLID	406.4 16	127 5	1510 3329	10 6
16x6x101/2	SOLID	406.4 16	152.4 6	1910 4211	10 6
16x7x101/2	SOLID	406.4 16	177.8 7	2325 5126	10 6
15x5x111/4	SOLID	381 15	127 5	1390 3065	10 6
161/4x5x111/4	SOLID	412.75 16.25	127 5	1530 3373	10 6
161/4x6x111/4	SOLID	412.75 16.25	152.4 6	1920 4233	10 6
18x5x121/8	SOLID	457.2 18	127 5	1640 3616	10 6
18x6x121/8	SOLID	457.2 18	152.4 6	2100 4630	10 6
18x7x121/8	SOLID	457.2 18	177.8 7	2550 5622	10 6
18x8x121/8	SOLID	457.2 18	203.2 8	2999 6614	10 6
21x7x15	SOLID	533.4 21	177.8 7	2875 6338	10 6
21x8x15	SOLID	533.4 21	203.2 8	3374 7441	10 6
21x9x15	SOLID	533.4 21	228.6 9	3899 8598	10 6
22x9x16	SOLID	558.8 22	228.6 9	4049 8929	10 6
28x12x22	SOLID	711.2 28	304.8 12	6024 13283	10 6

GALAXY HM-300E

IND-3

HRC
HEAT RESISTANT COMPOUND

HEAVY DUTY FORKLIFT

EMPTY CONTAINER HANDLER

HM 300E is designed with a deep tread for outstanding performance with extended wear. The strong casing with multiple layers provide lateral stability and give higher load carrying capacity. The special tread compound and insulation between layers resist heat build-up and providing excellent service on hard surfaces.

Size	Rim	Unloaded dimension		Static Loaded Radius	RC	Load Index/ Speed Symbol	Inflated Pressure	Recommend load, kg (lbs)													
								Speed (kmph/mph)													
								Load Wheel							Steer Wheel						
		SW	OD																		
		mm	mm	mm	mm		bar	Static	Creep	5	10	15	20	25	Static	Creep	5	10	15	20	25
		in	in	in	in		psi			3	6	9	12	16			3	6	9	12	16
14.00-24NHS	10.00/1.5 10.00 10.00VA	375 14.8	1368 53.9	618.9 24.4	4135 162.8	28	10 145	18540 40874	16480 36332	14940 32937	13910 30666	13390 29520	13080 28836	12880 28396	14830 32695	13180 29057	11950 26345	11130 24537	10710 23611	10460 23060	10300 22708

NOTES

UNDERGROUND MINING

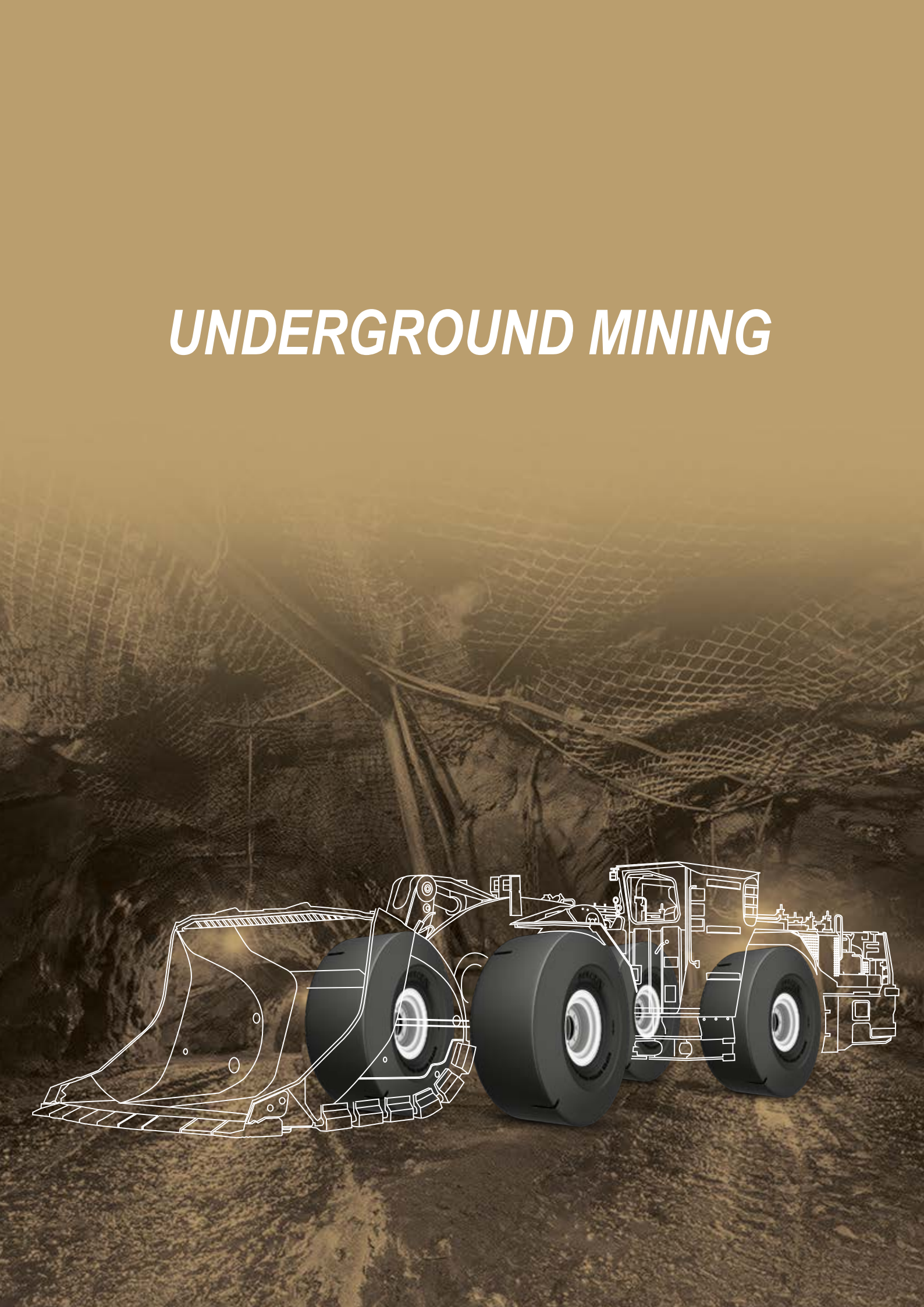

GALAXY SUPER SEVERE MINE DWL L-6

SC SPECIAL COMPOUND | C+C CUT&CHIP RESISTANT COMPOUND | WRC WEAR RESISTANT COMPOUND | LOAD HAUL DUMPER | WHEEL LOADER

The Super Severe Mine Double width Lug or DWL as it is commonly referred to, offers one of the heaviest and deepest tread in bias ply mine service tires. Thus they have a much longer service life than most competition. Industry leading L-6 tread depths provide long life and penetration protection.

Size	PR	Type	Rim	OD	SW	RC	Loaded Static Radius	Recommended Load	Inflation Pressure	Speed
				mm in	mm in	mm in	mm in	kg lbs	bar psi	kmph mph
12.00-20	28	TT	8.5	1171 46.1	328 12.9	- -	536 21.1	6895 15201	10 145	8 5
9.00-20	18	TT	7	1057 41.6	264 10.4	3075.94 121.1	473 18.6	4625 10196	9.3 135	8 5

GALAXY THE KING OF COAL L-4/L-5

SC SPECIAL COMPOUND | C+C CUT&CHIP RESISTANT COMPOUND | LOAD HAUL DUMPER | WHEEL LOADER

Galaxy The King of Coal is engineered for the most demanding mining applications. It has a superb L-5 block tread for excellent traction in slippery and wet mine environments. The sidewall bumper is provided for rim protection. High ply rating ensures extra load capacity and casing durability.

Size	Rim	Unloaded Dimension		Loaded Static radius	RC	Load Index PR Symbols	Inflation Pressure	Recommended Load
		SW	OD					Speed (kmph/mph)
		mm	mm	mm	mm		bar	10
		in	in	in	in		psi	6
35 X 15-15NHS	10.5	378 14.9	894 35.2	396 15.6	2591 102	32	10.3 149	6195 13660
35 X 15-16NHS	10.5	375 14.8	899 35.4	404 15.9	2642 104	32	10.3 149	6195 13660

Size	Rim	Unloaded Dimension		Loaded Static radius	RC	Load Index PR Symbols	Inflation Pressure	Recommended Load	
		SW	OD					Speed	
								Mining	
		mm	mm	mm	mm		bar	10	15
		in	in	in	in		psi	6	9
8.25-15 NHS	6.5 6.5BD	236 9.3	847 33.3	376 14.8	2438 96	12	7.2 104	2690 5930	2120 4670

GALAXY SUPER SEVERE MINE SLICK

L-5S SC C+C

SPECIAL COMPOUND | CUT&CHIP RESISTANT COMPOUND | LOAD HAUL DUMPER | UNDER GROUND MINING

Galaxy Super Severe Mine Slick tire is engineered for the most demanding underground mining. The Super Severe features a specially formulated compound that delivers superior protection from cuts & snags and exceptional tread life. It is designed for maximum ground contact. It has a wide, flat tread for casing protection. Upper sidewalls are massive for protection against damages.

Size	Rim	Unloaded Dimension		Loaded Static radius	RC	Load Index PR Symbols	Inflation Pressure	Recommend load, kg (lbs)						
								Speed (kmph/mph)						
								Mining Application						
		SW	OD											
		mm	mm	mm	mm		bar	Static	Creep	4	10	15	20	25
		in	in	in	in		psi			2	6	9	12	16
12.00-20 NHS	8.5	315	1174	544	3494	20	8.75	10080	8190	7245	6300	5859	5544	5355
		12.4	46.2	21.4	137.6		127	22220	18060	15970	13890	12920	12220	11810

Size	Rim	NSD	Unloaded Dimension		Loaded Static radius	RC	Load Index PR Symbols	Inflation Pressure	Recommended Load
			SW	OD					Speed (kmph/mph)
			mm	mm	mm	mm		bar	10
			in	in	in	in		psi	6
17.5-25	14	69.9 / (88.1)	445	1390	623	4258	28	7.93	10000
			7.5	54.7	24.5	167.6		115	6210
35/65-33	28.00/3.5	97	890	2077	940	6200	42	6.6	26500
	28	123.19	35	81.8	37	244.1	42	96	58420

Size	Rim	Unloaded Dimension		Loaded Static radius	RC	Load Index PR Symbols	Inflation Pressure	Recommended Load
		SW	OD					Speed (kmph/mph)
		mm	mm	mm	mm		bar	10
		in	in	in	in		psi	6
18.00-25	15	498	1652	688	4826	32	7.5	15015
		19.6	65	27.1	190		109	33102
23.5-25	19.5/2.5	597	1656	750	4805	24	4.2	12500
		23.5	65.2	29.5	189.2	A2	61	27560
26.5-25	22.00/3.0	680	1757	818	5336	32	5.5	17000
		26.8	69.2	32.2	210.1		80	37480
29.5-25	25.00/3.5	769	1865	828	5463	40	6.27	22400
		30.3	73.4	32.6	215.1		91	49380

LDSR 520 L-5S

DOZER | LOAD HAUL DUMPER | WHEEL LOADER

LDSR 520 is an All-steel radial tire which is ideal for most severe underground mining operations which requires maximum cut and chip resistance and Deeper Tread (L5s) for long life. Innovative High-Angle Sidewall design provides extra layer thickness, decreases sidewall stress, provides added protection for any underground excavations. Its Cut resistance compound and Robust construction makes it best for any severe application with higher load capacity. Overall its engineered to reduce downtime and increase operational efficiency.

Size	Rim	Unloaded dimension		Static Loaded Radius	RC	NSD	Load Index/ Speed Symbol	Maximum speed	TIRE LOAD LIMITS AT VARIOUS COLD INFLATION PRESSURES											
		OD	SW						Star Mark											
		mm	mm	mm	mm	mm		kmph	kPa	400	425	450	475	500	525	550	575	600	625	650
		in	in	in	in	1/32 inch		mph	psi	58	62	65	69	73	76	80	83	87	91	94
26.5R25	22/3.0-25	1793	680	797.9	5320	87.5	209A2	10	kg	12850	13200	14000	14500	15000	15500	16000	16500	17000	18000	18500
		70.6	26.8	31.4	209.4	1/32 inch		mph	lbs	28300	29100	30900	32000	33100	34200	35300	36400	37500	39700	40800

PRIMEX MINE STAR L-5S

CRC CUT RESISTANT COMPOUND

LOAD HAUL DUMPER | WHEEL LOADER

Specially designed for wheel loaders that operate on varied surfaces while hauling loads. A versatile tire that meets the requirements of chip and chunk resistance, high load carrying capacity and reduced heat build-up.

Size	Rim	NSD	Unloaded Dimension		Loaded Static radius	RC	Load Index	Inflation Pressure	Load capacity
									Speed (kmph/mph)
		mm	SW	OD	mm	mm	PR	bar	10
		32/ND	mm inch	mm inch	inch	inch	Symbols	psi	6
12.00-20	8.5	56	315	1174	543	3557	20	8.25	6150
		71.12	12.4	46.2	21.4	140	171A2	120	13560

PRIMEX MINE BLASTER L-5S

CRC CUT RESISTANT COMPOUND

LOAD HAUL DUMPER | WHEEL LOADER

Specially designed for wheel loaders that operate on varied surfaces while hauling loads. A versatile tire that meets the requirements of chip and chunk resistance, high load carrying capacity and reduced heat build-up.

Size	Rim	NSD	Unloaded Dimension		Loaded Static radius	RC	Load Index	Inflation Pressure	Load capacity
									Speed (kmph/mph)
		mm	SW	OD	mm	mm	PR	bar	10
		32/ND	mm inch	mm inch	inch	inch	Symbols	psi	6
12.00-24	8.5	56	310	1270	590	3750	20	8.25	6900
		71.12	12.2	50	23.2	147.6	175A2	120	15210

COMMERCIAL

GALAXY TRAILER SPECIAL II R-4

HIGHWAY TRAILER

Galaxy Trailer Special II uses the best rubber compound and a deep tread to provide long wear. The tire has proven its superiority on the road and is now supported by many original equipment manufacturers.

Size	Rim	Unloaded Dimension		Loaded Static radius	RC	Load Index PR Symbols	Inflation Pressure	Recommended Load Speed (kmph/mph)
		SW	OD					
		mm	mm	mm	mm		bar	105
		in	in	in	in		psi	65
9.00-10	7	235	656	294	1892	10	5.2	950
		9.3	25.8	11.6	74.5	106J	75	2094
8-14.5LT	6	213	726	341	2197	14	7.9	1400
		8.4	28.6	13.4	86.5		115	3090
9-14.5LRG	7	242	725	344	2218	14	7.9	1600
		9.5	28.5	13.5	87.3		115	3530

Size	Rim	Unloaded Dimension		Loaded Static radius	RC	Load Index PR Symbols	Inflation Pressure	Recommended Load Speed (kmph/mph)
		SW	OD					Truck Trailer
		mm	mm	mm	mm		bar	100
		in	in	in	in		psi	62
26X12.00-12	10.5	304	669	327	2029	12	5.5	132
		12	26.3	12.9	79.9	118J	80	2910

PRIMEX HWY R-288

HIGHWAY TRAILER

The Primex R-288 features a heavy-duty carcass and a wide footprint for excellent stability. The R-288 has been engineered with a deep tread to provide long tread life.

Size	PR	Rim	OD	SW	RC	Loaded Static radius	Recommended Load	Inflation Pressure	Speed
			mm in	mm in	mm in	mm in	kg lbs	bar psi	kmph mph
14-17.5	10	10.5	907	349	2730	410	2180	4.8	100
			35.7	13.7	107.5	16.1	4806	70	62

PRIMEX HIGHWAY R-550

HIGHWAY TRAILER

The Primex R-550 is engineered with a deep tread for long wear and features a heavyduty carcass for superior retreadability. The R-550 is an excellent steer and trailer application tire which is ideal for highway applications.

Size	Rim	Unloaded Dimension		Loaded Static radius	RC	Load Index PR Symbols	Inflation Pressure	Recommended Load Speed (kmph/mph)
		mm	mm	mm	mm		bar	100
		in	in	in	in		psi	kmph
11-22.5	8.25	286	1060	495	3234	14	6.9	2800
		11.3	41.7	19.5	127.3	144J	100	6170

PRIMEX HW-100XT

TRAILER

WATER SPRINKLER

The HW 100 XT has mainly made for road transport application for trailers. a) An excellent grip on the road and good breaking response b) Optimum traction and a smooth, comfortable ride. c) Special compound suitable for highway service.

UTILITY VEHICLES

Size	Rim	Unloaded Dimension		Loaded Static radius	RC	Load Index PR Symbols	Inflation Pressure	Recommend load, kg (lbs) Speed (kmph/mph)	
								Recommended Load Capacity (For Dual)	Recommended Load Capacity (For Single)
		mm	mm	mm	mm		bar	100	100
		in	in	in	in		psi	kmph	kmph
ST205/90-15 (7.00-15)	5.5F	202 8	752 29.6	351 13.8	2287 90	E	7.25 105	1150 2540	1320 2910

Size	Rim	Unloaded Dimension		Loaded Static radius	RC	Load Index PR Symbols	Inflation Pressure	Recommended Load Speed (kmph/mph)
		mm	mm	mm	mm		bar	100
		in	in	in	in		psi	kmph
ST225/90-16 (7.50-16)	6.00G	208 8.2	808 31.8	374 14.7	2416 95.1	124 120J	7.25 105	1600 3530

FORESTRY

PRIMEX LOGSTOMPER XTREME TS

LS-2

SB STEEL BELTED | CRC CUT RESISTANT COMPOUND | FSC FORESTRY COMPOUND | PRC PUNCTURE RESISTANCE COMPOUND

SKIDDER | FELLER BUNCHER | FORESTRY MULCHER | WHEELED TREE TRIMMER | GRAPPLE SKIDDER

Primex Logstomper Xtreme features a variable angle lug design that is tapered from the center to the shoulder. This delivers excellent hillside stability, superior traction and exceptional performance in varied ground conditions. The Logstomper Xtreme is engineered with a highly cut and chip resistant compound as well as heavy sidewall and under tread gauges for added protection in demanding service.

Size	Rim	Unloaded Dimension		Loaded Static radius	RC	Load Index PR Symbols	Inflation Pressure	Recommended Load								
								Speed								
								Log Skidder application							Inflation Pressure	Cable/ Grapple Skidder
		SW	OD													
		mm	mm	mm	mm		bar	Static	10	15	20	25	30	40	bar	10
		in	in	in	in		psi	kmph	6	9	12	16	19	25	psi	6
23.1-26	DW20B	587	1632	720.6	4744	16	2.4	-	-	5400	-	4950	4500	4050	2.8	13600
	DW20A	23.1	64.3	28.4	186.8	160A6 172A2	35	-	-	11905	-	10913	9921	8929	41	29983
28L-26	DW25A	715	1638	746	4916	20	2.4	13910	7730	6180	5920	5670	5150	4640	2.8	7300
		28.1	64.5	29.4	193.5	165A6	35	30670	17040	13630	13050	12500	11350	10230	41	16090
30.5L-32	DH27H	775	1847	854	5509	26	2.75	19170	10650	8520	8170	7810	7100	6750	3.1	10000
		30.5	72.7	33.6	216.9	176A6	40	42260	23480	18780	18010	17220	15650	14880	45	22050
30.5L-32	DH27H	775	1847	854	5509	32	3.4	22950	12750	10200	9780	9350	8500	7650	3.8	11200
		30.5	72.7	33.6	216.9	182A6	49	50600	28110	22490	21560	20610	18740	16870	55	24690
35.5L-32	DH31	890	1982	921	5961	26	2.4	23630	13130	10500	10060	9630	8750	7880	2.8	12150
	DH31H	35	78	36.3	234.7	183A6	35	52100	28950	23150	22180	21230	19290	17370	41	26790
35.5L-32	DH31	890	1982	921	5961	32	3	27000	15000	12000	11500	11000	10000	9000	3.3	14000
	DH31H	35	78	36.3	234.7	188A6	44	59530	33070	26460	25350	24250	22050	19840	48	30870

Size	Rim	Unloaded Dimension		Loaded Static radius	RC	Load Index PR Symbols	Inflation Pressure	Recommended Load
								Speed
								Log Skidder application
		SW	OD					
		mm	mm	mm	mm		bar	10
		in	in	in	in		psi	kmph
35.5L-32	DH31/DH31H	890	1982	921	5961	20	3.3	10300
		35	78	36.3	234.7		48	22710

Forestry

PRIMEX LOGSTOMPER XTREME FLOTATION TS

HF-4

SB STEEL BELTED · SC SPECIAL COMPOUND · FSC FORESTRY COMPOUND · PRC PUNCTURE RESISTANCE COMPOUND

SKIDDER · GRAPPLE SKIDDER

Primex Logstomper Xtreme Flotation TS features a variable angle lug design that is tapered from the center to the shoulder. This delivers excellent hillside stability, superior traction and exceptional performance in varied ground conditions. The Logstomper Xtreme is engineered with a highly cut and chip resistant compound as well as heavy sidewall and under tread gauges for added protection in demanding service.

Size	Rim	Unloaded Dimension		Loaded Static radius	RC	Load Index PR Symbols	Inflation Pressure	Recommended Load Speed Log Skidder application				
		SW	OD									
		mm	mm	mm	mm		bar	Static	10	15	30	50
		in	in	in	in		psi	kmph	kmph	kmph	kmph	kmph
66X43.00-25NHS	36TH	1027	1747	785	5140	20	3.4	17760	10590	8840	7500	6700
		40.4	68.8	30.9	202.4	174B	49	39150	23350	19490	16540	14770
67X34.00-25 NHS	30TH	864	1747	765	5060	20	3.8	15410	10050	7440	7170	6700
		34	68.8	30.1	199.2	174B	55	33970	22160	16400	15810	14770
66X43.00-26NHS	DW36B DW36A	1054	1747	767	5066	20	3.4	17760	10590	8840	7500	6700
		41.5	68.8	30.2	199.4	174B	49	39150	23350	19490	16540	14770
67X34.00-26 NHS	DW30B DW30A	859	1758	772	5100	20	3.8	13400	10590	8840	7500	6700
		33.8	69.2	30.4	200.8	174B	55	29540	23350	19490	16540	14770
DH73X44.00-32 NHS	DH36	1118	1930	853	5330	20	3.4	21200	12640	10560	8960	8000
		44	76	33.6	209.8	180B	49	46740	27870	23280	19750	17640

Size	Rim	Unloaded Dimension		Loaded Static radius	RC	Load Index PR Symbols	Inflation Pressure	Recommended Load Speed High floation & Forestry Logging					
		SW	OD										
		mm	mm	mm	mm		bar	Static	Creep	10	15	30	50
		in	in	in	in		psi			6	9	19	31
78x45.00-32	41	1140	1983	-	6035	26	4.4	28890	-	17220	14390	12210	10900
		44.9	78.1		237.6	191B	64	63690	-	37960	31720	26920	24030
DH73X50.00-32	DH44	1270	1945	-	0	20	3.1	20540	15500	12250	10230	8680	7750
		50	76.6			179B	45	45280	34170	27010	22550	19140	17090

PRIMEX TERRA TURBO II

HF-3

FLOTATION

CRC CHIP & CHUNK RESISTANT COMPOUND

TRAILER · WAGON · TANKER · MANURE SPREADER · SPREADER

Primex Terra Turbo is designed for free-rolling wheels where flotation and limited soil compaction is desired. Terra Turbo provides excellent flotation, solid traction and great wear.

Size	Rim	Unloaded Dimension		Loaded Static radius	RC	Load Index PR Symbols	Inflation Pressure	Recommended Load Speed Log Skidder application
		SW	OD					
		mm	mm	mm	mm		bar	Static
		in	in	in	in		psi	kmph
66X43.00-25NHS	36.0TH	1031	1690	730	4773	12	2.1	5000
		40.6	66.5	28.7	187.9	164B	30	11020

PRIMEX LOGMONSTER LS-2

SB STEEL BELTED | SC SPECIAL COMPOUND | CRC CHIP & CHUNK RESISTANT COMPOUND | PRC PUNCTURE RESISTANCE COMPOUND | SKIDDER | FELLER BUNCHER | FORESTRY MULCHER | GRAPPLE SKIDDER | LOG SKIDDER

Primex LogMonster LS-2 is an advanced diagonal forestry tire developed for use by forestry heavy machines and logging industry. It is designed to work under extreme terrain conditions and provide long tire life. Design allows high traction with low slippage. It is constructed with strong nylon and steel belts, high under tread gauge, high and robust lugs, strong and thick sidewalls, special tread compound and protective mudguard.

Size	Rim	Unloaded Dimension		Loaded Static radius	RC	Load Index PR Symbols	Inflation Pressure	Recommended Load								
								Speed								
		SW	OD					Log Skidder application							Inflation Pressure	Cable/ Grapple Skidder
		mm	mm	mm	mm		bar	Static	10	15	20	25	30	40	bar	10
		in	in	in	in		psi	kmph	kmph	kmph	kmph	kmph	kmph	kmph	psi	kmph
16.9-30	W15L	429	1504	701	4450	16	3.25	9050	5030	4020	3850	3690	3350	3020	3.6	4750
		16.9	59.2	27.6	175.2	150A6	47	19950	11090	8860	8490	8140	7390	6660	52	10470
18.4-30	DW16A	470	1547	726	4636	16	2.75	9860	5480	4380	4200	4020	3650	3290	3.1	5150
		18.5	60.9	28.6	182.5	153A6	40	21740	12080	9660	9260	8860	8050	7250	45	11350
18.4-38	DW16A	467	1757	831	5404	16	3.1	10460	5810	4650	4460	4260	3875	3490	3.4	6150
		18.4	69.2	32.7	212.8	155A6	45	23060	12810	10250	9830	9390	8540	7690	49	13560
23.1-26	DW20B	587	1610	750	4862	16	2.4	9000	6750	5400	5180	4950	4500	4050	2.8	6300
		23.1	63.4	29.5	191.4	160A6	35	19840	14880	11910	11420	10910	9920	8930	41	13890
24.5-32	DW21	622	1817	835	5350	20	2.75	16200	9000	7200	6900	6600	6000	5400	3.1	8500
		24.5	71.5	32.9	210.6	169A6	40	35720	19840	15870	15210	14550	13230	11910	45	18740
30.5L-32	DH27H	775	1847	850	5500	26	2.75	19170	10650	8520	8170	7810	7100	6750	3.1	10000
		30.5	72.7	33.5	216.5	176A6/ 188A2	40	42260	23480	18780	18010	17220	15650	14880	45	22050
30.5L-32	DH27	757	1847	850	5549	32	3.4	21600	-	-	9200	-	8000	7200	-	-
	DH27H	29.8	72.7	33.5	218.5	180A6	49	47620	-	-	20280	-	17640	15870	-	-
DH35.5L-32	DH31 DH31H	902	2011	900	5749	26	2.4	27810	15450	12360	11850	-	10300	9270	3.4	14500
		35.5	79.2	35.4	226.3	183A6	35	61310	34061	27249	26125	-	22708	20437	49	31967
35.5L-32	DH31	902	2011	900	5749	34	3.1	-	-	12360	-	11330	10300	9730	3.4	13600
	DH31H	35.5	79.2	35.4	226.3	189A6	45	-	-	27249	-	24978	22708	21451	49	29983
460/85-26 (18.4-26)	DW16A	467	1445	668	4316	16	2.75	9590	5330	4260	4080	3910	3550	3200	3.1	4750
		18.4	56.9	26.3	169.9	152A6	40	21140	11750	9390	9000	8620	7830	7060	45	10470
460/85-34 (18.4-34)	DW16A	467	1656	772	4972	16	2.75	10130	5630	4500	4310	4130	3750	3380	3.1	5450
		18.4	65.2	30.4	195.7	154A6	40	22330	12410	9920	9500	9110	8270	7450	45	12020

AGRICULTURE

NOTES

TRACTOR

GALAXY EARTH-PRO RADIAL 700 R-1W

2WD TRACTOR | MFWA | 4WD TRACTOR

Galaxy Earth-Pro Radial 700 series tire has advanced lug design with steep angle in center for smooth ride, long wear and self-cleaning. It has a lower angle at shoulder for traction. This tire provides greatly improved hillside stability. The Galaxy Earth-Pro Radial 700 tire has a highly versatile and modern design providing excellent road wear and ride comfort while at the same time providing high traction in the field. The pads between the lugs act as mud breakers. Also, the reinforced lug and bead areas and improved tread compound provide exceptional working life.

Size	Rim	Unloaded Dimension		Loaded Static radius	RC	Load Index PR Sym-bols	Inflation Pressure	Recommended Load												
								Speed (kmph/mph)												
								Non cyclic operation										Infi press	Cyclic operation	
		SW	OD																	
		mm	mm	mm	mm		bar	Static	10	15	20	25	30	40	50	65	70	bar	10	15
		in	in	in	in		psi	kmph	6	9	12	16	19	25	31	40	43	psi	6	9
300/70R20	W9	293	956	438	2877	120D	2.4	3220	2100	1876	-	1659	1610	1533	1470	1400	1274	3	2380	2170
		11.5	37.6	17.2	113.3		35	7100	4630	4140	-	3660	3550	3380	3240	3090	2810	44	5250	4780
320/70R24	W10	418	1398	626	4125	116D	1.6	4880	3180	2840	-	2350	2270	2120	2120	-	-	2	3600	3290
		16.5	55	24.6	162.4		23	10760	7010	6260	-	5180	5000	4670	4670	-	-	29	7940	7250
360/70R24	W11	357	1152	512	3360	122D	1.6	3450	2250	2010	-	1778	1725	1643	1575	1500	1365	2	2550	2325
	W10	14.1	45.4	20.2	132.3		23	7610	4960	4430	-	3920	3800	3620	3470	3310	3010	29	5620	5130
380/70R24	W12	380	1190	535	3494	125D	1.6	3795	2475	2211	-	1955	1898	1807	1733	1650	1502	1.6	2805	2558
	W11	15	46.9	21.1	137.6		23	8370	5460	4870	-	4310	4180	3980	3820	3640	3310	23	6180	6180
420/70R24	W13	418	1248	552	3668	130D	1.6	4370	2850	-	2340	2250	2190	2080	2000	1900	-	1.6	3230	2950
	W12	16.5	49.1	21.7	144.4		23	9630	6280	-	5160	4960	4830	4590	4410	4190	-	23	7120	6500
360/70R28	W11	357	1251	552	3593	125D	1.6	3795	2475	2211	-	1955	1898	1807	1733	1650	1502	2	2805	2558
		14.1	49.3	21.7	141.5		23	8370	5460	4870	-	4310	4180	3980	3820	3640	3310	29	6180	5640
380/70R28	W12	380	1293	578	3776	127D	1.6	4030	-	2630	2150	2070	2010	1920	1840	1750	-	2	2980	2710
		15	50.9	22.8	148.7		23	8890	-	5800	4740	4560	4430	4230	4060	3860	-	29	6570	5980
420/70R28	W13	418	1349	594	3938	133D	1.6	4738	3090	2760		2441	2369	2256	2163	2060	1875	2	3502	3193
		16.5	53.1	23.4	155		23	10450	6810	6090		5380	5220	4970	4770	4540	4130	29	7720	7040
480/70R28	W15L	479	1421	645	4287	140A8	1.6	5750	3750	-	3350	2780	2680	2500	2500	-	-	2	4250	3880
		18.9	55.9	25.4	168.8	140B	23	12680	8270	-	7390	6130	5910	5510	5510	-	-	29	9370	8550
						151D	3.2	7935	5175	-	4623	4088	3968	3778	3623	3450	3140	4	5865	5348
							46	17490	11410	-	10190	9010	8750	8330	7990	7610	6920	12930	11790	11790
420/70R30	W13	418	1398	626	4125	134D	1.6	4880	3180	-	-	2510	-	2320	2230	2120	1929	2	3604	3286
	W12	16.5	55	24.6	162.4		23	10760	7010	-	-	5530	-	5120	4920	4670	4250	29	7950	7240
480/70R30	W15L	479	1478	658	4359	141D	1.6	5920	3860	-	3170	3050	2960	2820	2700	2575	-	2	4380	3990
	W16L	18.9	58.2	25.9	171.6		23	13050	8510	-	6990	6720	6530	6220	5950	5680	-	29	9660	8800
520/70R30	W16L	516	1536	668	4515	145D	1.6	6670	4350	-	3570	3440	3340	3180	3050	2900	-	2	4930	4500
	W15L	20.3	60.5	26.3	177.8		23	14710	9590	-	7870	7580	7360	7010	6720	6720	-	29	10870	9920
480/70R34	W15L	485	1580	707	4678	143D	1.6	6270	4090	3350	-	3230	3130	2980	2860	2725	-	2	4630	4220
	W14L	19.1	62.2	27.8	184.2		23	13820	9020	7390	-	7120	6900	6570	6310	6010	-	29	10210	9300
520/70R34	W16L	516	1640	720	4783	148D	1.6	7245	4725	4221	-	3733	3623	3449	3308	3150	2867	2	5355	4883
		20.3	64.6	28.3	188.3		23	15970	10420	9310	-	8230	7990	7600	7290	6950	6320	29	11810	10770
480/70R38	W15L	479	1681	751	4979	145D	1.6	6670	4350	-	3570	3440	3340	3180	3050	2900	-	2	4930	4500
	W14L	18.9	66.2	29.6	196		23	14710	9590	-	7870	7580	7360	7010	6720	6390	-	29	10870	9920
520/70R38	W16L	516	1749	751	5163	150D	1.6	7710	5030	-	4120	3970	3850	3670	3520	3350	-	2	5700	5190
		20.3	68.9	29.6	203.3		23	17000	11090	-	9080	8750	8490	8090	7760	7390	-	29	12570	11440
580/70R38	W18L	577	1827	819	5433	155D	1.6	8913	5813	-	-	4592	4456	-	4069	3875	3526	2	6588	6006
		22.7	71.9	32.2	213.9		23	19650	12820	-	-	10120	9820	-	8970	8540	7770	29	14520	13240
710/70R42	DW23B	716	2061	938	6153	173D	2.4	14950	9750	-	8000	7700	7480	7120	6830	6500	-	3	11050	10080
		28.2	81.1	36.9	242.2		35	32960	21500	-	17640	16980	16490	15700	15060	14330	-	44	24360	22220
480/70R38	W15L	479	1681	751	4979	145D	1.6	6670	4350	-	3570	3440	3340	3180	3050	2900	-	2	4930	4500
	W14L	18.9	66.2	29.6	196		23	14710	9590	-	7870	7580	7360	7010	6720	6390	-	29	10870	9920
520/70R38	W16L	516	1749	751	5163	150D	1.6	7710	5030	-	4120	3970	3850	3670	3520	3350	-	2	5700	5190
		20.3	68.9	29.6	203.3		23	17000	11090	-	9080	8750	8490	8090	7760	7390	-	29	12570	11440

Size	Rim	Unloaded Dimension		Loaded Static radius	RC	Load Index PR Sym-bols	Inflation Pressure	Recommended Load												
								Speed (kmph/mph)												
								Non cyclic operation										Infi press	Cyclic operation	
		SW	OD																	
		mm	mm	mm	mm		bar	Static	10	15	20	25	30	40	50	65	70	bar	10	15
		in	in	in	in		psi	kmph	6	9	12	16	19	25	31	40	43	psi	6	9
580/70R38	W18L	577	1827	819	5433	155D	1.6	8913	5813	-	-	4592	4456	-	4069	3875	3526	2	6588	6006
		22.7	71.9	32.2	213.9		23	19650	12820	-	-	10120	9820	-	8970	8540	7770	29	14520	13240
710/70R38	DW23B	716	1958	885	5744	172D	2.4	14490	9450	-	7750	7470	7250	6900	6620	6300	-	-	-	-
		28.2	77.1	34.8	226.1		35	31950	20830	-	17090	16470	15980	15210	14600	13890	-	-	-	-
710/70R42	DW23B	716	2061	938	6153	173D	2.4	14950	9750	-	8000	7700	7480	7120	6830	6500	-	3	11050	10080
		28.2	81.1	36.9	242.2		35	32960	21500	-	17640	16980	16490	15700	15060	14330	-	44	24360	22220

Size	Rim	Unloaded Dimension		Loaded Static radius	RC	Load Index PR Symbols	Inflation Pressure	Recommended Load								
								Speed (kmph/mph)								
								Tractor application								
		SW	OD													
		mm	mm	mm	mm		bar	Static	10	15	25	30	40	50	65	70
		in	in	in	in		psi	kmph	6	9	16	19	25	31	40	43
320/70R24	W10	319	1094	626	3260	116D	1.6	2880	1880	1540	1440	1370	1310	1270	1250	1140
		12.6	43.1	24.6	128.3		23	6350	4150	3400	3180	3020	2890	2800	2760	2510
480/70R24	W15L	479	1316	588	3859	138D	1.6	5428	3540	3162	2797	2714	2584	2478	2360	2148
		18.9	51.8	23.1	151.9		23	11970	7800	6970	6170	5980	5700	5460	5200	4740

Size	Rim	Unloaded Dimension		Loaded Static radius	RC	Load Index PR Symbols	Inflation Pressure	Recommended Load							
								Speed (kmph/mph)							
								Non Cyclic application							
		SW	OD												
		mm	mm	mm	mm		bar	Static	10	20	25	30	40	50	65
		in	in	in	in		psi	kmph	6	12	16	19	25	31	40
280/70R20	W9	278	912	432	2845	116D	2.4	2880	1880	1540	1480	1440	1370	1310	1250
	W8L	10.9	35.9	17	112		35	6349	4145	3395	3263	3175	3020	2888	2756
320/70R20	W10	325	986	445	2908	123D	2.4	3570	2330	1910	1840	1780	1700	1630	1550
		12.8	38.8	17.5	114.5		35	7870	5140	4210	4060	3920	3750	3590	3420
600/70R28	DW20B	611	1552	696	4576	161D	2.8	10640	6940	5690	5480	5320	5060	4860	4625
		24.1	61.1	27.4	180.2		41	23460	15300	12540	12080	11730	11160	10710	10200
600/70R30	DW20B	611	1602	704	4659	152D	1.6	-	5330	4370	4210	4080	3890	3730	3550
		24.1	63.1	27.7	183.4		23	-	11750	9630	9280	9000	8580	8220	7830
710/70R38	DW23B	716	1958	885	5744	172D	2.4	14490	9450	7750	7470	7250	6900	6620	6300
		28.2	77.1	34.8	226.1		35	31950	20830	17090	16470	15980	15210	14600	13890

GALAXY EARTH-PRO RADIAL 850 R-1W

2WD TRACTOR | MFWA | 4WD TRACTOR

Galaxy Earth-Pro Radial 850 tire has an advanced lug design with steep angle in center for smooth ride, long wear and self cleaning. It has a lower angle at shoulder for traction. This tire provides greatly improved hillside stability. The Galaxy Earth-Pro Radial 850 tire has a highly versatile and modern design providing excellent road wear and ride comfort while at the same time providing high traction in the field. The pads between the lugs act as mud breakers. Also, the reinforced lug and bead areas and improved tread compound provide exceptional working life.

Size	Rim	Unloaded Dimension		Loaded Static radius	RC	Load Index PR Symbols	Inflation Pressure	Recommended Load										
								Speed, kmph (mph)										
								Non cyclic operation								Infi press	Cyclic operation	
		SW	OD															
		mm	mm	mm	mm		bar	Static	10	15	25	30	40	50	65	bar	10	15
		in	in	in	in		psi	kmph	6	9	16	19	25	31	35	psi	6	9
280/85R20 (11.2R20)	W10	288	984	450.6	2950	112D	1.6	2580	1680	1500	1330	1290	1230	1180	1120	2	1900	1740
		11.3	38.7	17.7	116.1		23	5688	3704	3307	2932	2844	2712	2601	2469	29	4189	3836
320/85R20 (12.4R20)	W11	329	1052	467	3032	119D	1.6	3128	2040	-	-	1564	1489	1428	1360	2	2312	2108
		13	41.4	18.4	119.4		23	6896	4497	-	-	3448	3283	3148	2998	29	5097	4647
340/85R24 (13.6R24)	W12	356	1181	525	3452	125A8	1.6	3800	2480	-	1830	1770	1650	1650	2	2560	-	-
	W11	14	46.5	20.7	135.9	125B	23	8378	5467	-	4034	3902	3638	3638	29	5644	-	-
420/85R24 (16.9R24)	W15L W14L W13	418	1324	581	3840	137A8	1.6	5290	3450	-	-	2460	2300	2300	-	-	-	-
		16.5	52.1	22.9	151.2	137B	23	11662	7606	-	-	5423	5071	5071	-	-	-	-
320/85R32 (12.4 R20)	W11 W10	329	1052	609	3966	126A8	1.6	3910	2550	-	1887	1819	1700	1717	-	2.65	2635	-
		13	41.4	24	156.1	126B	23	8620	5620	-	4160	4010	3750	3790	-	38	5810	-
380/85R34	W12 W13 W11	380	1510	676.5	4441	137A8	1.6	5290	3450	3080	2550	2460	2300	2300	-	2	3910	3570
		15	59.4	26.6	174.8	137B	23	11662	7606	6790	5622	5423	5071	5071	-	29	8620	7870
320/85R38	W11 DW10	325	1509	707	4517	143D	3.6	6340	4140	-	3270	3170	3020	2890	2757	4.5	4690	4270
		12.8	59.4	27.8	177.8		52	13980	9130	-	7210	6990	6660	6370	6080	65	10340	9410
520/85R38 (20.8R38)	W15L W16L DW16L W18L DW18L	516	1849	839.3	5521	169A8	3.6	13340	8700	7770	6440	6210	5800	5800	4.5	9860	8990	-
		20.3	72.8	33	217.4	169B	52	29410	19180	17130	14198	13691	12787	12787	65	21738	19820	-
520/85R46 (20.8R46)	DW16	530	2067	943	6237	174A8	4	15410	10050	8980	7440	7170	6700	6100	-	5	11390	10390
		20.9	81.4	37.1	245.6	174	58	33970	22160	19800	16400	15810	14770	13450	-	73	25110	22910

GALAXY EARTH-PRO RADIAL 800 R-1W

2WD TRACTOR | 4WD TRACTOR | MFWA | SPRAYER

The Galaxy Earth-PRO 800 Radial R-1W Agricultural Radial offers a complete range of front and rear tractor tire combinations. The pads between the lugs, apart from adding strength to the tire, act as mud breakers to enhance their self-cleaning characteristics. The reinforced lug, bead areas and the improved tread compound, used in the tire, provide longer life of the tires. A smooth ride both on & off road is enabled by the multi-angle lug design with steep angle in the center. The shallow angle at shoulder and higher NSD provides superior traction.

Size	Rim	Unloaded Dimension		Loaded Static radius	RC	Load Index PR Symbols	Inflation Pressure	Recommended Load							Inflation Pressure	Recommended Load	
								Speed (kmph/mph)								Speed (kmph/mph)	
								Non cyclic operation								Cyclic operation	
		SW	OD														
		mm	mm	mm	mm		bar	Static	10	15	25	30	40	50	bar	10	15
		in	in	in	in		psi	kmph	6	9	16	19	25	31	psi	6	9
380/80R38 (14.9R38)	W12 W11W13	375	1578	727	4688	142A8	2.4	6100	3980	3550	2940	2840	2650	2650	3	4510	4110
		14.8	62.1	28.6	184.6	142B	35	13450	8770	7830	6480	6260	5840	5840	44	9940	9060
320/80R42 (12.4R42)	W10	319	1580	751	4823	141A8	3.2	5920	3860	3450	2860	2760	2575	2575	4	4380	3990
		12.6	62.2	29.6	189.9	141B	46	13050	8510	7610	6310	6090	5680	5680	58	9660	8800
480/80R46 (18.4R46)	DW16L	479	1936	898	5834	158A8	2.4	9775	6375	5700	4720	4548	4250	3868	3	7225	6588
		18.9	76.2	35.4	229.7	158B	35	21550	14054	12570	10410	10027	9370	8527	44	15928	14524

Size	Rim	Unloaded dimension		Loaded Static Radius	Rolling Circum	Load Index Speed Symbol	Inflation Pressure	Recommend load, kg (lbs)						
								Speed, kmph (mph)						
								Drive wheel application						
		SW	OD											
		mm in	mm in	mm in	mm in		Bar psi	Static	5 3	15 9	20 12	30 19	40 25	50 31
480/80R42	DW16L W16L W15L DW15LL W14L	479	1835	836	5479	151A8	1.6	7935	5865	4623	4244	3692	3450	3450
		18.9	72.2	32.9	215.7	151B	23	17490	12930	10190	9360	8140	7610	7610

GALAXY EARTH-PRO RADIAL 900 R-1W

2WD TRACTOR | 4WD TRACTOR | MFWA | COMBINE HARVESTER

The Galaxy Earth-PRO 900 Radial R-1W Agricultural Radial offers a complete range of front and rear tractor tire combinations. The pads between the lugs, apart from adding strength to the tire, act as mud breakers to enhance their self-cleaning characteristics. The reinforced lug, bead areas and the improved tread compound, used in the tire, provide longer life of the tires. A smooth ride both on & off road is enabled by the multi-angle lug design with steep angle in the center. The shallow angle at shoulder and higher NSD provides superior traction.

Size	Rim	Unloaded Dimension		Loaded Static radius	RC	Load Index PR Symbols	Inflation Pressure	Recommended Load									
								Speed (kmph/mph)									
								Non cyclic operation							Inflation Pressure	Cyclic operation	
		SW	OD														
		mm	mm	mm	mm		bar	Static	10	15	25	30	40	50	bar	10	15
		in	in	in	in		psi	kmph	6	9	16	19	25	31	psi	6	9
420/90R30	DW13 W14L	418	1518	674	4437	147A8	2.4	7070	4610	4120	3410	3290	3075	3075	3	5230	4770
		16.5	59.8	26.5	174.7	147B	35	15590	10160	9080	7520	7250	6780	6780	44	11530	10520
320/90R46	W10	319	1744	821	5228	148A8	3.6	7250	4730	4220	3500	3370	3150	3150	4.5	5360	4880
	W11	12.6	68.7	32.3	205.8	148B	52	15980	10430	9300	7720	7430	6950	6950	65	11820	10760
380/90R46	W12	380	1855	866	5591	165A8	4.8	11850	7730	6900	5720	5510	5150	5150	6	8760	7980
	W11	15	73	34.1	220.1	165B	70	26130	17040	15210	12610	12150	11350	11350	87	19310	17590

Size	Rim	Unloaded dimension		Loaded Static Radius	Rolling Circum	Load Index Speed Symbol	Infi press	Recommend load, kg (lbs)								
								Speed, kmph (mph)								
								Tractor application								
		SW	OD													
		mm in	mm in	mm in	mm in		Bar psi	Static kmph	10 6	15 9	20 12	25 16	30 19	35 22	40 25	50 31
420/90R30 (16.9R30)	DW13 DW14L DW15L	418	1518	674	4394	142A8	1.6	6095	3975	3550	3260	2940	2835	2730	2650	2650
		16.5	59.8	26.5	173	142B	23	13440	8760	7830	7190	6480	6250	6020	5840	5840
320/90R42 (12.4R42)	W10	319	1643	764	4940	147A8	3.6	15594	10170	-	8339	-	7255	-	6780	6780
		12.6	64.7	30.1	194.5	147B	52	34380	22420	-	18380	-	16000	-	14950	14950

Size	Rim	Unloaded Dimension		Loaded Static radius	RC	Load Index PR Symbols	Inflation Pressure	Recommended Load							
								Speed (kmph/mph)							
								Non cyclic operation							
		SW	OD												
		mm	mm	mm	mm		bar	Static	10	15	25	30	40	50	65
		in	in	in	in		psi	kmph	6	9	16	19	25	31	40
320/90R42 (12.5R42)	W10	319	1643	764	4976	147D	4	7480	4880	4000	3850	3740	3560	3410	3075
		12.6	64.7	30.1	195.9		58	16490	10760	8820	8490	8250	7850	7520	6780

GALAXY EARTH PRO RC R-1

2WD TRACTOR | MFWA | SPRAYER

The Galaxy EarthPro RC is the latest addition to the Galaxy's superior range of agricultural tires, designed keeping in mind the changing needs of sprayer operations. EarthPRO RC, with its high tread depth and "D" speed rating, provides excellent traction and high speed, ensuring increased productivity and reduction in transportation time. Excellent self-cleaning, enhanced crop protection and many more such advantages make it the perfect choice for agricultural needs.

Size	Rim	Unloaded dimension SW mm in	Unloaded dimension OD mm in	Loaded Static Radius mm in	Rolling Circum mm in	Load Index Speed Symbol	Infi press Bar psi	Recommend load, kg (lbs) Speed (kmph/mph) Drive wheel application: Static	15 9	25 16	30 19	40 25	50 31	65 40
230/95R32 (9.5R32)	W7	228	1251	588	3827	128D	4	4140	2410	2130	2070	1970	1890	1800
		9	49.3	23.1	150.7	131A8	58	9130	5310	4700	4560	4340	4170	3970
230/95R36 (9.5R36)	7	228	1352	638	4160	130D	4	4370	2550	2250	2190	2080	2000	1900
		9	53.2	25.1	163.8	133A8	58	9630	5620	4960	4830	4590	4410	4190
230/95R44 (9.5R44)	7	228	1556	739	4903	134D	4	4880	2840	2510	2440	2320	2230	2120
		9	61.3	29.1	193	137A8	58	10760	6260	5530	5380	5120	4920	4670
270/95R44	W9	275	1631	773.4	5020	142D	4	6100	3550	3140	3050	2900	2780	2650
		10.8	64.2	30.4	197.6	145A8	58	13450	7830	6920	6720	6390	6130	5840
230/95R48 (9.5R48)	7	228	1657	791	5110	136D	4	5150	3000	2650	2580	2450	2350	2240
		9	65.2	31.1	201.2	139A8	58	11350	6610	5840	5690	5400	5180	4940
270/95R48	W9	275	1733	820	5337	142D	3.6	6100	3550	3140	3050	2900	2780	2650
		10.8	68.2	32.3	210.1	145A8	52	13450	7830	6920	6720	6390	6130	5840

Size	Rim	Unloaded dimension SW mm in	Unloaded dimension OD mm in	Loaded Static Radius mm in	Rolling Circum mm in	Load Index Speed Symbol	Infi press Bar psi	Recommend load, kg (lbs) Speed (kmph/mph) Tractor application: Static	15 9	25 16	30 19	40 25	50 31	65 40
270/95R32 (11.2R32)	W9	275	1327	613	4047	132D	3.2	4600	2680	2370	2300	2190	2100	2000
		10.8	52.2	24.1	159.3	135A8	46	10140	5910	5230	5070	4830	4630	4410
270/95R36 (11.2R36)	W9 W8	275	1428	664	4291	136D	3.6	5150	3000	2650	2580	2450	2350	2240
		10.8	56.2	26.1	26.1	139A8	49	11350	6610	5840	5690	5400	5180	4940
270/95R38 (11.2R38)	9	275	1479	690	4517	137D	3.4	5290	3080	2730	2650	2520	2420	2300
		10.8	58.2	27.2	177.8	140A8	49	11660	6790	6020	5840	5560	5340	5070

GALAXY ROWSTAR R-1

2WD TRACTOR | MFWA | SPRAYER

The Galaxy Rowstar is a special line of radial narrow tires for all types of cultivation, harvesting and spraying jobs. The tire is characterized by round shoulders for soil and crop protection. A tough casing and rigid belt provides all the advantages of radial construction. This tire is used as front wheel in Row Crop applications.

Size	Rim	Unloaded Dimension SW mm in	Unloaded Dimension OD mm in	Loaded Static radius mm in	RC mm in	Load Index PR Symbols	Inflation Pressure bar psi	Recommended Load Speed (kmph/mph) Non cyclic operation: Static	10 6	15 9	25 16	40 25	50 31	65 40	70 43	Infi press bar psi	Recommended Load Speed (kmph/mph) Cyclic operation: 10 6	15 9
230/95R32 (9.5R32)	W7	228	1251	582	3821	128D	4	4140	2700	2410	2130	1970	1890	1800	1640	5	3060	2790
		9	49.3	22.9	150.4	131A8	58	9130	5950	5310	4700	4340	4170	3970	3620	73	6750	6150

Size	Rim	Unloaded Dimension SW mm in	Unloaded Dimension OD mm in	Loaded Static radius mm in	RC mm in	Load Index PR Symbols	Inflation Pressure bar psi	Recommended Load Speed (kmph/mph) Non cyclic operation: Static	10 6	15 9	25 16	40 25	50 31	65 40	70 43	Inflation Pressure bar psi	Cyclic operation 10 6	15 9
230/95R48 (9.5R48)	W7 W8	241	1650	800	5156	136D	4	5150	3360	3000	2650	2450	2350	2240	2040	5	3810	3470
		9.5	65	31.5	203	139A8	58	11350	7410	6610	5840	5400	5180	4940	4500	73	8400	7650

GALAXY EARTH PRO RADIAL 651 R-1W

2WD TRACTOR | 4WD TRACTOR | MFWA | COMBINE HARVESTER

The Galaxy Earth Pro Radial 651 tires are available in a complete range of front and rear combination tires with D speed rating. The tread patterns on these tires represent the trend of modern radial agricultural tires with a low aspect ratio. High tire volume along with low inflation pressure provides high traction and increased soil protection. The lug design ensures better self-cleaning with reduced tire slippage. Multi lug angle tread pattern and over-lapping central lugs ensure on & off-road suitability.

Size	Rim	Unloaded Dimension		Loaded Static radius	RC	Load Index PR Symbols	Inflation Pressure	Recommended Load									
								Speed (kmph/mph)									
								Tractor application									
		SW	OD														
		mm	mm	mm	mm		bar	Static	10	15	20	25	30	40	50	65	70
		in	in	in	in		psi	kmph	6	9	12	16	19	25	31	40	43
420/65R20	W13	418	1054	467	3067	135D	2.4	5000	2360	-	2240	-	2240	2180	2180	2180	-
		16.5	41.5	18.4	120.7	138A8	35	11020	5200	-	4940	-	4940	4810	4810	4810	-
420/65R24	W13	418	1156	516	3412	126D	1.6	4000	1900	-	1800	-	1750	1700	1700	1700	-
		16.5	45.5	20.3	134.3	126B	23	8820	4190	-	3970	-	3860	3750	3750	3750	-
480/65R24	W15L	483	1238	543	3661	140D	2.4	5800	2725	-	2575	-	2575	2500	2500	2500	-
	W14L	19	48.7	21.4	144.1		35	12790	6010	-	5680	-	5680	5510	5510	5510	-
540/65R24	W16L	540	1312	577	3832	146D	2.4	6900	3350	-	3150	-	3075	3000	3000	3000	-
		21.3	51.7	22.7	150.9		35	15210	7390	-	6950	-	6780	6610	6610	6610	-
600/65R28	DW20B	615	1491	659	4448	154D	2.4	8750	4125	-	4000	-	3875	3750	3750	3750	-
	DW18	24.2	58.7	25.9	175.1	157A8	35	19290	9090	-	8820	-	8540	8270	8270	8270	-
540/65R34	W16L	535	1566	707	4653	152D	2.4	8165	5325	4757	-	4207	4083	3887	3728	3550	3231
		21.1	61.7	27.8	183.2	155A8	35	18000	11740	10490	-	9280	9000	8570	8220	7830	7120

Size	Rim	Unloaded Dimension		Loaded Static radius	RC	Load Index PR Symbols	Inflation Pressure	Recommended Load											Inflation Pressure	Recommended Load	
								Speed (kmph/mph)												Speed (kmph/mph)	
								Non cyclic operation												Cyclic operation	
		SW	OD																		
		mm	mm	mm	mm		bar	Static	Field	10	20	25	30	40	50	60	65	70	bar	10	15
		in	in	in	in		psi		kmph	6	12	16	19	25	31	37	40	43	psi	6	9
440/65R24	W14L	446	1187	547	3572	135D	2.4	-	2507	3270	2583	2507	2387	2289	2213	-	2180	1984	3	3706	3379
		17.6	46.7	21.5	140.6	138A8	35	-	5530	7210	5700	5530	5260	5050	4880	-	4810	4370	44	8170	7450
440/65R28	W14L	441	1283	590	2869	138D	2.4	-	2710	3540	-	2800	-	2580	2480	-	2360	-	3	4010	3660
		17.4	50.5	23.2	152.3	141A8	35	-	5980	7800	-	6170	-	5690	5470	-	5200	-	44	8840	8070
480/65R28	W15L	484	1335	624	4094	142D	2.4	-	3050	3980	-	3140	-	2900	2780	-	2650	-	3	4510	4110
	W14L	19.1	52.6	24.6	161.2	145A8	35	-	6720	8770	-	6920	-	6390	6130	-	5840	-	44	9940	9060
540/65R28	W16L	535	1415	633	4192	149D	2.4	-	3740	4880	-	3850	-	3560	3410	-	3250	-	3	5530	5040
						152A8	35	-	8250	10760	-	8490	-	7850	7520	-	7170	-	44	12190	11110
540/65R30	W16L	540	1472	664	4478	150D	2.4	-	3850	5030	-	3970	-	3670	3520	-	3350	-	3	5700	5190
		21.3	58	26.1	176.3	153A8	35	-	8490	11090	-	8750	-	8090	7760	-	7390	-	44	12570	11440
600/65R34	DW20B	591	1644	739	4904	157D	2.4	6187	-	4537	-	4248	-	4125	4125	-	4125	-	3	6475	6244
	W18L	23.3	64.7	29.1	193.1	160A8	35	13640	-	10002	-	9365	-	9094	9094	-	9094	-	44	14275	13766
540/65R38	W16	535	1675	778	4989	153D	2.4	-	4200	5480	-	4330	-	4000	3830	-	3650	-	3	6210	5660
		21.1	65.9	30.6	196.4		35	-	9260	12080	-	9550	-	8820	8440	-	8050	-	44	13690	12480
600/65R38	DW20B	596	1745	782	5284	159D	2.4	-	5030	6560	-	5180	-	4790	4590	-	4375	-	3	7440	6780
		23.5	68.7	30.8	208		35	-	11090	14460	-	11420	-	10560	10120	-	9650	-	44	16400	14950
650/65R38	DW20B	650	1830	843	5690	171D	3.6	-	7070	9230	-	7290	-	6730	6460	-	6150	-	4.5	10460	9530
	DW21B DW23B	25.6	72	33.2	224	174A8	52	-	15590	20350	-	16070	-	14840	14240	-	13560	-	65	23060	21010
650/65R42	DW20B	650	1935	782	5845	170D	3.2	6900	6900	9000	-	7110	-	6570	6300	-	6000	-	3.2	10200	9300
		25.6	76.2	30.8	230.1	173A8	46	15210	15210	19840	-	15680	-	14480	13890	-	13230	-	46	22490	20500

GALAXY EARTH PRO RADIAL 853

R-1W

2WD TRACTOR | 4WD TRACTOR | MFWA

Earth Pro Radial 853 is a part of 85 series range of agricultural radial tires that have multi angle lug design with steep angles at the center that enables smooth ride along with self cleaning characteristics. We have launched this new range in D speed rating to meet the demand for the new gen high speed and high HP tractors. The shallow angle at shoulder provides superior traction. These tires are characterized by reinforced construction in the bead area and have enhanced bead to bead distance to facilitate perfect fit on the rim. The regular cavity in the tread design ensures a straighter sidewall.

Size	Rim	Unloaded Dimension		Loaded Static radius	RC	Load Index PR Symbols	Inflation Pressure	Recommended Load							
								Speed (kmph/mph)							
								Drive Wheel Application							
		SW	OD												
		mm	mm	mm	mm		bar	Static	10	15	25	30	40	50	65
		in	in	in	in		psi	kmph	6	9	16	19	25	31	40
250/85R24	W8	246	1037	476	3067	109D	1.6	2370	1550	1380	1220	1180	1130	1080	1030
	W7	9.7	40.8	18.7	120.7		23	5230	3420	3040	2690	2600	2490	2380	2270
280/85R24	W10	282	1086	502	3228	115D	1.6	2790	1820	-	1440	1400	1330	1280	1215
	W9	11.1	42.8	19.8	127.1		23	6150	4010	-	3180	3090	2930	2820	2680
320/85R24	W11 DW11	336	1148	517	3307	122D	1.6	3450	2250	2010	1780	1720	1640	1580	1500
(12.4R24)	W10 W9	13.2	45.2	20.4	130.2		23	7610	4960	4430	3920	3790	3620	3480	3310
340/85R24	W12	356	1181	530	3496	125D	1.6	3795	1815	-	1700	1685	1650	1650	1650
(13.6R24)	W11	14	46.5	20.9	137.6		23	8370	4000	-	3750	3720	3640	3640	3640
380/85R24	W12	386	1252	557	3661	131D	1.6	4485	2145	-	2005	1985	1950	1950	1950
(14.9R24)		15.2	49.3	21.9	144.1		23	9890	4730	-	4420	4380	4300	4300	4300
420/85R24	W15L	418	1324	591	3715	137D	1.6	5290	3450	-	2730	2650	2520	2420	2300
		16.5	52.1	23.3	146.3		23	11660	7610	-	6020	5840	5560	5340	5070
280/85R28	W10	280	1190	544	3526	118D	1.6	3040	1980	-	1560	1520	1450	1390	1320
	W9	11	46.9	21.4	138.8		23	6700	4370	-	3440	3350	3200	3060	2910
320/85R28	W11	324	1246	574	3633	124D	1.6	3680	2400	2140	1900	1840	1750	1680	1600
		12.8	49.1	22.6	143		23	8110	5290	4720	4190	4060	3860	3700	3530
340/85R28	W12	355	1289	591	3755	127D	1.6	4020	2630	2350	2070	2010	1920	1840	1750
(13.6R28)		14	50.7	23.3	147.8		23	8860	5800	5180	4560	4430	4230	4060	3860
380/85R28	W12 W11	380	1352	607	3990	133D	1.6	4740	3090	2760	2440	2370	2260	2160	2060
(14.9R28)	W13	15	53.2	23.9	157.1		23	10450	6810	6090	5380	5230	4980	4760	4540
420/85R28	W15	438	1420	630	4178	139D	1.6	5590	2570	-	2500	2475	2430	2430	2430
(16.9R28)		17.2	55.9	24.8	164.5		23	12320	5670	-	5510	5460	5360	5360	5360
380/85R30	W12	380	1408	630	4124	135D	1.6	5010	3270	2920	2580	2510	2390	2290	2180
(14.9R30)		15	55.4	24.8	162.4		23	11050	7210	6440	5690	5530	5270	5050	4810
420/85R30	W15 W14L	431	1468	658	4306	140D	1.6	5750	2750	-	2575	2550	2500	2500	2500
(16.9R30)	W13	17	57.8	25.9	169.5		23	12680	6060	-	5680	5620	5510	5510	5510
460/85R30	DW15L W16L	478	1524	684	4529	145D	1.6	6670	4350	3890	3440	3330	3180	3050	2900
(18.4R30)	W15L DW16L	18.8	60	26.9	178.3		23	14710	9590	8580	7580	7340	7010	6720	6390
320/85R32	W11 W9	325	1357	617	3974	126D	1.6	3910	2550	-	2010	1960	1860	1790	1700
(12.4R32)	W10 DW11	12.8	53.4	24.3	156.5		23	8620	5620	-	4430	4320	4100	3950	3750
320/85R34	W11	325	1407	638	4154	133D	2.4	4740	3090	2760	2440	2370	2260	2160	2060
		12.8	55.4	25.1	163.5		35	10450	6810	6090	5380	5230	4980	4760	4540
380/85R34	W12 W11	380	1510	674	4412	137D	1.6	5290	3450	-	2730	2645	2520	2415	2300
(14.9R34)	W13	15	59.4	26.5	173.7		23	11660	7610	-	6020	5830	5560	5320	5070
420/85R34	W15L	438	1578	706	4729	142D	1.6	6095	2915	-	2730	2700	2650	2650	2650
(16.9R34)		17.2	62.1	27.8	186.2		23	13440	6430	-	6020	5950	5840	5840	5840
320/85R36	W11	325	1458	660	4327	128D	1.6	4140	2700		2130	2070	1970	1890	1800
	W10	12.8	57.4	26	170.4		23	9130	5950		4700	4560	4340	4170	3970
340/85R38	W12	345	1543	708	4551	133D	1.6	4740	3090	-	2445	2370	2260	2165	2060
(13.6R38)	W11	13.6	60.7	27.9	179.2		23	10450	6810	-	5390	5230	4980	4770	4540
380/80R38	W12 W11	380	1573	728	4738	142D	2.4	6095	3980	-	3140	3050	2900	2790	2650
(14.9R38)	W13	15	61.9	28.7	186.5		35	13440	8770	-	6920	6720	6390	6150	5840
420/85R38	W15L W14L	415	1680	655	4949	144D	1.6	6440	4200	3750	3320	3220	3070	2940	2800
(16.9R38)	W13	16.3	66.1	25.8	194.8		23	14200	9260	8270	7320	7100	6770	6480	6170
460/85R38	W16L	475	1747	783	5194	149D	1.6	7470	4880	-	3850	3740	3560	3410	3250
		18.7	68.8	30.8	204.5		23	16470	10760	-	8490	8250	7850	7520	7170
520/85R38	DW16L	525	1850	820	5422	155D	1.6	8910	5810	-	4590	4460	4240	4070	3875
	TW16L	20.7	72.8	32.3	213.5		23	19640	12810	-	10120	9830	9350	8970	8540

Size	Rim	Unloaded Dimension SW	Unloaded Dimension OD	Loaded Static radius	RC	Load Index PR Symbols	Inflation Pressure	Recommended Load Speed (kmph/mph) Drive Wheel Application Static	10	15	25	30	40	50	65
		mm	mm	mm	mm		bar								
		in	in	in	in		psi	kmph	6	9	16	19	25	31	40
480/80R42 (18.4R42)	DW16L	479	1835	841	5386	151D	1.6	7930	5180	4620	4090	3970	3780	3620	3450
		18.9	72.2	33.1	212		23	17480	11420	10190	9020	8750	8330	7980	7610
480/80R46 (18.4R46)	DW16L W16L W15L DW 14L W14L	479	1936	892	5788	158D	2.4	9775	4675	-	4375	4335	4250	4250	4250
		18.9	76.2	35.1	227.9		35	21550	10310	-	9650	9560	9370	9370	9370
520/85R46	DW16L	516	2049	937	6053	158D	1.6	9780	6380	-	5040	4890	4650	4460	4250
		20.3	80.7	36.9	238.3		23	21561	14065	-	11111	10781	10251	9833	9370

Size	Rim	Unloaded Dimension SW	Unloaded Dimension OD	Loaded Static radius	RC	Load Index PR Symbols	Inflation Pressure	Recommended Load Speed (kmph/mph) Cable/Grapple Skidder Static
		mm	mm	mm	mm		bar	
		in	in	in	in		psi	
520/85R42 (20.8R42)	DW16L W16L W15L DD16L	516	1951	888	5776	157D	2.55	5970
		20.3	76.8	35	227.4		37	13160

Size	Rim	Unloaded Dimension SW	Unloaded Dimension OD	Loaded Static radius	RC	Load Index PR Symbols	Inflation Pressure	Recommended Load Speed (kmph/mph) Tractor Application Static	10	25	30	40	50	65
		mm	mm	mm	mm		bar							
		in	in	in	in		psi	kmph	6	16	19	25	31	40
340/85R36 (13.6R36)	W12	353	1492	689	4335	132D	1.6	4600	3000	2370	2300	2190	2100	2000
	W11	13.9	58.7	27.1	170.7		23	10140	6610	5230	5070	4830	4630	4410
420/85R26 (16.9R26)	W15L W13 W14	440	1365	609.4	3980	135D	1.4	5010	3270	-	2510	2390	2290	2180
		17.3	53.7	24	156.7		20	11045	7209	-	5534	5269	5049	4806

Size	Rim	Unloaded Dimension SW	Unloaded Dimension OD	Loaded Static radius	RC	Load Index PR Symbols	Inflation Pressure	Recommended Load Speed (kmph/mph) Non Cyclic application Static	10	20	30	40	50	60	65	70	Cyclic Operations bar	10	15
		mm	mm	mm	mm		bar												
		in	in	in	in		psi		6	12	19	25	31	37	40	43	psi	6	9
460/85R34 (18.4R34)	W16L	479	1637	733	4792	147D	1.6	7070	4610	3780	3540	3370	3230	3120	3075	2800	2	5230	4770
		18.9	64.4	28.9	188.7		23	15587	10163	8333	7804	7430	7121	6878	6779	6173	29	11530	10516

GALAXY EARTH PRO RADIAL 701 R-1W

2WD TRACTOR MFWA

Galaxy Earthpro Radial 701 wide base radial tires are developed for loaders and for field and hauling applications. The special R-1W traction tread pattern with radial nylon casing, rigid belts, mudguard, and unique shoulder design ensures excellent grip and high traction efficiency. The large tire footprint area reduces average ground pressure, minimizes soil compaction, and increases flotation abilities.

Size	Rim	Unloaded Dimension SW	Unloaded Dimension OD	Loaded Static radius	RC	Load Index PR Symbols	Inflation Pressure	Recommended Load Speed (kmph/mph) Tractor Application Static	10	20	30	40	50	65
		mm	mm	mm	mm		bar							
		in	in	in	in		psi		6	12	19	25	31	40
320/65R16	W10	325	835	375	2456	107D	1.6	2243	1463	1199	1043	975	975	975
		12.8	32.9	14.8	96.7	107B	23	4950	3230	2640	2300	2150	2150	2150
340/65R20	W11	345	955	458	2868	124D	2.4	3650	1750	1700	1650	1600	1600	1600
		13.6	37.6	18	112.9	121B	35	8050	3860	3750	3640	3530	3530	3530

Size	Rim	Unloaded Dimension		Loaded Static radius	RC	Load Index PR Symbols	Inflation Pressure	Recommended Load							
								Speed (kmph/mph)							
								Not high and sustained torque; Road transport							
		SW	OD												
		mm	mm	mm	mm		bar	Static	10	20	25	30	40	50	65
		in	in	in	in		psi		6	12	16	19	25	31	40
240/70R16	W8 W8L	245	740	335	2212	104D	2.4	2070	1350	1110	1070	1040	990	950	900
		9.6	29.1	13.2	87.1		35	4560	2980	2450	2360	2290	2180	2090	1980
260/70R16	W8 W8L	258	776	358	2318	109D	2.4	2370	1550	1270	1220	1180	1130	1080	1030
		10.2	30.6	14.1	91.3		35	5230	3420	2800	2690	2600	2490	2380	2270
280/70R16	W9 W8L W8	278	804	360	2392	112D	2.4	2580	1680	1380	1330	1290	1230	1180	1120
		10.9	31.7	14.2	94.2		35	5690	3700	3040	2930	2840	2710	2600	2470
280/70R18	W9 W8L W8	278	856	390	2544	114D	2.4	2710	1770	1450	1400	1360	1290	1240	1180
		10.9	33.7	15.4	100.2		35	5980	3900	3200	3090	3000	2840	2730	2600
260/70R20	W8 W8L	258	878	406	2612	113D	2.4	2650	1730	1410	1360	1320	1260	1210	1150
		10.2	34.6	16	102.8		35	5840	3810	3110	3000	2910	2780	2670	2540
360/70R20	W11 W10	360	1042	479	3125	129D	2.4	4260	2780	2280	2190	2130	2030	1940	1850
		14.2	41	18.9	123		35	9390	6130	5030	4830	4700	4480	4280	4080
380/70R20	W12	380	1082	485	3157	122D	1.6	3450	2250	1850	1780	1730	1640	1580	1500
	W11	15	42.6	19.1	124.3		23	7610	4960	4080	3920	3810	3620	3480	3310

Size	Rim	Unloaded Dimension		Loaded Static radius	RC	Load Index PR Symbols	Inflation Pressure	Recommended Load						
								Speed (kmph/mph)						
								High torque	Not high and sustained torque; Road transport					
		SW	OD											
		mm	mm	mm	mm		bar	10	Static	10	25	30	40	50
		in	in	in	in		psi	6		6	16	19	25	31
280/70R18	W8L W9	272	849	380	2702	114A8	2.4	1260	2710	1770	1310	1260	1180	1090
		10.7	33.4	15	106.4	111	35	2780	5980	3900	2890	2780	2600	2400

GALAXY EARTH-PRO RADIAL 650 R-1W

MFWA COMBINE HARVESTER

Earth Pro 650 is an extra wide tire available in radial for use in agricultural tractors and combine harvesters for farming. It is characterized by increased load capacity for the same inflation pressure. This means that the low inflation pressure combined with large footprint helps reduce soil compaction. Low angled lugs of the tire at the shoulder area improve traction, while higher angles around the tire center line improve ride comfort. This leads to increased tire traction efficiency by an effective traction/slip characteristic. Also the strong radial construction with reinforced beads and sidewalls provide long tire life.

Size	Rim	Unloaded Dimension		Load-ed Static radius	RC	Load Index PR Symbols	Infi press	Recommended Load												
								Speed (kmph/mph)												
								Non cyclic operation										Cyclic Operations		
		SW	OD																	
		mm	mm	mm	mm		bar	Field	Static	10	25	30	40	50	60	65	70	bar	10	15
		in	in	in	in		psi			6	16	19	25	31	37	40	43	psi	6	9
650/65R38	DW20A	645	1835	733	5433	171D	3.5	7073	14145	9225	7288	7073	6734	6458	6242	6150	5597	4.4	10455	9533
		25.4	72.2	28.9	213.9		51	15593	31184	20338	16067	15593	14846	14237	13761	13558	12339	64	23049	21017

GALAXY EARTH PRO RADIAL750 R-1W

2WD TRACTOR 4WD TRACTOR MFWA

Galaxy Earth-Pro 750 series radial tire has advanced lug design with steep angle in center for smooth ride, long wear and self-cleaning. It has a lower angle at shoulder for traction. This tire provides greatly improved hillside stability. The Galaxy Earth-Pro 750 radial tire has a highly versatile and modern design providing excellent road wear and ride comfort while at the same time providing high traction in the field. The pads between the lugs act as mud breakers. Also, the reinforced lug and bead areas and improved tread compound provide exceptional working life.

Size	Rim	Unloaded Dimension		Loaded Static radius	RC	Load Index PR Symbols	Inflation Pressure	Recommended Load, Kg (lbs.)								
								Speed, Km/h (mph)								
								Non Cyclic application								
		SW	OD													
		mm	mm	mm	mm		bar	Static	10	20	25	30	40	50	65	70
		in	in	in	in		psi		6	12	16	19	25	31	40	43
400/75R38 (15.5R38)	W13	400	1570	730.3	4612	138D	1.6	Static	10	20	25	30	40	50	65	70
	WH14L	15.7	61.8	28.8	181.6		138B	23	6	12	16	19	25	31	40	43

GALAXY EARTHPRO SS I R-1

TRAILER WAGON TANKER COMBINE HARVESTER SPREADER

EarthPro SS I is dedicated to work on High Power Tractors, Combine Harvesters, Big Wagons and Spreaders. Specific tread pattern and tire construction enables wide multi-purpose applications. Tread pattern with moderate non skid depth, and slightly round shoulders enables comfortable and smooth run on hard surfaces, as well as high traction and good self-cleaning in the fields.

Size	Rim	Unloaded Dimension		Loaded Static radius	RC	Load Index PR Symbols	Infi press	Recommended Load									
								Speed (kmph/mph)									
								Tractor Application									
		SW	OD														
		mm	mm	mm	mm		bar	Static	10	15	20	25	30	40	50	65	70
		in	in	in	in		psi		6	9	12	16	19	25	31	40	43
1050/50R32	36.00VA	1050	1870	812.8	5716.2	184D	3.2	20700	13500	12060	11070	10670	10350	9860	9450	9000	8190
		41.3	73.6	32	225		46	45636	29762	26588	24405	23523	22818	21738	20834	19842	18056

GALAXY EARTH PRO SS II R-1

MFWA

EarthPro SS II is an aggressive Tread Pattern which enables the High Traction Capabilities & provides Lower Rolling Resistance. It's Sharp Shoulders enhances the Excellent Grip on Surface. The Wide-Spaced Designed Lugs has aggressive Angles with Good-Self Cleaning. The Stubble Guard Compound helps in Providing Longer Tire Life with Enhanced Tread Performance.

Size	Rim	Unloaded Dimension		Loaded Static radius	RC	Load Index PR Symbols	Inflation Pressure	Recommended Load, Kg (lbs.)											
								Speed, Km/h (mph)											
								Tractor									Cyclic Operation		
		SW	OD																
		mm	mm	mm	mm		bar	Static	10	15	20	25	30	40	65	70	bar	10	15
		in	in	in	in		psi		6	9	12	16	19	25	40	43	psi	6	9
1000/50R25	36.00TH	1065	1660	772.1	5159.1	172D	2.4	14490	9450	8440	7750	7465	7245	6895	6300	5730	3	10710	9765
		41.9	65.4	30.4	203.1		35	31945	20834	18607	17086	16457	15972	15201	13889	12632	44	23611	21528

GALAXY EARTH PRO RC II R-1

2WD TRACTOR MFWA SPRAYER

The Galaxy Earth-Pro RC II is a specialized range of radial narrow tires designed for various tasks such as cultivation, harvesting, and spraying. Featuring rounded shoulders, these tires ensure optimal protection for soil and crops. Their robust casing and sturdy belt offer the benefits of radial construction, making them ideal for use in row crop tractors and self-propelled sprayers within row crop applications.

Size	Rim	Unloaded Dimension		Loaded Static radius	RC	Load Index PR Symbols	Inflation Pressure	Recommended Load								
								Speed (kmph/mph)								
								Non Cyclic applications						Cyclic Operations		
		SW	OD													
		mm	mm	mm	mm		bar	Field	10	20	30	40	50	bar	10	15
		in	in	in	in		psi		6	12	19	25	31	psi	6	9
230/95R28	W8	241	1140	531	3418	109A8	1.6	1102	1545	1267	1102	1030	937	2	1751	1597
	W7	9.5	44.9	20.9	134.6	106B	23	2429	3406	2793	2429	2271	2066	29	3860	3521
320/90R54	W10	325	1958	926.6	5994	151D	3.6	3970	4090	3780	3620	3450	3140	4.5	5870	5350
	W11	12.8	77.1	36.5	236	154	52	8752	9017	8333	7981	7606	6923	65	12941	11795

BIAS TRACTOR

GALAXY AGRI TRAC II R-1/G-1

2WD TRACTOR MFWA

The Galaxy Agri-Trac II has a modern, curved 45 degree lug design for both smooth riding on the road, and excellent traction in all field conditions. Its special stepped surfaces between lugs facilitate cleaning in very muddy conditions. The wide nose bar provides extra life on hard surfaces/roading. The Agri Trac II has been reinforced with a wear resistant compound to give it long wear capabilities. The Agri Trac II has been selected as an OEM fitment tire by leading tractor manufacturers.

Size	Rim	Unloaded Dimension		Loaded Static radius	RC	Load Index PR Symbols	Inflation Pressure	Recommended Load							
								Speed (kmph/mph)							
								Tractor application							
		SW	OD												
		mm	mm	mm	mm		bar	Static	10	15	20	25	30	35	40
		in	in	in	in		psi		6	9	12	16	19	22	25
180/95-14	6J 7.0JJ	183	691	320	2070	6	2.5	-	1095	1044	986	840	730	657	584
		7.2	27.2	12.6	81.5	97A6 93A8	36	-	2410	2300	2170	1850	1610	1450	1290
7-16	6LB 6L 6.00F	183	742	352	2295	6	2.5	-	750	715	675	575	500	450	400
		7.2	29.2	13.9	90.4	84A6	36	-	1650	1580	1490	1270	1100	990	880
8-16	6LB 6L 6.00F	211	790	367	2368	6	1.9	-	923	879	830	707	615	554	492
		8.3	31.1	14.4	93.2	91A6	28	-	2040	1940	1830	1560	1360	1220	1090
9.5-16	W8L 8LB	241	845	388.4	2536	6	2.1	-	1590	970	830	740	690	-	630
		9.5	33.3	15.3	99.8	95A6 92A8	30	-	3510	2140	1830	1630	1520	-	1390
11.2-24	W10 W9 W10H	284	1103	513	3232	6	1.8	2440	1480	1380	1270	1130	1060	1010	950
		11.2	43.4	20.2	127.2	110A6 106	26	5380	3260	3040	2800	2490	2340	2230	2090
11.2-24	W10 W9 W10H	284	1103	508	3351	8	2.4	2880	1750	1630	1500	1340	1250	1190	1130
		11.2	43.4	20	131.9	116A6 113A8	35	6350	3860	3590	3310	2950	2760	2620	2490
11.2-24	W10 W10H W9	284	1103	519	3311	10	3	3450	2100	-	1800	1610	1500	-	1350
		11.2	43.4	20.4	130.4	122A6 119A8	44	7610	4630	-	3970	3550	3310	-	2980
12.4-24	W11 W10 W10H	315	1158	530	3475	8	2.2	3220	1960	1820	1680	1500	1400	1330	1260
		12.4	45.6	20.9	136.8	120A6 117A8	32	7100	4320	4010	3700	3310	3090	2930	2780
16.9-24	W15L W15	429	1335	595	3944	6	1.2	3910	2380	2210	2040	1820	1700	1620	1530
		16.9	52.6	23.4	155.3	126A6 123A8	18	8620	5250	4870	4500	4010	3750	3570	3370
9.5-24	W8	241	1048	482	3103	6	2.1	2130	1300	1200	1110	990	925	880	830
		9.5	41.3	19	122.2	105A6 102	30	4700	2870	2650	2450	2180	2040	1940	1830
9.5-24	W8 W8H W7	241	1048	493	3246	10	3.4	2880	1750	-	-	1340	1250	-	1130
		9.5	41.3	19.4	127.8	116A6 112A8	49	6350	3860	-	-	2950	2760	-	2490
13.6-28	W12	344	1311	594	3832	6	1.6	3340	2030	1890	1740	1550	1450	1380	1285
		13.5	51.6	23.4	150.9	121A6 117A8	23	7360	4480	4170	3840	3420	3200	3040	2830
14.9-28	W13 W12	378	1366	631	4040	6	1.4	3800	2310	2150	1980	1770	1650	1570	1490
		14.9	53.8	24.8	159.1	125A6 121A8	20	8380	5090	4740	4370	3900	3640	3460	3290
16.9-28	W15L W15	429	1435	647	4248	6	1.3	4260	2590	2410	2220	1980	1850	1760	1670
		16.9	56.5	25.5	167.2	129A6 125A8	19	9390	5710	5310	4890	4370	4080	3880	3680
16.9-30	W15L DW15A W14L DW14A	429	1485	677	4419	6	1.3	4370	2660	2470	2280	2030	1900	1810	1710
		16.9	58.5	26.7	174	130A6 126A8	19	9630	5860	5450	5030	4480	4190	3990	3770
18.4-30	W16L DW16A W15L DW15A	467	1550	692	4567	8	1.3	5590	3400	3160	2920	2600	2430	2310	2190
		18.4	61	27.2	179.8	139A6 135A8	19	12320	7500	6970	6440	5730	5360	5090	4830
18.4-30	W16L DW16A	467	1552	709	4700	16	3.3	9490	5780	5360	4950	4410	4125	3920	3650
		18.4	61.1	27.9	185	157A6 153	48	20920	12740	11820	10910	9720	9090	8640	8050
16.9-34	W15L W15	428	1586	724	4744	8	1.7	5590	3400	3160	2920	2600	2430	2310	2190
		16.9	62.4	28.5	186.8	139A6 134A8	25	12320	7500	6970	6440	5730	5360	5090	4830

GALAXY EARTH-PRO R-1

2WD TRACTOR MFWA

The 23 degree tread offers maximum traction while distinct terracing in the space between the lugs is designed to enhance self-cleaning and provide constant traction in soft soil and mud. The state-of the-art neutral casing mould design minimizes stresses from the under inflated to the inflated tire, resulting in enhanced long-term reliability.

Size	Rim	Unloaded Dimension		Loaded Static radius	RC	Load Index PR Symbols	Inflation Pressure	Recommended Load Speed (kmph/mph) Mixed application				
		SW	OD									
		mm	mm	mm	mm		bar	Static	15	25	30	40
		in	in	in	in		psi	kmph	9	16	19	25
11.2-24	W10 W9 W10H	284	1105	510	3330	8	2.4	2650	1540	1280	1230	1150
		11.2	43.5	20.1	131.1	113A8	36	5840	3400	2820	2710	2540
12.4-24	W11	315	1160	543	3526	8	2.2	2960	1720	1430	1370	1285
		12.4	45.7	21.4	138.8	117A8	32	6530	3790	3150	3020	2830
13.6-24	W12 W11	345	1210	561	3647	8	1.9	3220	1880	1550	1500	1400
		13.6	47.6	22.1	143.6	120A8	28	7100	4150	3420	3310	3090
14.9-24	W13 W12	394	1265	580	3760	6	1.4	3130	1820	1510	1460	1360
		15.5	49.8	22.8	148	119A8	20	6900	4010	3330	3220	3000
14.9-24	W13 DW13A	387	1265	582	3807	8	1.8	3680	2140	1780	1710	1600
		15.2	49.8	22.9	149.9	124A8	26	8110	4720	3920	3770	3530
16.9-24	W15L	429	1335	612	4030	8	1.6	4260	2480	2050	1980	1850
		16.9	52.6	24.1	158.7	129A8	24	9390	5470	4520	4370	4080
14.9-28	W13	378	1365	619	4050	8	1.8	3910	2280	1890	1820	1700
		14.9	53.7	24.4	159.4	126A8	26	8620	5027	4167	4012	3748
23.1-30	DW20B	587	1707	766	5030	12	1.7	7940	4620	3830	3690	3450
		23.1	67.2	30.2	198	151A8	25	17510	10190	8440	8140	7610
13.6-38	W12 DW12 W11	347	1565	741	4759	8	2	4030	2350	1940	1870	1750
		13.7	61.6	29.2	187.4	127A8	28	8890	5180	4280	4120	3860
16.9-38	W15L W15A W14L DW14A	429	1689	783	5043	8	1.7	5150	3000	2490	2400	2240
		16.9	66.5	30.8	198.5	136A8	24	11354	6614	5490	5291	4938
18.4-38	W16	467	1750	812	5099	8	1.4	5590	3260	2700	2600	2430
		18.4	68.9	32	200.7	139A8	20	12320	7190	5950	5730	5360

Size	Rim	Unloaded Dimension		Loaded Static radius	RC	Load Index PR Symbols	Inflation Pressure	Recommended Load Speed (kmph/mph) Tractor application							
		SW	OD												
		mm	mm	mm	mm		bar	Static	10	15	20	25	30	40	50
		in	in	in	in		psi		6	9	12	16	19	25	31
16.9-28	W15	429	1435	658	4072	8	1.6	4485	2925	-	2399	2165	2087	1950	1775
		16.9	56.5	25.9	160.3	131A8	24	9890	6450	-	5290	4770	4600	4300	3910
16.9-30	W15	429	1485	672	4387	6	1.4	3910	2550	-	2091	-	1819	1700	1547
		16.9	58.5	26.5	172.7	126A8	21	8620	5620	-	4610	-	4010	3750	3410
18.4-30	DW16A DW15A W15L	467	1550	716.3	4605	8	1.4	5010	-	2920	-	2420	2330	2180	-
		18.4	61	28.2	181.3	135A8	20	11045	-	6437	-	5335	5137	2180	-
24.5-32	DW21 DH21 DW21B DH21B DH21HB	622	1803	809	5468	12	1.7	9200	6000	-	-	4440	4280	4000	3640
		24.5	71	31.9	215.3	156A8	25	20280	13230	-	-	9790	9440	8820	8030
18.4-34	W16L W16 DW16A W15L DW15A	467	1650	749	4879	8	1.4	5290	3450	-	2829	-	2461	2300	2093
		18.4	65	29.5	192.1	137A8	20	11660	7610	-	6240	-	5430	5070	4610
15.5-38	W14L W14 DW14A	394	1570	733	4758	8	1.8	4255	2775	-	2276	-	1980	1850	1684
		15.5	61.8	28.9	187.3	129A8	26	9380	6120	-	5020	-	4370	4080	3710
20.8-38	W18	528	1834	822	5389	8	1.2	6440	4200	-	3444	3108	2996	2800	2548
		20.8	72.2	32.4	212.2	144A8	18	14200	9260	-	7590	6850	6610	6170	5620
20.8-38	W18 W18A DW18A DD18	528	1834	823	5373	10	1.5	7245	-	4221	-	3497	3371	3150	-
		20.8	72.2	32.4	211.5	148A8	22	15970	-	9310	-	7710	7430	6950	-
20.8-38	W18 W18A DW18A DD18	528	1834	830	5389	14	2.2	8913	-	5193	-	4301	4146	3875	-
		20.8	72.2	32.7	212.2	155A8	32	19650	-	11450	-	9480	9140	854	-

GALAXY EARTH-PRO 45 R-1

2WD TRACTOR | MFWA

Optimised 45 degree lug angle ensures good roadability while on the road and superior self cleaning in the field. Tire life is enhanced by compound designed for low wear, additional rubber at lug centre, stabilised lugs at centre by evenly distributed tie bar. Specially designed lug angles and radius prevents lug base cracks. Additional rubber layer improves penetration resistance. Tougher sidewall provides deflection stability and protection from external damages.

Size	Rim	Unloaded Dimension		Loaded Static radius	RC	Load Index PR Symbols	Inflation Pressure	Recommended Load								
								Speed (kmph/mph)								
								Tractor application								
		SW	OD													
		mm	mm	mm	mm		bar	Field	Static	10	15	20	25	30	40	50
		in	in	in	in		psi			6	9	12	16	19	25	31
9.5-20	W8	241	940	443	2845	6	2.1	-	1898	1238	-	1015	916	883	825	751
		9.5	37	17.4	112	101A8	30	-	4180	2730	-	2240	2020	1950	1820	1660
11.2-24	W10	284	1105	518	3355	8	2.4	-	2875	1875	-	1538	-	1338	1250	1138
		11.2	43.5	20.4	132.1	116A8	34	-	6340	4130	-	3390	-	2950	2760	2510
13.6-24	W12 W12	345	1210	567	3630	8	2	-	3565	2325	-	1907	-	1659	1550	1411
		13.6	47.6	22.3	142.9	123A8	29	-	7860	5130	-	4200	-	3660	3420	3110
13.6-28	W12	345	1310	616	3996	8	2	-	3300	-	2195	-	2013	1832	1650	-
		13.6	51.6	24.3	157.3	125A8	29	-	7280	-	4840	-	4440	4040	3640	-
18.4-30	W16L	467	1550	688	4552	8	1.4	2600	5589	3645	3256	2989	-	2600	2430	2211
		18.4	61	27.1	179.2	139A8	20	5730	12320	8040	7180	6590	-	5730	5360	4870
18.4-30	W16L	467	1550	697	4603	12	1.4	-	5589	3645	-	2989	2697	2600	2430	2211
		18.4	61	27.4	181.2	149A8	20	-	12320	8040	-	6590	5950	5730	5360	4870
18.4-34	16	467	1650	760	5048	14	2.6	-	8395	5475	-	4490	4052	3906	3650	3322
		18.4	65	29.9	198.7	153A8	38	-	18510	12070	-	9900	8930	8610	8050	7320
12.4-36	W11 DW11 W10	315	1464	681	4408	8	2.4	-	3910	2550	2278	2091	1887	1819	1700	
		12.4	57.6	26.8	173.5	126A8	35	-	8620	5620	5020	4610	4160	4010	3750	

Size	Rim	Unloaded Dimension		Loaded Static radius	RC	Load Index PR Symbols	Inflation Pressure	Recommended Load						
								Speed (kmph/mph)						
								Drive Wheel Application						
		SW	OD											
		mm	mm	mm	mm		bar	Static	10	15	20	25	30	40
		in	in	in	in		psi		6	9	12	16	19	25
12.4-24	W11	323	1168	533	3461	8	2.2	3340	2180	1940	1780	1610	1550	1450
		12.7	46	21	136.3	121A8	32	7360	4810	4280	3920	3550	3420	3200
14.9-24	W13	383	1281	574	3742	8	1.8	4140	2700	2410	2210	2000	1930	1800
		15.1	50.4	22.6	147.3	128A8	26	9130	5950	5310	4870	4410	4260	3970
16.9-24	W15L	437	1332	600	4000	8	1.7	4740	3090	2760	2530	2290	2200	2060
		17.2	52.4	23.6	157.5	133A8	25	10450	6810	6090	5580	5050	4850	4540
8.3-24	W7	211	998	470	3030	8	3.1	2130	1390	1240	1140	1030	990	925
		8.3	39.3	18.5	119.3	105A8	45	4700	3060	2730	2510	2270	2180	2040
9.5-24	W8	240	1058	490	3175	8	2.8	2580	1680	1500	1380	1240	1200	1120
		9.4	41.7	19.3	125	112A8	41	5690	3700	3310	3040	2730	2650	2470
11.2-28	W10	289	1225	567	3681	8	2.4	3040	1980	1770	1620	1470	1410	1320
		11.4	48.2	22.3	144.9	118A8	35	6700	4370	3900	3570	3240	3110	2910
14.9-28	W12	384	1380	635	4191	8	1.8	4370	2850	2550	2340	2110	2030	1900
		15.1	54.3	25	165	130A8	26	9630	6280	5620	5160	4650	4480	4190
16.9-30	W15L	435	1502	676	4470	8	1.7	5290	3450	3080	2830	2550	2460	2300
		17.1	59.1	26.6	176	137A8	25	11660	7610	6790	6240	5620	5420	5070
16.9-34	W15L	433	1586	725	4720	8	1.7	5590	3650	3260	2990	2700	2600	2430
		17	62.4	28.5	185.8	139A8	25	12320	8050	7190	6590	5950	5730	5360
18.4-34	W16L	473	1658	740	4910	8	1.4	6100	3980	3550	3260	2940	2840	2650
		18.6	65.3	29.1	193.3	142A8	20	13450	8770	7830	7190	6480	6260	5840
15.5-38	W14L	399	1568	734	4770	8	1.8	4740	3090	2760	2530	2290	2200	2060
		15.7	61.7	28.9	187.8	133A8	26	10450	6810	6090	5580	5050	4850	4540
16.9-38	W15L	435	1686	770	5070	8	1.7	5920	3860	3450	3170	2860	2760	2575
		17.1	66.4	30.3	199.6	141A8	25	13050	8510	7610	6990	6310	6090	5680
18.4-38	W16L	463	1760	790	5190	8	1.4	6270	4090	3650	3350	3020	2920	2725
		18.2	69.3	31.1	204.3	143A8	20	13820	9020	8050	7390	6660	6440	6010

Size	Rim	Unloaded Dimension		Loaded Static radius	RC	Load Index PR Symbols	Inflation Pressure	Recommended Load										
								Speed (kmph/mph)										
								Drive Wheel (Tractor) application										
		SW	OD															
		mm	mm	mm	mm		bar	Static	5	10	15	20	25	30	35	40	45	50
		in	in	in	in		psi		3	6	9	12	16	19	22	25	26	31
12.4-24	W11 W10	315	1160	543	3468	12	3.6	4550	3150	2780	2480	2280	2050	1980	1910	1850	1780	1680
	24 W10H	12.4	45.7	21.4	136.5	129	52	10030	6950	6130	5470	5030	4520	4370	4210	4080	3920	3700

Size	Rim	Unloaded Dimension		Loaded Static radius	RC	Load Index PR Symbols	Inflation Pressure	Recommended Load						
								Speed (kmph/mph)						
								Mixed Applications						
		SW	OD											
		mm	mm	mm	mm		bar	Static	10	15	20	25	30	40
		in	in	in	in		psi		6	9	12	16	19	25
12.4-28	W11	317	1268	585	3776	8	2.3	3570	2330	2080	1910	1720	1660	1550
		12.5	49.9	23	148.7	123A8	33	7870	5140	4590	4210	3790	3660	3420
16.9-28	W15L W14L	429	1435	630	4308	8	1.7	5010	3270	2920	2680	2420	2330	2180
		16.9	56.5	24.8	169.6	135A8	25	11050	7210	6440	5910	5340	5140	4810
15.5-38	W14L	394	1570	736	4802	12	1.7	5920	3860	3450	3170	2860	2760	2575
	DW14A	15.5	61.8	29	189.1	141A8	24	13050	8510	7610	6990	6310	6090	5680

GALAXY IRRIGATION R-1 R-1

IRRIGATION

Irrigation R-1 is specially designed to meet the modern day needs of the irrigation applications. Wide 23 degree angled lugs provide excellent traction. Robust carcass construction with strong sidewall provides protection against damages ensuring zero downtime.

Size	Rim	Unloaded Dimension		Loaded Static radius	RC	Load Index PR Symbols	Inflation Pressure	Recommended Load					
								Speed (kmph/mph)					
								Tractor application					
		SW	OD										
		mm	mm	mm	mm		bar	Static	10	20	25	30	40
		in	in	in	in		psi	kmph	6	12	16	19	25
11.2-24	W10 W9	284	1105	503	3259	6	1.8	2440	1480	1270	1130	1060	950
	W10H	11.2	43.5	19.8	128.3	110A6	26	5380	3260	2800	2490	2340	2090
14.9-24	W13 W12	378	1250	562	3668	8	1.8	4140	2700	1998	1926	1800	1638
		14.9	49.2	22.1	144.4	128A8	26	9130	5950	4410	4250	3970	3610
11.2-38	W10	284	1459	678	4390	6	1.8	2714	1770	1451	1310	1263	1180
		11.2	57.4	26.7	172.8	114A8	26	5980	3900	3200	2890	2780	2600

GALAXY SUPER COMPACTOR R-3

COMPACTOR 2WD TRACTOR 4WD TRACTOR UTILITY TRACTOR

Galaxy Super Compactor Drive Wheel is a multi-purpose tractor tire designed to provide high load capacity, significant traction and smooth ride comfort. It is suitable for on-the-road, industrial and road construction equipment. The strong nylon construction, rugged design, and ozone resistant compounds provide long tread life.

Size	Rim	Unloaded Dimension		Loaded Static radius	RC	Load Index PR Symbols	Inflation Pressure	Recommended Load								
								Speed (kmph/mph)								
								Field operation			Not high and sustained torque; Road transport					
		SW	OD					High Torque	Low Torque							
		mm	mm	mm	mm		bar	10	10	20	Static	10	25	30	40	50
		in	in	in	in		psi	6	6	12		6	16	19	25	31
23.1-26	DW20	587	1580	697	4600	8	1.1	3100	4060	3480	6670	4350	3220	3100	2900	2640
		23.1	62.2	27.4	181.1	145A8	16	6830	8950	7670	14710	9590	7100	6830	6390	5820

GALAXY EARTH PRO 102 IMP

2WD TRACTOR MFWA

Earthpro 102 Agriculture tire is designed for tractors, implements, self-propelled harvesting equipment and light industrial/construction applications. It has superior carcass casing and bead construction for better the tire life. The extra deep lug provides good performance under severe working conditions. The specially designed directional tread pattern provides excellent traction and self-cleaning properties. The tire is made of special rubber compound which provides greater resistance to tire failure, tear resistance, thus enhancing the tire life.

Size	Rim	Unloaded Dimension		Loaded Static radius	RC	Load Index PR Symbols	Infi press	Recommended Load													
								Speed (kmph/mph)													
								Drive Wheel							Free Rolling						
		SW	OD					Static	15	20	25	30	40	50	Static	15	20	25	30	40	50
		mm in	mm in	mm in	mm in			kmph	kmph	kmph	kmph	kmph	kmph	kmph	kmph	kmph	kmph	kmph	kmph	kmph	kmph
7.50-16 IMP	5.50F	209	805	369	2373	8	3.25	1821	1031	977	922	868	775	698	1848	1490	1411	1333	1254	1120	1008
		8.2	31.7	14.5	93.4	112A8 99A8	47	4020	2270	2150	2030	1910	1710	1540	4070	3290	3110	2940	2770	2470	2220

GALAXY EARTH-PRO 103 G-1W/R-1

2WD TRACTOR MFWA

Galaxy Earth-Pro 103 comes with a modern curved multi-angled lug design for both on & off-road applications. The tire provides superior traction during field operations and its rubber compound provides high resistance to cuts and punctures. The wide nose bar helps in delivering extra life on hard surfaces.

Size	Rim	Unloaded dimension		Loaded Static Radius	RC	Load Index Speed Symbol	Inflation Pressure	Recommend load, kg (lbs)						
								Speed (kmph/mph)						
								Tractor application						
		SW	OD											
		mm in	mm in	mm in	mm in		Bar psi	10 6	15 9	20 12	25 16	30 19	35 22	40 25
5.00-12	4.00E	140	580	265	1620	6	3.3	750	715	675	575	500	450	400
		5.5	22.8	10.4	63.8	84A6	48	1650	1580	1490	1270	1100	990	880
7-14	5JA	183	690	318	2037	4	1.7	533	508	479	408	355	320	284
		7.2	27.2	12.5	80.2	72A6	25	1175	1120	1056	899	783	705	626
6.00-16	4.5E	165	735	349	2247	8	4.5	1005	958	905	771	670	603	536
		6.5	28.9	13.7	88.5	94A6	65	2220	2110	2000	1700	1480	1330	1180
6.50-16	4.5	175	760	354	2304	8	4.2	1125	1073	1013	863	750	675	600
		6.9	29.9	13.9	90.7	98A6	61	2480	2370	2230	1900	1650	1490	1320
7-16	6.00F W6	183	742	344	2204	4	1.7	581	553	522	445	387	348	310
		7.2	29.2	13.5	86.8	75A6	24	1280	1220	1150	980	850	770	680
4.50-19	3.00D	120	736	341	2264	6	4.5	713	679	641	546	475	428	380
		4.7	29	13.4	89.1	83A6	65	1570	1500	1410	1200	1050	940	840

Size	Rim	Unloaded dimension		Loaded Static Radius	RC	Load Index Speed Symbol	Inflation Pres-sure	Recommend load, kg (lbs)								
								Speed (kmph/mph)								
								Drive Wheel application								
		SW	OD													
		mm in	mm in	mm in	mm in		Bar psi	Static	5 3	10 6	15 9	20 12	25 16	30 19	35 22	40 25
6-14	5JA	155	643	306	1938	4	1.9	690	510	420	390	360	320	300	290	270
		6.1	25.3	12	76.3	66A6	28	1520	1120	930	860	790	710	660	640	600
5.00-15	4.00E	140	655	302	1950	6	3.5	1290	950	780	730	670	600	560	530	500
		5.5	25.8	11.9	76.8	88A6	51	2840	2090	1720	1610	1480	1320	1240	1170	1100
7.50-18	5.50F	205	860	401	2624	8	3.7	2190	1620	1330	1240	1140	1020	950	900	860
		8.1	33.9	15.8	103.3	106A6	54	4830	3570	2930	2730	2510	2250	2090	1980	1900

GALAXY EARTH-PRO 104 R-1

2WD TRACTOR MFWA

Galaxy Earth Pro 104 drive wheel is a heavy-duty tractor tire for all types of heavy services. The 45-degree self-cleaning deep lugs are specially designed to provide high traction and long life under hard working conditions, including on-the-road service. A strong nylon carcass ensures full power transmission, as well as good resistance to mechanical failures and moisture deterioration.

Size	Rim	Unloaded Dimension		Loaded Static radius	RC	Load Index PR Symbols	Infi press	Recommended Load											
								Speed (kmph/mph)											
								Drive Wheel						Free Rolling					
		SW	OD					Static	15	20	25	30	40	Static	15	20	25	30	40
		mm in	mm in	mm in	mm in		Bar psi	kmph	kmph	kmph	kmph	kmph	kmph	kmph	kmph	kmph	kmph	kmph	kmph
6.5/80-15	5.5	166	663	311	1957	6	3.6	1246	641	604	567	530	477	1238	908	855	803	750	675
		6.5	26.1	12.2	77	98A6/94A8 86A6/83A8	52	2750	1410	1330	1250	1170	1050	2730	2000	1890	1770	1650	1490
8.25-16	6	229	832	382	2451	6	2.3	1763	908	855	803	750	675	1749	1283	1208	1134	1060	954
		9	32.8	15	96.5	110A6/106A8 98A6/95A8	33	3890	2000	1890	1770	1650	1490	3860	2830	2660	2500	2340	2100

Size	Rim	Unloaded dimension		Loaded Static Radius	Rolling Circum	Load Index Speed Symbol	Infi press	Recommend load, kg (lbs)								
								Speed (kmph/mph)								
								Tractor Application								
		SW	OD													
		mm in	mm in	mm in	mm in		Bar psi	Static	5 3	10 6	15 9	20 12	25 16	30 19	35 22	40 25
14.9-30	W13	378	1415	669	3919	8	1.8	4490	3320	2930	2610	2400	2160	2090	2010	1950
	DW13A	14.9	55.7	26.3	154.3	131A8	26	9900	7320	6460	5750	5290	4760	4610	4430	4300
12.4-32	W11	315	1360	647	4174	8	2.2	4070	-	2480	2210	2030	1830	1770	1700	1650
		12.4	53.5	25.5	164.3	125	32	8970	-	5470	4870	4480	4030	3900	3750	3640
9.5-36	W8	241	1355	651	4133	6	2.1	2370	1750	1550	1380	1270	1140	1100	1060	1030
		9.5	53.3	25.6	162.7	109A8	30	5230	3860	3420	3040	2800	2510	2430	2340	2270

Size	Rim	Unloaded dimension		Loaded Static Radius	Rolling Circum	Load Index Speed Symbol	Infi press	Recommend load, kg (lbs)						
								Speed (kmph/mph)						
								Log Skidder Application						
		SW	OD											
		mm in	mm in	mm in	mm in		Bar psi	10	15	20	25	30	35	40
								6	9	12	16	19	22	25
9.5-32	W8	241	1250	596	3793	6	2.1	1587	1425	1321	1216	1055	988	950
	W7	9.5	49.2	23.5	149.3	106A8	30	3500	3140	2910	2680	2330	2180	2090

GALAXY 357 R-1

2WD TRACTOR MFWA

A tractor tire with extra strong lugs for heavy-duty services, that is engineered for high power transmission under the most tough working conditions. Double angle design enables efficient self-cleaning. A 45 degree lug angle around the centerline provides continuous rolling and lower rolling resistance on the roads, as well as lower side slippage during off-the-road and hillside operations. A strong nylon carcass guards against mechanical failures and moisture deterioration.

Size	Rim	Unloaded Dimension		Loaded Static radius	RC	Load Index PR Symbols	Inflation Pressurer	Recommended Load								
								Speed								
								Field operation			Not high and sustained torque; Road transport					
								High Tor	Low Torque							
		SW	OD					10	10	20	Static	10	20	30	40	50
		mm in	mm in	mm in	mm in			6	6	12		6	12	19	25	31
12.4-24 Steel Belted	W11 W10 W10H	315	1160	533	3461	6	1.7	1300	1700	1460	2790	1820	1490	1300	1215	1110
		12.4	45.7	21	136.3	115A8	25	2870	3750	3220	6150	4010	3290	2870	2680	2450
12.4-24 Steel Belted	W11 W10 W10H	315	1160	533	3461	8	2.3	1550	2030	1740	3340	2180	1780	1550	1450	1320
		12.4	45.7	21	136.3	121A8	33	3420	4480	3840	7360	4810	3920	3420	3200	2910
12.4-36	W11L W10 W10H	315	1465	682	4407	6	1.7	1550	2030	1740	3340	2180	1780	1550	1450	1320
						121A8	25	3420	4480	3840	7360	4810	3920	3420	3200	2910
		12.4	57.7	26.9	173.5	10PR	2.8	2090	2730	2340	4490	2930	2400	2090	1950	177
						131A8	41	4610	6020	5160	9900	6460	5290	4610	4300	3900
15.5-38	W14L DW14	394	1570	724	4695	6	1.4	1870	2450	2100	4030	2630	2150	1870	1750	1590
						127A8	20	4120	5400	4630	8890	5800	4740	4120	3860	3510
						8	1.8	2200	2880	2470	4740	3090	2530	2200	2060	1870
		15.5	61.8	28.5	184.8	133A8	26	4850	6350	5450	10450	6810	5580	4850	4540	4120
						10	2.3	2530	3300	2830	5430	3540	2900	2530	2360	2150
						138A8	33	5580	7280	6240	11970	7800	6390	5580	5200	4740
18.4-38	W16L	467	1750	795	5185	6	1.1	2600	3400	2920	5590	3650	2990	2600	2430	2210
						139A8	16	5730	7500	6440	12320	8050	6590	5730	5360	4870
						8	1.4	2920	3820	3270	6270	4090	3350	2920	2725	2480
						143A8	20	6440	8420	7210	13820	9020	7390	6440	6010	5470
		18.4	68.9	31.3	204.1	10	1.8	3370	4410	3780	7250	4730	3870	3370	3150	2870
						148A8	26	7430	9720	8330	15980	10430	8530	7430	6950	6330
						12	2.1	3910	5110	4380	8400	5480	4490	3910	3650	3320
						153A8	30	8620	11270	9660	18520	12080	9900	8620	8050	7320

Size	Rim	Unloaded Dimension		Loaded Static radius	RC	Load Index PR Symbols	Inflation Pressurer	Recommended Load						
								Speed						
								Tractor Application						
		SW	OD					Static	10	20	25	30	40	50
		mm in	mm in	mm in	mm in				6	12	16	19	25	31
12.4/11-24	W11 W10 W9	315	1160	534	3496	12	3.5	4260	2780	-	2050	1980	1850	-
		12.4	45.7	21	137.6	129A8	51	9390	6130	-	4520	4370	4080	-
12.4-36/11-36	W11 11	315	1465	682	4407	8	2.3	3910	2550	-	2091	1819	1700	1547
		12.4	57.7	26.9	173.5	126A8	33	8620	5620	-	4610	4010	3750	3410
13.6/12-38	W12	345	1565	704	4702	8	2	4485	2925	-	2165	2087	1950	1450
		13.6	61.6	27.7	185.1	131A8	29	9890	6450	-	4770	4600	4300	3200
14.00-38	W12 W11	345	1565	720	4769	8	2	4485	2925	-	2399	2087	1950	1775
		13.6	61.6	28.3	187.8	131A8	29	9890	6450	-	5290	4600	4300	3910
18.4-38/15-38	W16L	467	1750	795	5185	8	1.7	5450	3620	-	3320	3020	2725	-
		18.4	68.9	31.3	204.1	143A8	25	12020	7980	-	7320	6660	6010	-
18.4/15-38	W16L	467	1750	795	5185	12	2	8395	5475	4490	4052	3906	3650	3322
		18.4	68.9	31.3	204.1	153A8	29	18510	12070	9900	8930	8610	8050	7320

Size	Rim	Unloaded Dimension		Loaded Static radius	RC	Load Index PR Symbols	Inflation Pres-surer	Recommended Load				
								Speed				
								Drive Wheel Application				
		SW	OD					Static	15	25	30	40
		mm in	mm in	mm in	mm in				9	16	19	25
12.4/11-24	W11	12.4	45.7	21	137.6	8	2.7	2900	1930	1770	1610	1450
		315	1160	534	3496	121A8	39	6390	4260	3900	3550	3200
13.6/12-28	W12	345	1310	596	3884	8	1.8	2900	1930	1770	1610	1450
		13.6	51.6	23.5	152.9	121A8	26	6390	4260	3900	3550	3200
15.5-38	W14	394	1570	724	4695	8	2.2	4120	2740	2510	2290	206
		15.5	61.8	28.5	184.8	133A8	32	9080	6040	5530	5050	4540

GALAXY HAUL MASTER ML R-1

2WD TRACTOR

Galaxy HaulMASTER-ML has a modern multi-angle lug design developed mainly for haulage applications. It provides better traction with self cleaning ability & also offers high roadability. Tire life is enhanced by a compound designed for low wear. Additional rubber at the lug centre with tie bar provision supports for improved stability. Its tougher sidewall provides deflection stability and protection from external damages.

Size	Rim	Unloaded dimension		Loaded Static Radius	Rolling Circum	Load Index Speed Symbol	Infi press	Recommend load, kg (lbs)					
								Speed (kmph/mph)					
								Mixed Application					
		SW	OD										
		mm in	mm in	mm in	mm in		Bar psi	Static	10	20	25	30	40
									6	12	16	19	25
16.9-30	W15L	429	1485	687.5	4469	12	2.4	6640	4200	3780	3220	2800	2240
		16.9	58.5	27.1	175.9	144	35	14639	9259	8333	7099	6173	4938

TRACTOR DIAGONAL

GALAXY EARTH-PRO 348 R-1

2WD TRACTOR MFWA

EarthPRO 348 has a modern curved design developed mainly for the heavy duty agricultural segment. The multi angled lug design enables smooth riding on the road and displays excellent traction during field operations. The special stepped surfaces between lugs enable the tire to have excellent self cleaning characteristics. The special tread compound provides protection against cuts and cracks.

Size	Rim	Unloaded dimension		Loaded Static Radius	Rolling Circum	Load Index Speed Symbol	Infi press	Recommend load, kg (lbs)							
								Speed (kmph/mph)							
								Mixed application							
		SW	OD												
		mm in	mm in	mm in	mm in		Bar psi	Static	10 6	15 9	20 12	25 16	30 19	35 22	40 25
16.9-30	W15L DW15A W14L DW14A	429	1485	667	4370	12	2.4	6440	3920	3640	3360	3000	2800	2660	2520
		16.9	58.5	26.3	172	144A6	35	14200	8640	8030	7410	6610	6170	5860	5560

NOTES

COMBINE HARVESTER

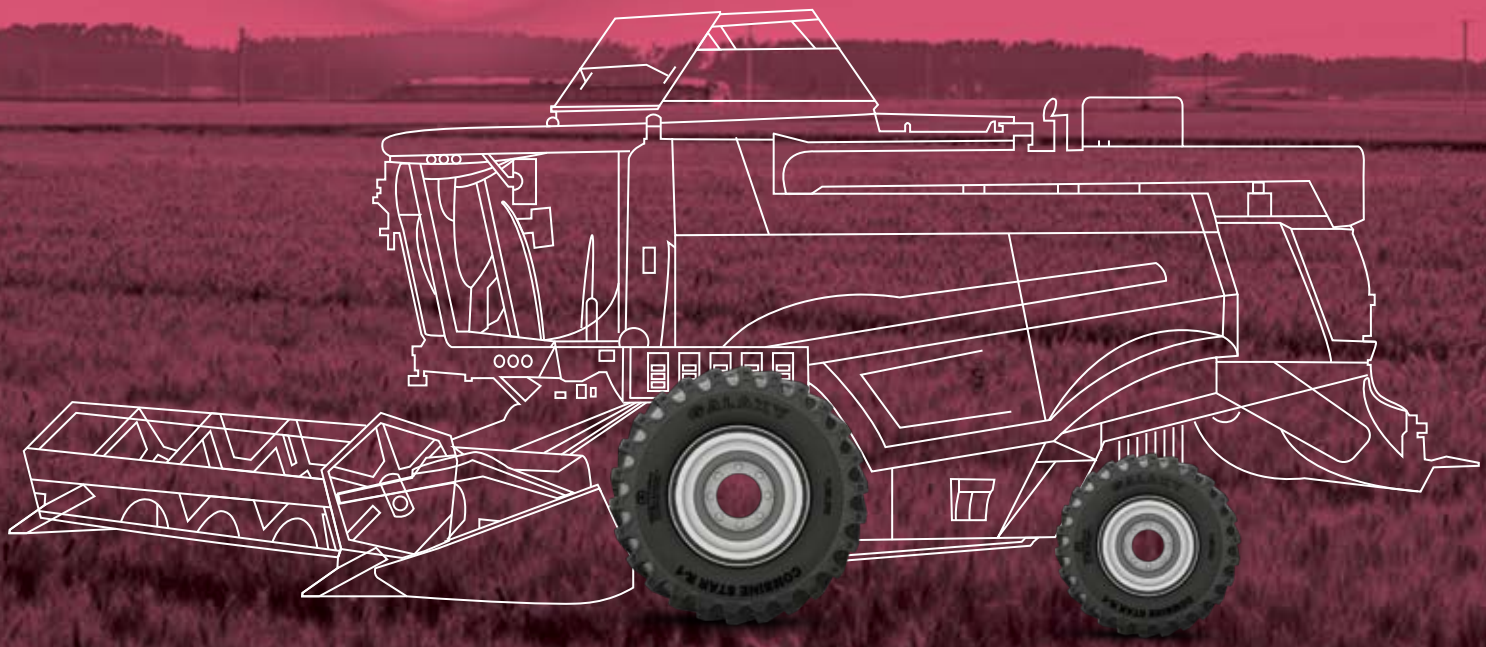

GALAXY COMBINE STAR R-1

COMBINE HARVESTER

The Galaxy Combine Star is designed with a special chaff-resistant tread compound. The specially designed 23 degree lugs are strong and wide enabling high traction and low slip, saving time and fuel. The tread area has more tread bars in contact with the ground which enhances traction and stability. The tire's robust construction with a higher tread count combined with a wider, stronger rim makes it the tire of choice for heavy-duty applications

Size	Rim	Unloaded dimension		Loaded Static Radius	Rolling Circum	Load Index Speed Symbol	Infi press	Recommend load, kg (lbs) Speed (kmph/mph) Harvester application					
		SW	OD										
		mm in	mm in	mm in	mm in		Bar psi	Static kmph	10 6	20 12	25 16	30 19	40 25
28L-26	DW25B	725	1630	731	4813	12	1.4	8630	5250	4500	4010	3750	3380
		28.5	64.2	28.8	189.5	154A6	20	19030	11570	9920	8840	8270	7450
30.5L-32	DH27 DW27A DH27B DH27H DH27HB	775	1845	838	5523	16	1.7	12190	7420	6360	5670	5300	4770
		30.5	72.6	33	217.4	166A6	25	26870	16360	14020	12500	11680	10520

Size	Rim	Unloaded dimension		Loaded Static Radius	Rolling Circum	Load Index Speed Symbol	Infi press	Recommend load, kg (lbs) Speed (kmph/mph) Tractor application				
		SW	OD									
		mm in	mm in	mm in	mm in		Bar psi	Static kmph	10 6	20 12	25 16	30 19
30.5L-32	DH27H DH27B DH27 DH27HB	775	1845	841	5556	18	2.1	13800	8400	7200	6420	6000
		30.5	72.6	33.1	218.7	170A6	30	30420	18520	15870	14150	13230

GALAXY THE GIANT HIPPO E-2/L-2

WHEEL LOADER

SUGAR CANE HARVESTER

Galaxy The Giant Hippo is designed with special features that make it one of a kind in the industry. These include mud breakers designed to eject mud and debris from the tread area. Rim shield, sidewall protectors, and a buttress shoulder are additional features. The buttress shoulder significantly enhances the tire's pulling power by up to 21%. This tire has gained the respect of several Original Equipment Manufacturers in the Sugar cane harvester segment.

Size	Rim	Unloaded dimension		Loaded Static Radius	RC	Load Index Speed Symbol	Infi press	Recommended Load Speed (kmph/mph) Harvester
		SW	OD					
		mm in	mm in	mm in	mm in		Bar psi	10 6
20.5-25	17	520	1492	654	4402	20	4.5	9500
		20.5	58.7	25.7	173.3		65	20940
23.5-25	19.5/2.5	564	1607	720	4748	24	4.75	12500
		22.2	63.3	28.3	186.9	196A2	69	27560
26.5-25	22/3	645	1653	737	4863	20	3.5	11800
		25.4	65.1	29	191.5		51	26015

GALAXY EARTH PRO HS R-1

4WD TRACTOR | MFWA | COMBINE HARVESTER

Earth Pro HS is an extra wide tire available in radial for use in agricultural tractors and combine harvesters for farming. It is characterised by increased load capacity for the same inflation pressure. This means that the low inflation pressure combined with large footprint helps reduce soil compaction. Low angled lugs of the tire at the shoulder area improve traction, while higher angles around the tire centre line improve ride comfort. This leads to increased tire traction efficiency by an effective traction/slip characteristic. Also the strong radial construction with reinforced beads and sidewalls provide long tire life.

Size	Rim	Unloaded Dimension		Loaded Static radius	RC	Load Index Speed Symbol	Infi press	Recommended Load													
								Speed (kmph/mph)													
								Non Cyclic Application											Infi press	Cyclic Application	
		SW	OD				Bar	Field	Static	10	15	20	25	30	35	40	50	65	bar	10	15
		mm in	mm in	mm in	mm in		psi			6	9	12	16	19	22	25	31	40	psi	6	9
620/75R26	DW20B	625	1590	730	4685	167A8	3.2	-	12540	8180	7300	6700	-	5830	5610	5450	5000	-	3.2	9270	8450
	W18L	24.6	62.6	28.7	184.4	164B	46	-	27646	18034	16094	14771	-	12853	12368	12015	11023	-	46	20437	18629
650/75R32	DW21B	650	1794	812	5454	172A8	3.2	6741	14490	9450	8442	7749	6993	6741	6489	6300	6300	-	4	10710	9765
	DW23B	25.6	70.6	32	214.7	172B	46	14860	31950	20830	18610	17080	15420	14860	14310	13890	13890	-	58	23610	21530
800/65R32	DW27B	800	1850	851	5533	181A8	4	9529	20482	12380	-	10150	9780	9490	-	9030	8660	8250	4	14030	12790
		31.5	72.8	33.5	217.8	178B	58	21008	45155	27293	-	22377	21561	20922	-	19908	19092	18188	9	30931	28197

GALAXY MIGHTY TRAC II R-4

SC SPECIAL COMPOUND

COMBINE HARVESTER

GALAXY Mighty Trac II designed for harvesters is to be used in Orchards for carrying out wide range of operations. The aggressive non directional tread block pattern with stepped lug design provides excellent traction and durability leading to longer tire life.

Size	Rim	Unloaded dimension		Loaded Static Radius	RC	Load Index Speed Symbol	Infi press	Recommended Load
								Speed (kmph/mph)
								Harvester
		SW	OD					
		mm in	mm in	mm in	mm in		Bar psi	10 kmph
380/55-16.5 (33X15.50-16.5)NHS	12	382	845	379	2506	14	4.8	3350
		15	33.3	14.9	98.7	150A2	70	7390

GALAXY ROWSTAR R-1

2WD TRACTOR | MFWA | SPRAYER

The Galaxy Rowstar is a special line of radial narrow tires for all types of cultivation, harvesting and spraying jobs. The tire is characterized by round shoulders for soil and crop protection. A tough casing and rigid belt provides all the advantages of radial construction. This tire is used as front wheel in Row Crop applications.

Size	Rim	Unloaded Dimension		Loaded Static radius	RC	Load Index Speed Symbol	Infi press	Speed, Km/h (mph)										
								Recommended Load, Kg (lbs.)										
								Non Cyclic Operation								Cyclic Operation		
		SW	OD				Bar	Static	10	15	25	40	50	65	70	bar	10	15
		mm in	mm in	mm in	mm in		psi		6	9	16	25	31	40	43	psi	6	9
230/95R48 (9.5R48)	W7, W8	241	1650	800	5156	136D	4	5150	3360	3000	2650	2450	2350	2240	2040	5	3810	3470
		9.5	65	31.5	203	139A8	58	11354	7408	6614	5842	5401	5181	4938	4497	73	8400	7650

NOTES

AGRI TRANSPORT

RADIAL FLOTATION

GALAXY FLOTSTAR IMP

FLOTATION

TRAILER

Galaxy Flotstar is the latest offering in the Radial Flotation Segment. Designed with a unique Non directional tread design that provides superior Traction and mobility in both field and on road and enables self cleaning. Has a steelbelted construction that prevents damages and ensures long life, uniform footprint ensuring better soil protection.

Size	Rim	Unloaded dimension		Loaded Static Radius	Rolling Circum	Load Index Speed Symbol	Infi press	Recommend load, kg (lbs)							
								Speed (kmph/mph)							
								Mixed application							
		SW	OD												
		mm in	mm in	mm in	mm in		Bar psi	Static	10 6	20 12	30 19	40 25	50 31	65 40	70 43
560/45R22.5	AG16.00	544	1076	483	3303	152D	4	8165	6390	5858	5361	4828	4296	3550	3231
		21.4	42.4	19	130		58	18000	14090	12920	11820	10640	9470	7830	7120
560/60R22.5	AG16.00	544	1244	560	3823	165D	5	11845	9270	8498	7777	7004	6232	5150	4687
		21.4	49	22	150.5		73	26110	20440	18740	17150	15440	13740	11350	10330
600/50R22.5	20	611	1172	524	3562	159D	4	10063	7875	7219	6606	5950	5294	4375	3981
		24.1	46.1	20.6	140.2		58	22190	17360	15920	14560	13120	11670	9650	8780
600/55R26.5	AG20.00	611	1333	596	4059	165D	4	11845	9270	8498	7777	7004	6232	5150	4687
		24.1	52.5	23.5	159.8		58	26110	20440	18740	17150	15440	13740	11350	10330
650/55R26.5	AG20.00	645	1389	619	4230	169D	4	13340	10440	9570	8758	7888	7018	5800	5278
		25.4	54.7	24.4	166.5		58	29410	23020	21100	19310	17390	15470	12790	11640
710/50R26.5	AG24.00	726	1383	620	4230	170D	4	13800	10800	9900	9060	8160	7260	6000	5460
		28.6	54.4	24.4	166.5		58	30420	23810	21830	19970	17990	16010	13230	12040

GALAXY SUPER SOIL SOFTEE IMP

TRAILER

The Galaxy Super Soil Softee is designed for use in spreading liquid fertilizers. The frame provides very low footprint pressure. It is ideal for machinery and equipment used in wet soil conditions. Radial construction provides superior cut and puncture resistance.

Size	Rim	Unloaded Dimension		Loaded Static radius	RC	Load Index PR Symbols	Inflation Pressure	Recommended Load													
								Speed (kmph/mph)													
								Drive wheel							Free rolling						
		SW	OD	mm	mm		bar	Static	10	25	30	35	40	50	Static	10	25	30	35	40	50
		mm	mm	in	in		psi		6	16	19	22	25	31		6	16	19	22	25	31
750/60R26	DW25B	750	1590	715	4722	175A8	4	11456	6830	5801	5733	5119	4875	4388	11385	9660	8211	8114	7245	6900	6210
		29.5	62.6	28.1	185.9		58	25260	15060	12790	12640	11290	10750	9670	25100	21300	18100	17890	15970	15210	13690

Size	Rim	Unloaded dimension		Loaded Static Radius	Rolling Circum	Load Index Speed Symbol	Infi press	Recommend load, kg (lbs)								
								Speed (kmph/mph)								
								Mixed application								
		SW	OD													
		mm in	mm in	mm in	mm in		Bar psi	Static	10 6	20 12	30 19	40 25	50 31	60 37	65 40	70 43
850/50R32 IMP	DH27	850	1670	756	5156	183D	4	20125	15750	14438	13213	11900	10588	9363	8750	7963
		33.5	65.7	29.8	203		58	44370	34720	31830	29130	26240	23340	20640	19290	17560

BIAS FLOTATION

GALAXY FLOTATION I-3

TRAILER BALER AGRICULTURAL IMPLEMENTS

Galaxy Flotation is specially constructed to carry heavy loads and is used in harsh conditions. The high load carrying capacity and low inflation pressure of the tire results in high degree of agricultural soil protection, as well as low rolling resistance during both, on and off-road usage. The unique tread pattern ensures excellent self-cleaning. The high rubber to void ratio ensures large footprint and hence lower pressure on soil resulting in maximum soil and plant protection. The wide center block and low lug angles provide tread stability and uniform wear. The strong nylon construction and compounds ensure long tire life.

Size	Rim	Unloaded Dimension		Loaded Static radius	RC	Load Index PR Symbols	Inflation Pressure	Recommended Load Speed (kmph/mph) Drive wheel					Free rolling				
		SW	OD	mm	mm		bar	10	25	30	40	50	10	25	30	40	50
		mm	mm	in	in		psi	6	16	19	25	31	6	16	19	25	31
400/60-15.5	13.00	404	874	386.5	2550	16	4	4410	3749	3528	3150	2835	3140	2666	2509	2240	2016
		15.9	34.4	15.2	100.4	148A8(144B) 136A8(132B)	58	9722	8265	7778	6945	6250	45543	5878	5531	4938	4445
400/55-22.5	13	401	1030	470	3102	16	4	3500	2980	2800	2500	2250	4970	4220	3980	3550	3200
		15.8	40.6	18.5	122.1	152A8 140A8	58	7720	6570	6170	5510	4960	10960	9300	8770	7830	7060
550/45-22.5	AG16.00	550	1070	475	3175	16	2.8	4310	3660	3440	3075	2770	6130	5210	4900	4375	3940
		21.7	42.1	18.7	125	159A8(156B) 147A8(144B)	41	9500	8070	7580	6780	6110	13510	11490	10800	9650	8690
600/50-22.5	AG20.00	600	1170	503	3450	16	2.6	5110	4340	4090	3650	3290	7210	6130	5770	5150	4640
		23.6	46.1	19.8	135.8	165A8(161B) 153A8(149B	38	11270	9570	9020	8050	7250	15900	13510	12720	11350	10230

GALAXY FLOT PRO I-3

AGRICULTURAL IMPLEMENTS TRAILER BALER

Galaxy FLOT PRO is specially designed for low end applications like balers,wagons and other agricultural implements.It displays excellent flotation and self cleaning characteristics. The tire has moderate traction flotation profile and provides maximum soil protection and low soil compaction.

Size	Rim	Unloaded Dimension		Loaded Static radius	RC	Load Index PR Symbols	Infla-tion Pres-sure	Recommended Load Speed (kmph/mph) Drive Wheel						Free Rolling					
		SW	OD																
		mm	mm	mm	mm		bar	Static	10	25	30	40	50	Static	10	25	30	40	50
		in	in	in	in		psi		6	16	19	25	31		6	16	19	25	31
400/60-15.5	AG13.00 13.00DC	404	874	377	2510	16	4	-	3140	2670	2510	2240	2020	-	4410	3750	3530	3150	2840
		15.9	34.4	14.8	98.8		58	-	6920	5890	5530	4940	4450	-	9720	8270	7780	6950	6260
500/45-22.5	AG16.00 16.00	500	1030	455	3153	16	3.6	6228	3710	-	2968	2650	2385	6188	5250	-	4200	3750	3375
		19.7	40.6	17.9	124.1	154A8(144B) 142A8(138B)	52	13730	8180	-	6540	5840	5260	13640	11570	-	9260	8270	7440
500/60-22.5	AG16.00 16.00 17.00 15.00	500	1170	510	3460	16	3.2	7226	4310	-	3444	3075	2768	7219	6130	-	4900	4375	3938
		19.7	46.1	20.1	136.2	163A8(159B) 151A8(148B)	46	15930	9500	-	7590	6780	6100	15920	13510	-	10800	9650	8680
550/45-22.5	16.00DC	550	1070	470	3104	16	2.8	-	4310	3660	-	3075	2770	-	6130	5210	-	4375	3940
		21.7	42.1	18.5	122.2	159A8	41	-	9500	8070	-	6780	6110	-	13510	11490	-	9650	8690
550/60-22.5	16.00DC	550	1238	541	3764	16	3	-	5250	4460	-	3750	3380	-	7420	6310	-	5300	4770
		21.7	48.7	21.3	148.2	166A8/162B 154A8/150B	44	-	11570	9830	-	8270	7450	-	16360	13910	-	11680	10520
600/50-22.5	AG 20.00	600	1170	520	3450	16	2.8	8400	5110	4340	4090	3650	3290	8500	7210	6130	5770	5150	4640
		23.6	46.1	20.5	135.8	165A8(161B) 153A8(149B)	41	18520	11270	9570	9020	8050	7250	18740	15900	13510	12720	11350	10230

GALAXY HONEY WAGON R-4

TRAILER WAGON TANKER MANURE SPREADER

The Galaxy Honey Wagon features exceptional buoyancy and rounded shoulders to reduce soil pressure. Honey Wagon has been chosen as a suitable OEM equipment by many fertilizer manufacturers.

Size	Rim	Unloaded Dimension		Loaded Static radius	Rolling Circumference	Load Index PR Symbols	Inflation Pressure	Recommended Load Speed (kmph/mph)
		SW	OD					
		mm in	mm in		mm in		bar psi	40 25
725/65-26	DW25	738 29.1	1582 62.3	700 27.6	4544 178.9	20 180A8	3.8 55	8000 17640

GALAXY SUPER SOFT II R-3

TRAILER

The Super Soft tires are ideal for pull-type agriculture implements. Over the years, these tires have continually been improved, strengthened, and enhanced to provide the very best performance for various agricultural and industrial machines.

Size	Rim	Unloaded Dimension		Loaded Static radius	Rolling Circumference	Load Index PR Symbols	Inflation Pressure	Recommended Load Speed (kmph/mph)
		SW	OD					
		mm in	mm in		mm in		bar psi	15 9
22.5LLX16.1	16	561 22.1	1175 46.3	495 19.5	3191 125.6	10 138A3	1.52 22	2360 5200

GALAXY AVM 101 I-3

SEEDER SPREADER TRUCK SPREADER TRAILER

Galaxy AVM 101 flotation has a traction profile with good self cleaning characteristics suitable for on/off road agricultural service on tractors, cross country vehicles, trailers and agricultural implements. High load carrying capacity and low inflation pressure are the main characteristics of this tire. Strong nylon construction and compounds ensure long tire life.

Size	Rim	Unloaded Dimension		Loaded Static radius	RC	Load Index PR Symbols	Inflation Pressure	Recommended Load Speed (kmph/mph)													
								Drive Wheel							Free Rolling						
		SW	OD					Static	15	20	25	30	40	50	Static	15	20	25	30	40	50
		mm in	mm in	mm in	mm in		bar psi		9	12	16	19	25	31		9	12	16	19	25	31
500/60-22.5	AG16.00	503 19.8	1185 46.7	519 20.4	3472 136.7	16 163A8/159B 151A8/148B 99A8	3.2 46	8108 17880	4589 10120	4347 9580	4106 9050	3864 8520	3450 7610	3105 6850	8044 17730	6484 14300	6143 13540	5801 12790	5460 12040	4875 10750	4388 9670

PRIMEX IMP TRACK METRIC I-3

FLOTATION

SPRAYER TRAILER

The Imp Track Metric is designed for free-rolling wheels where flotation and limited soil compaction is desired. The Imp Trak Metric is available in a large range of metric sizes.

Size	Rim	Unloaded Dimension		Loaded Static radius	RC	Load Index PR Symbols	Inflation Pressure	Recommended Load Speed (kmph/mph) Drive wheel					Free rolling				
		SW	OD	mm	mm		bar	10	25	30	40	50	10	25	30	40	50
		mm	mm	in	in		psi	kmph	kmph	kmph	kmph	kmph	kmph	kmph	kmph	kmph	kmph
600/50-22.5	AG20.00	600	1170	499	3356	16	2.6	5110	4344	4088	3650	3285	7210	6129	5768	5150	4635
		23.6	46.1	19.6	132.1	165A8(161B) 153A8(149B)	38	11270	9580	9010	8050	7240	15900	13510	12720	11350	10220
700/40-22.5	24DC	700	1170	505	3473	16	2.6	5250	4460	4200	3750	3380	7420	6310	5940	5300	4770
		27.6	46.1	19.9	136.7	166A8(162B) 154A8(150B)	38	11570	9830	9260	8270	7450	16360	13910	13100	11680	10520
700/50-22.5	AG24.00 24.00	700	1270	548	3785	16	2.8	6650	5650	5320	4750	4280	9380	7970	7500	6700	6030
		27.6	50	21.6	149	174A8(170B) 162A8(158B)	41	14660	12460	11730	10470	9440	20680	17570	16540	14770	13290

PRIMEX TERRA BLASTER HF-3

FLOTATION

TRAILER

The Primex Terra Blaster has a multi-angle knob at the shoulder with a denser pattern in the center of the tire for excellent steering, superior flotation in the field and a smooth ride on the trail.

Size	Rim	Unloaded Dimension		Loaded Static radius	RC	Load Index PR Symbols	Inflation Pressure	Recommended Load Speed (kmph/mph) High floatation application			
		mm	mm	mm	mm		bar	Static	10	15	30
		in	in	in	in		psi	kmph	kmph	kmph	kmph
48X31.00-20 NHS	26.00HF 26.00VF	775	1260	575	3688	12	2.75	8348	4977	4158	3528
		30.5	49.6	22.6	145.2	148B/157A3	40	18400	10970	9170	7780

PRIMEX TERRA TURBO II HF-3

FLOTATION

TRAILER WAGON TANKER MANURE SPREADER SPREADER

Primex Terra Turbo is designed for free-rolling wheels where flotation and limited soil compaction is desired. Terra Turbo provides excellent flotation, solid traction and great wear.

Size	Rim	Unloaded dimension		Loaded Static Radius	Rolling Circum	Load Index Speed Symbol	Inflation pressure	Recommend load, kg (lbs)				
								Speed (kmph/mph)				
		SW	OD					High floatation application				
		mm in	mm in	mm in	mm in		Bar psi	Static	10 6	15 9	30 19	50 31
42X25.00-20NHS	20.5HF	622	1088	495	3186	16	4.1	-	-	-	-	2575
	20.5VF	24.5	42.8	19.5	125.4	141B	59	-	-	-	-	5680
48X25.00-20NHS	20.50HF	635	1268	556	3531	12	3.1	8348	4977	4158	3528	3150
	20.50VF	25	49.9	21.9	139	148B	45	18400	10970	9170	7780	6950
48X25.00-20 NHS	20.50HF	635	1268	556	3897	16	3.8	9673	5767	4818	4088	3650
	20.50VF	25	49.9	21.9	153.4	153B	55	21330	12710	10620	9010	8050
48X31.00-20NHS	26.00HF	775	1268	580	3785	12	2.75	8348	4977	4158	3528	3150
	26.00VF	30.5	49.9	22.8	149	148B	40	18400	10970	9170	7780	6950
48X31.00-20 NHS	26.00HF	775	1268	580	3785	16	3.45	9408	5609	4686	3976	3550
	26.00VF	30.5	49.9	22.8	149	152B	50	20740	12370	10330	8770	7830
66X43.00-25NHS	36.0TH	1054	1736	758	5198	16	2.75	-	-	-	-	6000
	36.0HF	41.5	68.3	28.7	206.3	170B	50	-	-	-	-	14770
66X43.00-25NHS	36.0TH	1054	1736	730	5241	20	3.45	-	-	-	-	6700
	36.0HF	41.5	68.3	29.8	204.6	174B	40	-	-	-	-	13230
VA73X44.00-32 NHS	36.00VA	1118	1905	853	5682	16	2.75	18285	10902	9108	7728	6900
		44	75	33.6	223.7	175B	40	40310	24040	20080	17040	15210

FRONT & IMPLEMENT

GALAXY EARTH-PRO F-2 F-2

2WD TRACTOR

The 23 degree tread offers maximum traction while distinct terracing in the space between the lugs is designed to enhance self-cleaning and provide constant traction in soft soil and mud. The state-of the-art neutral casing mould design minimizes stresses from the under inflated to the inflated tire, resulting in enhanced long-term reliability.

Size	Rim	Unloaded dimension		Loaded Static Radius	Rolling Cir-cumference	Load Index Speed Symbol	Inflation pressure	Recommend load, kg (lbs) Speed (kmph/mph) Tractor application						
		SW	OD											
		mm in	mm in	mm in	mm in		Bar psi	10 6	15 9	20 12	25 16	30 19	35 22	40 25
10.00-16	W8L 8LB	275	895	410	2687	8	2.8	1823	1737	1640	1397	1215	1094	972
		10.8	35.2	16.1	105.8	115A6 107A8	41	4020	3830	3620	3080	2680	2410	2140
11.00-16	W10L	315	965	428	2815	8	2.5	1980	1888	1782	1518	1320	1188	1056
		12.4	38	16.9	110.8	118A6 110A8	36	4370	4160	3930	3350	2910	2620	2330
5.50-16	4.00E 4.25KA 4.50E 4 1/2 KB	150	710	338	2173	6	3.7	795	758	716	610	530	477	424
		5.9	28	13.3	85.6	86A6 76A8	54	1750	1670	1580	1350	1170	1050	940
6.00-16	4.50E 4.00E 4.25KA	165	735	347	2242	6	3.3	840	801	756	644	560	504	448
		6.5	28.9	13.7	88.3	88A6 80A8	48	1850	1770	1670	1420	1240	1110	990
6.50-16	4.00E 4.25KA	175	760	358	2992	6	3.1	923	879	830	707	615	554	492
	4.50E 4 1/2KB	6.9	29.9	14.1	117.8	91A6 83A8	45	2040	1940	1830	1560	1360	1220	1090
7.50-16	5.50F 6LB	205	805	370	2408	6	2.8	1125	1073	1013	863	750	675	600
		8.1	31.7	14.6	94.8	98A6 90A8	41	2480	2370	2230	1900	1650	1490	1320
7.50-16	5.50F	205	805	378	2436	8	3.7	1313	1251	1181	1006	875	788	700
		8.1	31.7	14.9	95.9	103A6 96A8	54	2900	2760	2600	2220	1930	1740	1540
9.00-16	W8	236	851	391	2546	10	3.9	1875	1788	1688	1438	1250	1125	1000
	6LB 8LB	9.3	33.5	15.4	100.2	116A6 108A8	57	4130	3940	3720	3170	2760	2480	2210
7.50-18	5.50F	205	860	402	2693	8	3.7	1463	1394	1316	1121	975	878	780
		8.1	33.9	15.8	106	107A6 99A8	54	3230	3070	2900	2470	2150	1940	1720
6.00-19	4.50E	165	814	383	3483	6	3.3	975	930	878	748	650	585	520
		6.5	32	15.1	137.1	93A6 85A8	48	2150	2050	1940	1650	1430	1290	1150
7.50-20	5.50F	205	915	426	2752	8	3.4	1545	1473	1391	1185	1030	927	824
		8.1	36	16.8	108.3	109A8 101A6	49	3410	3250	3070	2610	2270	2040	1820

Size	Rim	Unloaded dimension		Loaded Static Radius	Rolling Circumference	Load Index Speed Symbol	Inflation pressure	Recommend load, kg (lbs) Speed (kmph/mph) Tractor application				
		SW	OD									
		mm in	mm in	mm in	mm in		Bar psi	10 6	20 12	25 16	30 19	40 25
4.00-19	3.00	112	716	330	2182	4	3.4	530	480	410	355	280
		4.4	28.2	13	85.9	72A6 64A8	49	1168	1058	904	783	617

Size	Rim	Unloaded dimension		Loaded Static Radius	Rolling Circumference	Load Index Speed Symbol	Inflation pressure	Recommend load, kg (lbs) Speed (kmph/mph) Tractor application						
		SW	OD											
		mm in	mm in	mm in	mm in		Bar psi	10 6	15 9	20 12	25 16	30 19	35 22	40 25
5.00-15	4.00E 4.00J 3.00D	140	665	310	1995	4	2.8	440	410	390	330	365	330	290
		5.5	26.2	12.2	78.5	73A6 65A8	41	970	904	860	728	805	728	639

GALAXY SEEDER STUBBLE PROOF R-3

AGRICULTURAL IMPLEMENTS | WAGON | TRAILER

The Galaxy Seeder Stubble Proof R-3 is a tire designed for Seeders.The tire is stubble proof due to its unique design and severe-duty compound. This seeder tire also has Galaxy's unique reinforced under tread which gives it additional penetration protection.

Size	Rim	Unloaded Dimension		Loaded Static radius	Rolling Circumference	Load Index PR Symbols	Inflation Pressure	Recommended Load Speed (kmph/mph)
		SW	OD					50
		mm in	mm in		mm in		bar psi	31
31X13.50-15SL	10LB	346 13.6	775 30.5	353 13.9	2332 91.8	12 124B	5.2 75	1600 3527

Size	Rim	Unloaded Dimension		Loaded Static radius	Rolling Circumference	Load Index PR Symbols	Inflation Pressure	Recommended Load Speed (kmph/mph)
		SW	OD					50
		mm in	mm in		mm in		bar psi	31
31X13.50-15SL	10LB	346 13.6	775 30.5	354 13.9	2280 89.8	8 114B	3.1 45	1180 2600

GALAXY IMPMASTER 350 I-2

AGRICULTURAL IMPLEMENTS | TRAILER | BALER

The ImpMaster 350 provides excellent performance for free-rolling wheels to be used on harvesting machines, hay balers, bale racks, seeders, windrowers and fertilizer and manure spreaders. The ImpMaster 350 tire is DOT certified for intermittent highway use.

Size	Rim	Unloaded Dimension		Loaded Static radius	Rolling Circumference	Load Index PR Symbols	Inflation Pressure	Recommended Load Speed (kmph/mph) Free Rolling							
		SW	OD					Static	10 6	15 9	25 16	30 19	40 25	50 31	100 62
		mm in	mm in		mm in		bar psi								
9-22.5	8.25	249 9.8	977 38.5	454 17.9	2995 117.9	14 148A6	4.2 61	4500 9920	3520 7760	- -	2920 6440	2725 6010	2450 5400	- -	- -
11-22.5NHS	8.25	277 10.9	1043 41.1	482 19	3176 125	12 143A6	4.15 60	- -	4088 9010	- -	3134 6910	2725 6010	2180 4810	- -	- -
12.5L-15FI	10LB	318 12.5	823 32.4	371 14.6	2457 96.7	12 134J	6.2 90	- -	- -	- -	- -	- -	- -	- -	2120 4670

Size	Rim	Unloaded Dimension		Loaded Static radius	Rolling Circumference	Load Index PR Symbols	Inflation Pressure	Recommended Load Speed (kmph/mph) Drive Wheel				
		SW	OD					Static	10 6	25 16	30 19	40 25
		mm in	mm in		mm in		bar psi					
11-22.5NHS	8.25	277 10.9	1043 41.1	491 19.3	3195 125.8	14 148A6	6.2 90	7403 16320	4060 8950	3371 7430	3150 6950	2835 6250

GALAXY LO-PRO HI-FLO I-2

TANKER TRAILER WAGON

The Galaxy Lo-Pro High-Flo is designed to be used primarily on retracted tools, such as presses and feed tanks. This tire features a unique directional tread pattern. The eyelets are open and angled at the shoulder for stability. The extra-rigid center rib enhances tire wear when used on paved roads. The directional pattern and special design of the lugs at the shoulders allows the Lo-Pro-Hi-Flo to continue rolling where most others would stop rolling and start sliding.

SIZE	PR	TYPE	RIM	OD	SW	RC	Loaded Static Radius	Recommended Load	Inflation Pressure	Speed
				mm in	mm in	mm in		kg lbs	bar psi	kmph mph
400/60-15.5	14	TL	13	871 34.3	404 15.9	2591 102	394 15.5	2000 4409	3.6 52	40 25
19.0/45-17	14	TL	17	864 34	482 19	2608 102.7	395 15.6	2800 6173	4 58	40 25

Size	Rim	Unloaded Dimension		Loaded Static radius	RC	Load Index PR Symbols	Inflation Pressure	Recommended Load							
								Speed							
								Drive Wheel				Free Rolling			
		SW	OD					10	25	40	50	10	25	40	50
		mm in	mm in	mm in	mm in		bar psi	6	16	25	31	6	16	25	31
12.5/80-18	9	310 12.2	965 38	439 17.3	2896 114	16 148A8/144B 135A8/131B	4.9 71	3050 6720	2590 5710	2180 4810	1962 4330	4410 9720	3750 8270	3150 6950	2835 6250

GALAXY IMPMASTER 350 FI I-1

AGRICULTURAL IMPLEMENTS BALER TRAILER

The ImpMaster 350 FI provides excellent performance for free-rolling wheels to be used on harvesting machines, hay balers, bale racks, seeders, windrowers and fertilizer and manure spreaders. The ImpMaster 350 F-I tire is DOT certified for intermittent highway use.

Size	Rim	Unloaded Dimension		Loaded Static radius	Rolling Circumference	Load Index PR Symbols	Inflation Pressure	Recommended Load
								Speed (kmph/mph)
		SW	OD					100
		mm in	mm in	mm in	mm in		bar psi	62
11L-15FI	8LB/10LB	264 10.4	785 30.9	353 13.9	2354 92.6	120J	4.13 59	1397 3080

SIZE	TYPE	RIM	OD	SW	RC	Loaded Static Radius	Load Index PR Symbols	Recommended Load	Inflation Pressure	Speed
			mm in	mm in	mm in			kg lbs	bar psi	kmph mph
12.5L-15FI	TL	10LB	820 32.3	318 12.5	2388 94	366 14.4	134J	1700 3748	4.15 60	100 62

Size	Rim	Unloaded Dimension		Loaded Static radius	Rolling Circumference	Load Index PR Symbols	Inflation Pressure	Recommended Load
								Speed (kmph/mph)
		SW	OD					Free Rolling
		mm in	mm in	mm in	mm in		bar psi	100 62
12.5L-15FI	10LB	318 12.5	823 32.4	371 14.6	2457 96.7	12 134J	6.2 90	2120 4670

Size	Rim	Unloaded Dimension		Loaded Static radius	Rolling Circumference	Load Index PR Symbols	Inflation Pressure	Recommended Load
								Speed (kmph/mph)
		SW	OD					Free Rolling
		mm in	mm in		mm in		bar psi	100 62
9.5L-15FI	8LB	241 9.5	767 30.2	351 13.8	2283 89.9	115J	4.1 59	1215 2680
11L-15FI	8LB 10LB 8J 81/2J	264 10.4	785 30.9	353 13.9	2316 91.2	128J	6.2 90	1800 3970

GALAXY IMPMASTER 350 I-1 I-1

TRAILER

The ImpMaster 350 provides excellent performance for free-rolling wheels for use on harvesting machines, hay balers, bale racks, seeders, windrowers and fertilizer and manure spreaders.

Size	Rim	Unloaded Dimension		Loaded Static radius	Rolling Circumference	Load Index PR Symbols	Inflation Pressure	Recommended Load Speed (kmph/mph)
		SW	OD					50
		mm in	mm in	mm in	mm in		bar psi	31
14L-16.1	W11C	360 14.2	940 37	438 17.2	2809 110.6	12 134B	3 44	2120 4670

Size	Rim	Unloaded Dimension		Loaded Static radius	Rolling Circumference	Load Index PR Symbols	Inflation Pressure	Recommended Load Speed Free Rolling		
		SW	OD							
		mm in	mm in	mm in	mm in		bar psi	Static	15 9	50 31
31X13.50-15	15	384 15.1	796 31.3	357 14.1	2250.44 88.6	8	3.1 45	5160 11380	2970 6550	2580 5690

GALAXY TRAILER SPECIAL II R-4

TRAILER

Galaxy Trailer Special II uses the best rubber compound and a deep tread to provide long wear. The tire has proven its superiority on the road and is now supported by many original equipment manufacturers.

Size	PR	TYPE	RIM	OD	SW	RC	Loaded Static Radius	Recommended Load	Inflation Pressure	Speed
				mm in	mm in	mm in	mm in	kg lbs	bar psi	kmph mph
20.5x8.0-10	LR 95J	TL	6JA	520 20.5	203 8	1529 60.2	237 9.3	690 1521	6.2 90	100 62

GALAXY ATM 171 F-2

MFWA 2WD TRACTOR

ATM 171 pattern has a unique design with grooves on the central rib and notches in the shoulder which gives the tire superior traction in wet conditions. The tire also displays excellent self cleaning properties because of its tread design.

Size	Rim	Unloaded dimension		Loaded Static Radius	Rolling Circum	Load Index Speed Symbol	Infi press	Recommend load, kg (lbs) Speed (kmph/mph) Free rolling			
		SW	OD								
		mm in	mm in	mm in	mm in		Bar psi	10 6	25 16	30 19	40 25
7.50-16	5.50F 5.00F 6.00F	205 8.1	805 31.7	376 14.8	2316 91.2	8 103A6 96A8	3.7 54	1310 2890	1010 2230	875 1930	700 1540

GALAXY FLOT PRO I-3

AGRICULTURAL IMPLEMENTS | TRAILER | BALER

Galaxy FLOT PRO is specially designed for low end applications like balers,wagons and other agricultural implements.It displays excellent flotation and self cleaning characteristics. The tire has moderate traction flotation profile and provides maximum soil protection and low soil compaction.

Size	Rim	Unloaded Dimension SW mm in	Unloaded Dimension OD mm in	Loaded Static radius mm in	RC mm in	Load Index PR Symbols	IP bar psi	Recommended Load Speed (kmph/mph) Drive Wheel Static	10 6	20 12	25 16	30 19	40 25	50 31	Free Rolling Static	10 6	20 12	25 16	30 19	40 25	50 31
260/75-15.3IMP (10.0/75-15.3IMP)	9	268	784	343	2260	12	4.7	2773	1650	1487	-	1322	1180	1062	1931	1640	1474	-	1310	1170	1053
		10.6	30.9	13.5	89	126A8 114A8	68	6110	3640	3280	-	2920	2600	2340	4260	3620	3250	-	2890	2580	2320
400/60-15.5	AG13.00	404	874	377	2510	16	4		3140	-	2670	2510	2240	2020	-	4410	-	3750	3530	3150	2840
	13.00DC	10.6	30.9	13.5	89		58		6920	-	5890	5530	4940	4450	-	9720	-	8270	7780	6950	6260

GALAXY IMPMASTER 200 I-1

AGRICULTURAL IMPLEMENTS | TRAILER

Galaxy Imp Master 200 provides excellent performance for free-rolling wheels used on trailers, balers and various other agricultural implements. Multi-rib tread design along with smooth ribs provides excellent roadability. Strong nylon construction of the tire ensures long tire life.

Size	Rim	Unloaded Dimension SW mm in	Unloaded Dimension OD mm in	Loaded Static radius	Rolling Circumference mm in	Load Index PR Symbols	Inflation Pressure bar psi	Recommended Load Speed (kmph/mph) Free Rolling Static kmph	15 9	50 31
16.5L-16.1SL	W14C	419	1024	445	3003	10	2.5	4720	2710	2360
		16.5	40.3	17.5	118.2	138B	36	10410	5980	5200
16.5L-16.1SL	W14C	419	1024	452	3102	14	3.3	5800	3340	2900
		16.5	40.3	17.8	122.1	145B	48	12790	7360	6390

Size	Rim	Unloaded Dimension SW mm in	Unloaded Dimension OD mm in	Loaded Static radius	Rolling Circumference mm in	Load Index PR Symbols	Inflation Pressure bar psi	Recommended Load Speed (kmph/mph) 100	62
16.5L-16.1FI	W14C	419	1024	458	3095	Load	4.1	2900	
		16.5	40.3	18	121.9	Range E	59	6390	

GALAXY SLICK IMPLEMENT

SG
STUBBLE GUARD COMPOUND

AGRICULTURAL IMPLEMENTS | TRAILER | BALER

The Galaxy Slick Implement is the latest offering for various Agriculture implement applications. The specially designed slick tread provides a high rubber volume thereby resulting in superior tire life. The tire is designed to avoid stubble damages and punctures resulting in improved uptime and lower maintanence. With the special stubble resistant compound making it the perfect choice for usage in fields prone to high stubble damage.

Size	Rim	Unloaded Dimension		Loaded Static radius	Rolling Circumference	Load Index PR Symbols	Inflation Pressure	Recommended Load Speed (kmph/mph) Free rolling			
		SW	OD								
		mm	mm	mm	mm		bar	10	25	40	50
		in	in	in	in		psi	6	16	25	31
20.5X8-10	6JA	203	518	-	1520	10	6.2	1070	910	770	690
		8	20.4	-	59.8	95B	90	2360	2010	1700	1520
215/75-14	6J	216	685	319	2073	10	3.7	1740	1480	1240	1120
		8.5	27	12.6	81.6	112B	54	3840	3260	2730	2470
11L-15SL	8LB	279	777	350	2322	12	3.6	2250	1910	1610	1450
	10LB	11	30.6	13.8	91.4	121B	52	4960	4210	3550	3200
12.5L-15SL	10LB	318	823	373	2457	12	3.6	2710	2310	1940	1750
		12.5	32.4	14.7	96.7	127B	52	5980	5090	4280	3860
9.5L-15SL	8LB	251	767	354	2316	12	4.4	2250	1910	1610	1450
		9.9	30.2	13.9	91.2	121B	64	4960	4210	3550	3200

GALAXY RIB IMPLEMENT I-1

I-1

AGRICULTURAL IMPLEMENTS | TRAILER | BALER

Galaxy Rib Implement I-1 is designed to deliver excellent performance for free-rolling wheels on wagons, hay balers, bale racks, seeders, wind rowers and fertilizer spreaders. Its heavily grooved ribs enhances flotation properties leading to easy steering while increasing the overall stability of the equipment. Its high rubber volume results in lesser wear and longer tire life. The rounded shoulders are ideally suited for seeders and implements. Its low rolling resistance leads to better fuel economy

Size	Rim	Unloaded Dimension		Loaded Static radius	Rolling Circumference	Load Index PR Symbols	Inflation Pressure	Recommended Load Speed (kmph/mph)
		SW	OD					48
		mm in	mm in		mm in		bar psi	30
11.00-16SL	W10L	315	950	419	2743	12	3.45	2240.7
		12.4	37.4	16.5	108	136B	50	4940
9.00-16SL	W8L	264	856	391	2548	10	3.6	1500
		10.4	33.7	15.4	100.3	122B	52	3310

Size	Rim	Unloaded Dimension		Loaded Static radius	Rolling Circumference	Load Index PR Symbols	Inflation Pressure	Recommended Load Speed (kmph/mph) Free rolling
		SW	OD					
		mm in	mm in		mm in		bar psi	50 31
11L-14SL	8KB	279	752	342	2236	8	2.5	1120
		11	29.6	13.5	88	112B	36	2470
9.5L-14SL	8KB	251	740	328	2204	8	3	1090
		9.9	29.1	12.9	86.8	111B	44	2400
11L-15SL	8LB10LB	267	777	348	2326	8	2.5	1150
		10.5	30.6	13.7	91.6	113B	36	2535
11L-15SL	8LB 10LB	266	780	350	2288	12	3.6	1450
		10.5	30.7	13.8	90.1	121B	52	3200
12.5L-15SL	10LB	318	823	371	2449	8	2.5	1360
		12.5	32.4	14.6	96.4	119B	36	3000
12.5L-15SL	10LB	318	823	363	2437	10	3	1550
		12.5	32.4	14.3	95.9	123B	44	3420

Size	Rim	Unloaded Dimension SW mm in	Unloaded Dimension OD mm in	Loaded Static radius	Rolling Circumference mm in	Load Index PR Symbols	Inflation Pressure bar psi	Recommended Load Speed (kmph/mph) Free rolling 50 31
12.5L-15	10LB	318	823	360	2425	12	3.6	1750
		12.5	32.4	14.2	95.5	127B	52	3858
12.5L-15SL	10LB	318	823	366	2474	14	4.2	1950
		12.5	32.4	14.4	97.4	131B	61	4300
6.70-15SL	4J	170	704	326	2082	6	3	730
		6.7	27.7	12.8	82	97B	44	1609
7.50-16SL	5.50F6LB	218	787	368	2364	8	3.2	1120
		8.6	31	14.5	93.1	112B	46	2470
14L-16.1SL	W11C	360	940	414	2667	14	3.5	2360
		14.2	37	16.3	105	138B	51	5200
19L-16.1SL	W16C W16CH	482	1060	455	3187	12	2.5	3000
		19	41.7	17.9	125.5	146B	36	6610
21.5L-16.1SL	W18C	545	1130	494	3226	10	1.9	3000
		21.5	44.5	19.4	127	146B	28	6610
21.5L-16.1SL	W18C	545	1130	494	3226	14	2.5	3550
		21.5	44.5	19.4	127	152B	36	7830
21.5L-16.1SL	W18C W18	546	1138	494	3226	18	3	4000
		21.5	44.8	19.4	127	156B	44	8820

Size	Rim	Unloaded Dimension SW mm in	Unloaded Dimension OD mm in	Loaded Static radius	Rolling Circumference mm in	Load Index PR Symbols	Inflation Pressure bar psi	Recommended Load Speed (kmph/mph) Static kmph mph
9.5L-15SL	8LB	249	768	352	2267	8	3	1120
		9.8	30.2	13.9	89.3	112B	44	2470

Size	Rim	Unloaded Dimension SW mm in	Unloaded Dimension OD mm in	Loaded Static radius mm in	RC mm in	Load Index PR Symbols	Inflation Pressure bar psi	Recommended Load Speed LOG SKIDDER APPLICATION Static	10 6	20 12	30 19	40 25
7.50-16SL	5.50F	209	785	357	2368	14	5.5	2240	1900	1710	1520	1360
	6LB	8.2	30.9	14.1	93.2	119A8	80	4940	4190	3770	3350	3000

Size	Rim	Unloaded Dimension SW mm in	Unloaded Dimension OD mm in	Loaded Static radius mm in	RC mm in	Load Index PR Symbols	Inflation Pressure bar psi	Recommended Load Speed (kmph/mph) Free rolling 10 6	15 16	30 25	50 31
7.60-15SL	6LB	203	734	333	2184	8	3.6	1470	1250	1050	950
		8	28.9	13.1	86	106B	52	3241	2756	2315	2094
31X13.50-15	10LB	351	782	374	2416	8	3.1	1860	1560	1320	1180
		13.8	30.8	14.7	95.1	114B	45	4100	3440	2910	2600

GALAXY EARTH-PRO F-3 F-3

2WD TRACTOR

Optimised rib design to achieve easy driving ON/OFF road application. Tire life enhancement by a. Special compound designed for low wear b. Additional rubber at centre rib. Specially designed RIB angles and radius for better road ability .Improved sidewall deflection on loading for better stability. Aesthetically improved modern F2 design also sutiable IND application.

Size	Rim	Unloaded dimension SW mm in	Unloaded dimension OD mm in	Loaded Static Radius mm in	Rolling Circum mm in	Load Index Speed Symbol	Infi press Bar psi	Recommend load, kg (lbs) Speed (kmph/mph) Steer Wheel Application 10 6	25 16	30 19	40 25
6.50-16	4.00E	175	760	354	2254	6	3.1	923	707	615	492
		6.9	29.9	13.9	88.7	91A6 83A8	45	2040	1560	1360	1090

GALAXY IMP PRO IMP

AGRICULTURAL IMPLEMENTS | TRAILER | BALER

Galaxy IMP PRO is designed to ensure a large footprint and durability making it the preferred choice for grasslands and sensitive soil applications like foraging and manure spreading. Robust textile construction provides high load carrying capacity and stability ensuring its suitability for both on and off road applications. When used along with trailers, it ensures controlled depth especially during seeding cycle. With all these attributes Galaxy IMP PRO proves to be a reliable implement tire that's one of a kind.

Size	Rim	Unloaded dimension		Loaded Static Radius	Rolling Circum	Load Index Speed Symbol	Infi press	Recommend load, kg (lbs)							
								Speed (kmph/mph)							
								Free Rolling							
		SW	OD												
		mm in	mm in	mm in	mm in		Bar psi	Static	10 6	15 9	20 12	25 16	30 19	35 22	40 25
10.0/80-12IMP	9	264	710	309	2090	10	3.9	-	2060	1940	1820	1710	1600	1520	1440
		10.4	28	12.2	82.3	124A6 (121A8)	57	-	4542	4277	4012	3770	3527	3351	3175
7.00-12	4.25	185	667	295	1944	6	2.5	1279	1000	-	-	829	775	-	698
		7.3	26.3	11.6	76.5	99A6/95A8	36	2820	2210	-	-	1830	1710	-	1540
10.0/75-15.3IMP	9	264	760	336	2267	10	3.9	3053	2390	-	-	2109	1850	-	1665
		10.4	29.9	13.2	89.3	129A6 (125A8)	57	6730	5270	-	-	4650	4080	-	3670
10.0/75-15.3IMP	9	264	760	344	2306	14	6.6	3703	2892	-	2558	-	2240	-	2020
		10.4	29.9	13.5	90.8	136A6 (132A8)	96	8164	6376	-	5639	-	4938	-	4453
11.5/80-15.3	9	290	845	366	2471	14	4.75	4785	3740	-	-	3103	2900	2755	2610
		11.4	33.3	14.4	97.3	145A6	69	10550	8250	-	-	6840	6390	6070	5750
12.5/80-15.3IMP	9	307	880	371	2565	14	5.2	5197	4068	3811	3592	3371	3150	2993	2836
		12.1	34.6	14.6	101	148A6 (144A8)	75	11457	8968	8402	7919	7432	6945	6598	6252
400/60-15.5	13	404	874	389	2652	16	4.3	5750	4490	-	3970	-	3550	-	3130
		15.9	34.4	15.3	104.4	152A6 (148A8)	62	12677	9899	-	8752	-	7826	-	6900
10.5/65-16IMP	W9 W10L	274	755	347	2335	14	5.6	-	2730	2570	2420	2270	2120	2010	1910
		10.8	29.7	13.7	91.9	134A6 (130A8)	81	-	6019	5666	5335	5004	4674	4431	4211
13.0/55-16IMP	11	332	770	345	2350	14	4.2	-	2970	2780	2620	2460	2300	2190	2070
		13.1	30.3	13.6	92.5	137A6 (133A8)	61	-	6548	6129	5776	5423	5071	4828	4564
19.0/45-17 IMP	16	491	866	384	2578	14	2.8	-	4064	-	3591	-	3150	-	2835
		19.3	34.1	15.1	101.5	148A6 144A8	41	-	8960	-	7920	-	6950	-	6250
500/50-17IMP	16	503	940	424	2760	14	2.8	6023	4709	-	-	3906	3650	3468	3285
		19.8	37	16.7	108.7	153A8 (149B)	41	13278	10382	-	-	8611	8047	7646	7242
10.5/80-18IMP	W8 W9 9	274	885	390	2622	10	3.7	-	2810	2640	2490	2330	2180	2070	1960
		10.8	34.8	15.4	103.2	135A6 (131A8)	54	-	6195	5820	5490	5137	4806	4564	4321
12.5/80-18IMP	W9	308	965	425	2871	16	4.9	-	4580	4300	4050	3800	3550	3370	3200
	9	12.1	38	16.7	113	152A6 (148A8)	71	-	10097	9480	8929	8378	7826	7430	7055
13.0/65-18	11	336	890	400	2745	16	4.25	-	4450	4170	3930	3690	3450	3280	3110
		13.2	35	15.7	108.1	148A6 (144A8)	62	-	9811	9193	8664	8135	7606	7231	6856
15.0/70-18 IMP	W13 13	391	990	421	2992	16	4.25	5693	4451	-	-	3692	3450	3278	3105
		15.4	39	16.6	117.8	151A6	62	12550	9810	-	-	8140	7610	7230	6850
16.0/70-20 IMP	13 12SDC	418	1075	458	3158	12	3	-	5425	-	-	4611	-	-	3875
	13SDC	16.5	42.3	18	124.3	155A6 151A8	44	-	11960	-	-	10170	-	-	8540

GALAXY MULTI RIB FRONT F-2M

AGRICULTURAL IMPLEMENTS | 2WD TRACTOR

The Galaxy Multi Rib Front F-2M is designed for free-rolling / steering wheels of two wheel drive agricultural tractors. It provides easy steering and good directional stability due to the heavily grooved ribs. High-density tread rubber is used to make this tire. It also has cut-resistant sidewalls.

Size	Rim	Unloaded dimension		Loaded Static Radius	Rolling Circum	Load Index Speed Symbol	Inflation presssure	Recommend load, kg (lbs) Speed (kmph/mph) Steering Applications						
		SW	OD											
		mm in	mm in	mm in	mm in		Bar psi	10 6	15 9	20 12	25 16	30 19	35 22	40 25
11L-15SL	8LB	280	801	367	2291	8	2.5	1587	1425	1321	1216	1055	988	950
		11	31.5	14.4	90.2	106A8	36	3500	3140	2910	2680	2330	2180	2090
9.5L-15SL	8LB	253	782	357	2337	8	3	1420	1275	1182	1088	944	884	850
		10	30.8	14.1	92	102A8	44	3130	2810	2610	2400	2080	1950	1870
14L-16.1SL	W11C	356	980	434	2708	12	3.6	2923	2625	2433	2240	1943	1820	1750
		14	38.6	17.1	106.6	127A8	52	6440	5790	5360	4940	4280	4010	3860

Size	Rim	Unloaded dimension		Loaded Static Radius	Rolling Circum	Load Index Speed Symbol	Inflation pressure	Recommend load, kg (lbs) Speed (kmph/mph) Free Rolling							
		SW	OD												
		mm in	mm in	mm in	mm in		Bar psi	Static	10 6	15 9	20 12	25 16	30 19	35 22	40 25
10.00-16SL	8LB W8L	281	891	412	2672	8	2.8	-	1770	1590	1473	1357	1177	1102	1060
		11.1	35.1	16.2	105.2	110A8	41	-	3900	3510	3250	2990	2600	2430	2340
11.00-16SL	W10L W8L 10LB 8LB	315	950	442	2721	12	4.15	3100	-	2330	-	1980	1720	-	1550
		12.4	37.4	17.4	107.1	123A8	60	6830	-	5140	-	4370	3790	-	3420

Size	Rim	Unloaded Dimension		Loaded Static radius	RC	Load Index PR Symbols	Inflation Pressure	Recommended Load Speed (kmph/mph) Free Rolling				
		SW	OD									
		mm	mm	mm	mm		bar	Static	10	25	30	40
		in	in	in	in		psi	kmph	6	16	19	25
11.00-16SL	W10L	310	954	430	2845	8	2.8	1940	1645	1398	1316	1175
		12.2	37.6	16.9	112	114A8	41	4280	3630	3080	2900	2590

GALAXY STUBBLE PROOF HIGHWAY I-1

AGRICULTURAL IMPLEMENTS | TRAILER | BALER

This Galaxy tire has been designed for heavy wagons that need stubble protection in the fields. The Stubble Proof Highway has our unique reinforced undertread and special tread compound to give it great penetration protection.

Size	Rim	Unloaded Dimension		Loaded Static radius	Rolling Circumference	Load Index PR Symbols	Inflation Pressure	Recommended Load Speed (kmph/mph) IMPLEMENT
		SW	OD					
		mm in	mm in	mm in	mm in		bar psi	100 62
20.5X8.0-10	6JA	203	520	239	1577	90J	4.8	600
		8	20.5	9.4	62.1		70	1323

GALAXY HTAISP I-1

AGRICULTURAL IMPLEMENTS

TRAILER

Galaxy Highway Tread For AG Implement Stubble Proof provides excellent performance for free rolling wheels used on harvesting machines, hay balers, bale racks, seeders, windrowers and fertilizer and manure spreaders. This tire is DOT certified for intermittent highway use

Size	Rim	Unloaded Dimension		Loaded Static radius	Rolling Circumference	Load Index PR Symbols	Inflation Pressure	Recommended Load Speed (kmph/mph) Implement 50
		SW	OD					
		mm in	mm in		mm in		bar psi	31
32X15.50-16.5SL	12	406	835	382	2279	14PR	6.2	2650
		16	32.9	15	89.7	142B	90	5842
12.5L-16.5SL	16.5	310	820	389	2540	14PR	6.2	2180
		12.2	32.3	15.3	100	135B	90	4806

GALAXY SUPER SOIL SOFTEE IMP

TRAILER

The Galaxy Super Soil Softee is designed for use in spreading liquid fertilizers. The frame provides very low footprint pressure. It is ideal for machinery and equipment used in wet soil conditions. Radial construction provides superior cut and puncture resistance.

Size	Rim	Unloaded Dimension		Loaded Static radius	RC	Load Index PR Symbols	Inflation Pressure	Recommended Load Speed (kmph/mph) Drive Wheel					Free Rolling			
		SW	OD					Static	10	25	30	40	Static	10	30	40
		mm in	mm in	mm in	mm in		Bar psi		6	16	19	25		6	19	25
850/50R32IMP	DH27	850	1670	748	5087	192A8	3.3	18400	11200	9520	8960	8000	18480	15680	12540	11200
		33.5	65.7	29.4	200.3	180A8	48	40570	24690	20990	19750	17640	40740	34570	27650	24690

GALAXY AGRI AIR SEED

SEEDER

Galaxy Agri Air Seed has an unique under tread and severe-duty tread compound which provides exceptional penetration protection. The Agri Air Seed also provides superior flotation resulting in a turf friendly tire that will not damage grass or roots.

Size	Rim	Unloaded Dimension		Loaded Static radius	Rolling Circumference	Load Index PR Symbols	Inflation Pressure	Recommended Load, Kg (lbs.) Speed (kmph/mph) IMPLEMENT
		SW	OD					
		mm in	mm in	mm in	mm in		bar psi	10 6
33X15.50-16.5NHS	12	408	841	378	2507	10	3.4	2800
		16.1	33.1	14.9	98.7	144A2	49	6173

GALAXY ROCK MINE LUG

E-3

PRC
PUNCTURE RESISTANT COMPOUND

TIPPER

The Rock Mine Lug is specially designed for heavy duty mining applications like Tippers that's used to transport material from one place to another effectively. Tire's optimized tread compound ensures no cuts and punctures. To withstand heavy load, it is crafted with Robust nylon casing and also ensures superior re-tread ability. Tread design with better land to sea ratio to maintain excellent traction on uneven and well as perfect surfaces.

Size	Rim	Unloaded Dimension		Loaded Static radius	Rolling Circumference	Load Index PR Symbols	Inflation Pressure	Speed, Km/h (mph) Recommended Load, Kg (lbs.) Tipper
		SW	OD					
		mm in	mm in	mm in	mm in		bar psi	90 56
10.00-20NHS	7.5	278 10.9	1085 42.7	508 20	3232 127.2	18PR 147G	8.27 120	3075 6779

TECHNICAL INFORMATION

Tire Markings

A series of numbers and codes are internationally used for the identification of tire structures, dimensions and main applications. This group of codes and numbers is collectively known as the “markings” and permits precise identification of the tire.

Here are some examples:

1	ALLIANCE	Brand name and / or manufacturer’s name
2	580 or 372 IF	Product name (tread pattern identification)
3 a	SIZE DESCRIPTION 600/65R38 600/60-30.5 520/70B30	Metric tire size designation 600 = section width (mm) 65 = aspect ratio between section height and section width (%) R = radial construction 38 = rim diameter (inch) - = cross ply construction B = bias belted construction
b	650/60-26.5 LS2	Metric tire size designation for forestry tires LS = log service 2 = tread depth code
c	7.50-16	Coded tire size designation 7.50 = section width (inch) - = cross ply construction 16 = rim diameter (inch)
d	20.5x10.0-10	American tire size designation 20.5 = overall diameter (inch) x = versus 10.0 = section width (inch) - = cross-ply construction 10 = rim diameter (inch)
4 a	157 A8 154 B	Service description 157 = load index for the tires nominal load capacity A8 = speed symbol for the tires nominal speed 154 = additional load index at max speed B = additional speed symbol for max speed
b	8 PR	Tire carcass strength identification 8 = strength index PR = ply rating (but does not necessarily represent the number of cord plies in the tire)
4 c	166 A8 154 A8	Service description (implement) Load index and speed symbols as 4.a free rolling tire driving tire
d	161A8 HT 161 A2 LT 168 A2	Service description (forestry) Load index and speed symbols as 4.a 161 A8 = service on road HT 161 A2 = High Torque service (skidders) LT 168 A2 = Low Torque service (forwarders, harvesters)
e	99J	Service description (high speed trailer) Load index and speed symbols as 4.a

5	IMP or other	Service type identification IMP = Implement Other service identifications are: FORESTRY = tires for forestry machines AGROFOREST = tires for mixed agri and forestry service AMPT = Agricultural Multi Purpose Tire : tires for a high rate of road service up to 65 Km/h LOADER = tires for wheel loaders and back hoe loaders GARDEN TRACTOR = tires for gentle service on green surfaces INDUSTRIAL = tires for industrial service FRT = Free Rolling Tire: commercial vehicle tire used as high speed implement trailer tire
6	STEEL BELT	The tire has a belt of steel cord (forestry tires)
7	TUBELESS	Tire to be used without a tube (some tubeless tires are marked that they are allowed to be used with a tube)
8		Arrow indicating rotating direction of a traction tire in driving service
9		Pictogram showing the max seating pressure (varies for different type of tires)
10	SAFETY WARNING	Warning text which states the items to be paid attention to when fitting the tire
11	E 16	ECE type approval mark and number (often called "e-marking")
106R-00 0001		

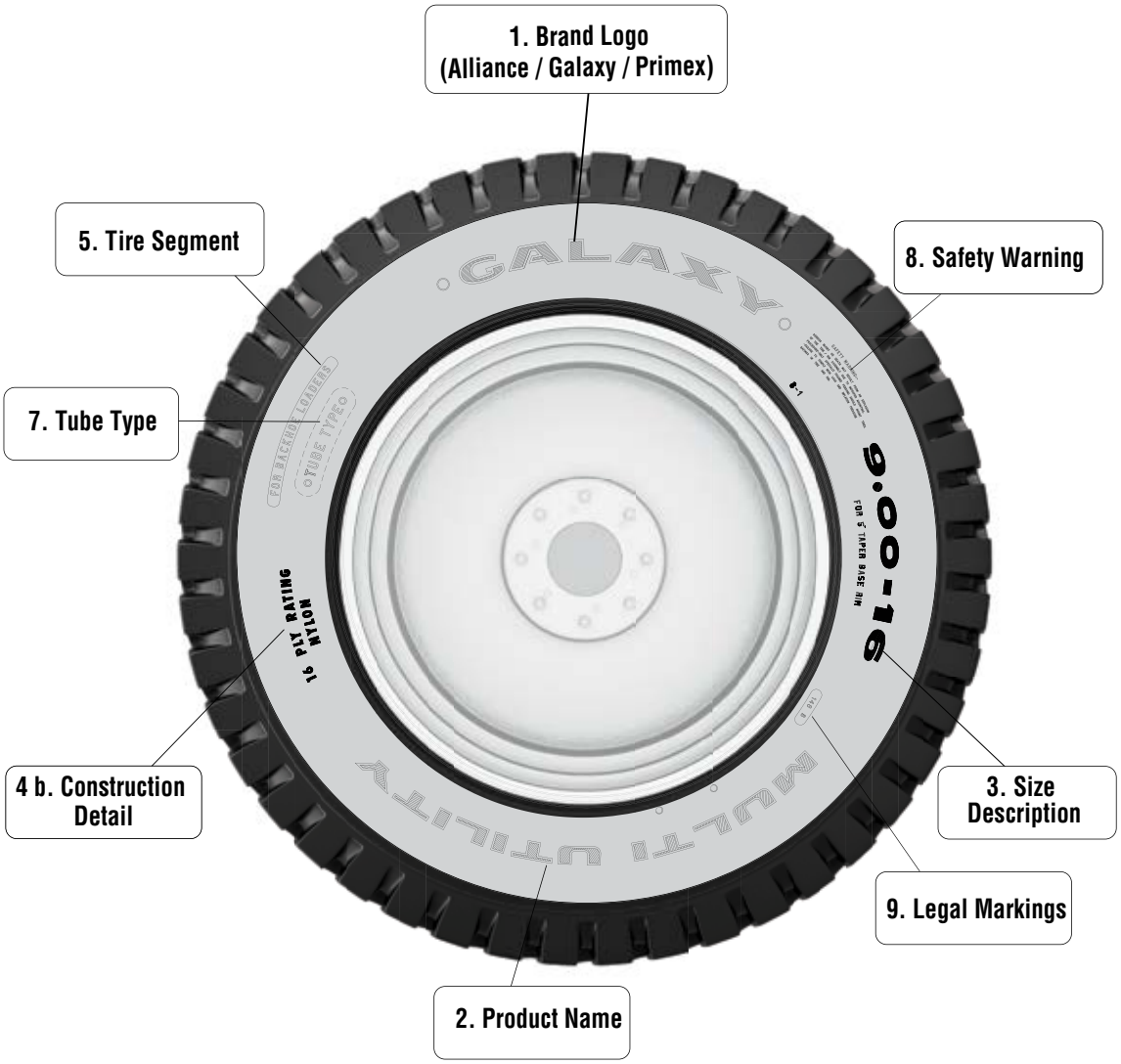

Basic Tire and Rim Terms

CONSTRUCTION AND COMPONENT PARTS

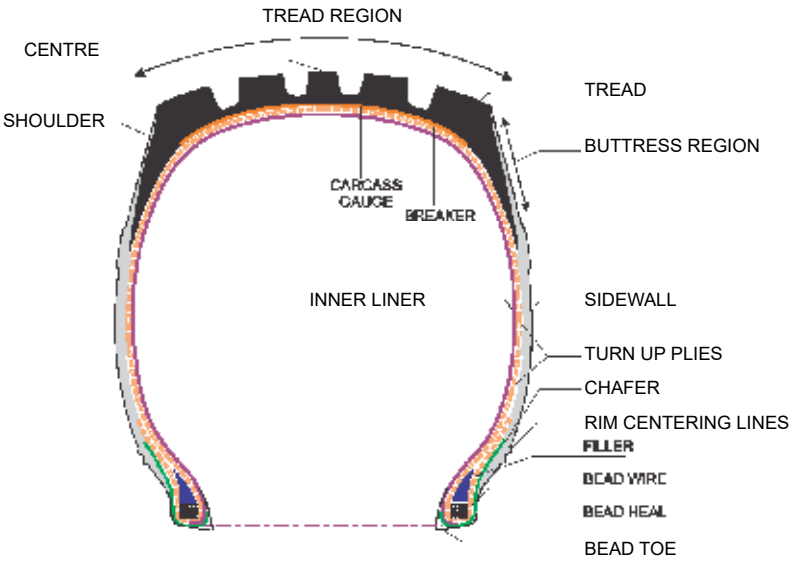

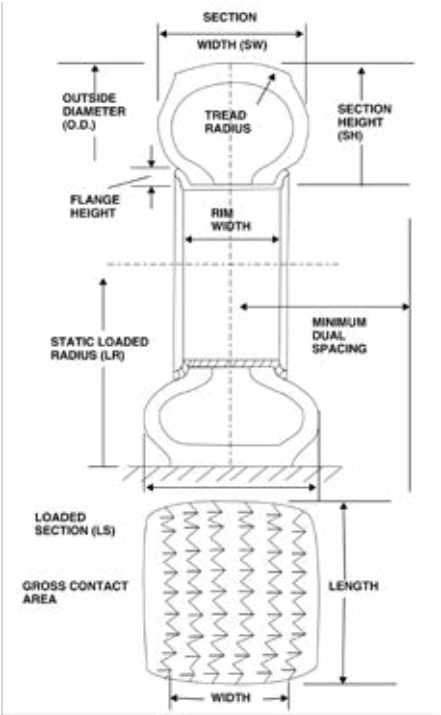

TIRE DEFINITIONS

Overall Diameter (OD)

Inflated diameter of the Tire under reference tire pressure.

This parameter is measured after the tire is properly mounted on the reference rim and inflated at the pressure recommended by the manufacturer for at least 24 hours without any load.

Overall Width (OW)

Inflated width of the Tire under reference Tire pressure on the sidewalls.

Section Width (SW)

Inflated width of the Tire under reference Tire pressure excluding any bars, letters or design embossed on the sidewalls. The section width is measured after the tire is properly mounted on the reference rim and inflated at the pressure recommended by the manufacturer for at least 24 hours without any load.

Static Loaded Radius

It is the minimum radius acquired by the Tire under reference load and pressure at static condition.

Tread Width

The distance between the extreme edges of the tread, as measured at the surface of the tread.

Nominal Rim Diameter

Outer diameter of bead seat area of rim flange.

Section Height = Overall Tire Diameter – Nominal Rim Diameter

2

Rim Width

The distance between flanges of the rim.

Load Index

The load index is a numeric code that defines the tire´s maximum loading capacity in kg. For each tire type/size, the loading capacity is always related to a specific inflation pressure as defined by ETRTO standards and manufacturer specifications. A uniform method to report the load-carrying capacity of a tire.

When comparing tires, the higher the load index number, the higher the load capacity.

Speed Code

The speed code is a symbol that indicates the maximum speed admitted at the given load index, following any other specific conditions defined by the tire manufacturer.

Corresponding Tire Sizes

ETRTO - SRI	Standard series	Standard series /80-/85	Wide series /70-/75	Extra large series /60-/65-/85	Narrow series /90-/95	TWIN TRACTOR		
						/45-/50	/55	/60-/55
360	6.50-16		260/70R16					
360	9.0/75-16		260/70R16					
390	7.50-16	250/80-16	280/70R16					
410	7.50-18	250/80-18	280/70R18					
425	7.50R20						400/55-17.5	
450	9.5R20	260/80R20	300/70R20					
475	11.2R20	280/85R20	320/70R20					
500	12.4R20	320/85R20	360/60-24					360/70R20
525	11.2R24	280/85R24	320/70R24					
550	12.4R24	320/85R24	360/70R24	420/65R24		600/50-22.5		400/60-26.5
575	13.6R24	340/85R24	380/70R24	440/65R24				
600	14.9R24	380/85R24	420/70R24	480/65R24	230/95R32			500/60-26.5
625	16.9R24	420/85R24	480/70R24	540/65R24	270/95R32	710/45-26.5	600/55-26.5	
650	16.9R26		480/70R26					
575	11.2R28	280/85R28	320/70R28					
600	12.4R28	320/85R28	360/70R28		230/95R32			500/60-26.5
625	13.6R28	340/85R28	380/70R28	440/65R28	270/95R32			600/55-26.5
650	14.9R28	380/85R28	420/70R28	480/65R28	230/95R36			
675	16.9R28	420/85R28	480/70R28	540/65R28			600/55-30.5	
675	14.9R30	380/85R30	420/70R30				600/55-30.5	
700	16.9R30	420/85R30	480/70R30	540/65R30 600/65R28		750/45-30.5		600/60-30.5
725	18.4R30	460/85R30	520/70R30 600/70R28		210/95R44	750/50-30.5		
725	14.9R34	380/85R34						
750	16.9R34	420/85R34	480/70R34 600/70R30	540/65R34 710/60R30	230/95R44			
775	18.4R34	460/85R34	520/70R34	600/65R34 650/60R34		800/50-34	800/55-30.5 710/55-34	
825	20.8-34			710/60R34				
725	13.6R36	340/85R36			210/95R44			
725	12.4R38	320/85R38						
750	13.6R38	340/85R38						
775	14.9R38	380/85R38			270/95R44			
800	16.9R38	420/85R38	480/70R38 600/70R34	540/65R38	230/95R48			600/60-38
825	18.4R38	460/85R38	520/70R38	600/65R38 710/60R34	270/95R48 300/95R46			650/60-38
875	20.8R38	520/85R38	580/70R38	650/65R38 600/65R42		850/50-38		710/65-38 900/60-32
875	18.4R42	480/80R42		600/65R42				
925	20.8R42	520/85R42	580/70R42 620/70R42 650/75R38 710/70R38	650/65R42			850/55-42	750/65-38 850/60-38
925	18.4R46	480/80R46						
975	20.8R46	520/85R46 480/80R50	710/70R42 800/70R38	900/60R38 650/85R38	380/90R50			
1025			710/75R42	900/60R42	380/90R54			

Modifying the original fitment of the machine may require a new set of rims. Verify that the alternative tire size is fitted on an approved rim contour.

Load Table Technical Information

Conversion of load indices (LI) into load capacities per tire (Kg)

LI	KG	LI	KG	LI	KG	LI	KG
50	190	85	515	120	1400	155	3875
51	195	86	530	121	1450	156	4000
52	200	87	545	122	1500	157	4125
53	206	88	560	123	1550	158	4250
54	212	89	580	124	1600	159	4375
55	218	90	600	125	1650	160	4500
56	224	91	615	126	1700	161	4625
57	230	92	630	127	1750	162	4750
58	236	93	650	128	1800	163	4875
59	243	94	670	129	1850	164	5000
60	250	95	690	130	1900	165	5150
61	257	96	710	131	1950	166	5300
62	265	97	730	132	2000	167	5450
63	272	98	750	133	2060	168	5600
64	280	99	775	134	2120	169	5800
65	290	100	800	135	2180	170	6000
66	300	101	825	136	2240	171	6150
67	307	102	850	137	2300	172	6300
68	315	103	875	138	2360	173	6500
69	325	104	900	139	2430	174	6700
70	335	105	925	140	2500	175	6900
71	345	106	950	141	2575	176	7100
72	355	107	975	142	2650	177	7300
73	365	108	1000	143	2725	178	7500
74	375	109	1030	144	2800	179	7750
75	387	110	1060	145	2900	180	8000
76	400	111	1090	146	3000	181	8250
77	412	112	1120	147	3075	182	8500
78	425	113	1150	148	3150	183	8750
79	437	114	1180	149	3250	184	9000
80	450	115	1215	150	3350	185	9250
81	462	116	1250	151	3450	186	9500
82	475	117	1285	152	3550	187	9750
83	487	118	1320	153	3650	188	10000
84	500	119	1360	154	3750	189	10300

CONVERSION FACTORS

1 millimeter (mm)	= 0.03937 inches	1 inch (")	= 25.4 millimeters
1 meter (m)	= 1.09361 yards	1 yard	= 0.9144 meters
1 kilometer (Km)	= 0.62137 miles	1 mile (mi)	= 1.609344 kilometers
1 liter (l)	= 0.21997 gallons (UK)	1 gallon (UK)	= 4.5461 litres
1 liter (l)	= 0.26417 gallons (USA)	1 gallon (USA)	= 3.7854 litres
1 gram (g)	= 0.035274 ounces	1 ounce (oz)	= 28.34952 grams
1 kilogram (Kg)	= 2.205 pounds	1 pound (lb)	= 0.45359 kilograms
1 kilometer per hour (Km/h)	= 0.62137 miles per hour	1 mile per hour (mph)	= 1.609344 kilometers per hour
1 kilopascal (kPa)	= 0.145 pounds per square inch	1 pound per square inch (psi)	= 6.895 kilopascal
1 bar	= 100 kilopascal	1 pound per square inch (psi)	= 0.06895 bar
1 kilowatt (kW)	= 1.34 horsepower	1 horsepower (HP)	= 0.746 kilowatts
1 Newton meter (N.m)	= 0.113 inch pound	1 inch pound (in-lb)	= 8.85 inch-pound

TEMPERATURES

(Fahrenheit - 32) x 0.55 = Celsius	32	40	50	60	70	75	85	95	105	140	175	212	°F
(Celsius x 1.8) + 32 = Fahrenheit	0	5	10	15	2	25	30	35	40	60	80	100	°C

SPEED

Speed code	A1	A2	A3	A4	A6	A8	B	C	D	E	F
Km/h	5	10	15	20	30	40	50	60	65	70	80
mph	3	6	9	12	19	25	31	37	40	43	50

Km/h to mph x 1.61 mph to Km/h x 0.62

PRESSURE

kPa (kilopascal)	60	100	120	140	160	180	200	240	280	320	360	400	500
bar = Kg/cm2	0,6	1,0	1,2	1,4	1,6	1,8	2,0	2,4	2,8	3,2	3,6	4,0	5,0
psi = (pound/square inches)	8	15	17	29	23	26	28	34	40	45	51	57	71

psi to bar x 0.07 bar to psi x 14.23 kPa to bar x 100 bar to kPa x 0.01 kPa to psi x 7 psi to kPa x 0.142

LI	KG	LB
140	2500	5513
141	2575	5678
142	2650	5843
143	2725	6009
144	2800	6174
145	2900	6395
146	3000	6615
147	3075	6780
148	3150	6946
149	3250	7166
150	3350	7387

HANDLING OF TIRES

Extreme care is needed in the handling of tires. Improper handling of tires can lead to damage, especially to the beads. Therefore, it is necessary to prevent excess pressure from being exerted on the beads.

When using a forklift to lift a tire:

- Lay the tire vertically across the fork, or
- Use a round fork at least six-inches in diameter.
- Do not insert a flat type fork within the tire.

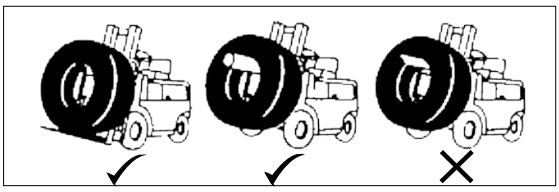

When lifting tires by crane:

- Use a wide nylon or rubber sling.
- Do not use a rope sling.
- Do not hook the tire beads.

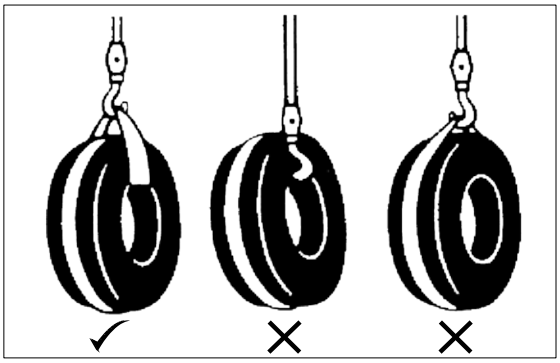

SAFETY PRECAUTIONS

WARNING

Servicing of the Tire and rim should be done by trained personnel using proper tools and procedures. Failure to comply with these procedures may result in faulty positioning of the tire and/or rim, and cause the assembly to burst with explosive force, sufficient to cause serious physical injury or death.

DEMOUNTING

Before Demounting

- Always empty all air from a single tire and from both tires of a dual assembly prior to removing any wheel components such as nuts and rim clamps. (A broken rim part under pressure can blow apart and cause serious injury or death.
- Make sure to remove the valve core to exhaust all air from the tire. Remove both cores to exhaust all air from a dual assembly. (The wheel assembly may fly apart if the tire is still under pressure when the wheel lugs are removed)
- Check the valve stem by running a piece of wire through it to make sure it is not clogged. (Foreign material may clog the valve stem during deflation)

DURING DEMOUNTING

- Demounting tools apply pressure to rim flanges to unseat tire beads. Keep your finger clear. Always stand to one side and hold the tool with one hand when you apply hydraulic pressure. (If the tool slips off it can fly with enough force to cause serious injury or death.)

- Do not use the tool in the vicinity of the flange butt weld.

AFTER DEMOUNTING

- Clean rims and repaint chipped areas to prevent the detrimental effects of corrosion and facilitate checking and tire mounting. Be extremely careful to clean all dirt and rust from the lock ring and gutter. This is important to secure the lock ring in its proper position. A filter on the air line helps prevent corrosion. The filter should be checked periodically to see that it is working properly.(Parts must be clean for a proper fit. Particularly, the gutter section which holds the lock ring in proper position)

Safety Precautions for Mounting

MOUNTING

Before Mounting

- Check rim components for cracks. Replace all cracked, badly worn, damaged and severely rusted components with new parts of the same size and type. When the condition of a component is in doubt, replace it. (Parts that are cracked, damaged or excessively corroded are weakened. Bent or repaired parts may not engage properly.)
- Do not, under any circumstances, attempt to rework, weld, heat, or braze any rim components that are cracked, broken, or damaged. Replace them with new parts or parts that are not cracked, broken, or damaged and which are of the same size and type. (Heating may weaken a part to the extent it is unable to withstand forces of inflation or operation.)
- Make sure correct parts are being assembled.
- Check with your distributor or the manufacturer if you have any doubts. (Mismatched parts may appear to fit, but when the tire is inflated, it may fly apart with explosive force)
- Mixing parts of one type rim with those of another is potentially dangerous. Always check rim manufacturer for approval.
- Removing rust, dirt and other foreign matter from the rim surface, particularly on the bead seats and O-ring slot.
- Clean the interiors of the tire.
- For tube type tires, make sure tube and flap are correct and not damaged.
- Always prepare a new O-ring for tubeless type tires.
- Do not reinflate a tire that has been run-flat or has been run at 80% or less of its recommended operating pressure, or when there is obvious or suspected damage to the tire or wheel components. (Components may have been damaged or dislocated during the time the tire was run-flat or seriously underinflated)

During Mounting and Inflation

- Do not try to seat rings or other components by hammering while a tire is inflated or partially inflated.
- Double check to ensure all components are properly seated prior to inflation.
- Do not inflate a tire before all components are properly in place. Place the tire in a safety cage, or other restraining device and inflate to approximately 5 psi, recheck components for proper assembly. Observe that the O-ring does not roll out of its groove. If the assembly is not proper, deflate and correct. Never hammer on an inflated or partially inflated tire/rim assembly. If assembly is proper at approximately 5 psi, continue to inflate to fully seat the tire beads.
- Never sit on or stand in front of a tire/rim assembly that is being inflated. Always use a clip-on chuck with a sufficient length of hose to permit the person inflating the tire to stand clear of the potential trajectory of the wheel components. Use an inline valve with a gauge or a pressure regulator preset to a desired value when inflating a tire. When a tire is in a restraining device, do not lean any part of your body or equipment on or against the restraining device. (If parts are improperly installed they may fly apart with explosive force)
- Never attempt to weld or heat on or near a tire/rim assembly. (Heat from welding will cause a sudden drastic increase in air pressure, resulting in an explosion with the force of a bomb. Deflated tires can catch fire inside the air chamber.)

After Inflation

- Make sure there is no air leakage, especially in tubeless tires. Checking points for air leakage are pictured below.

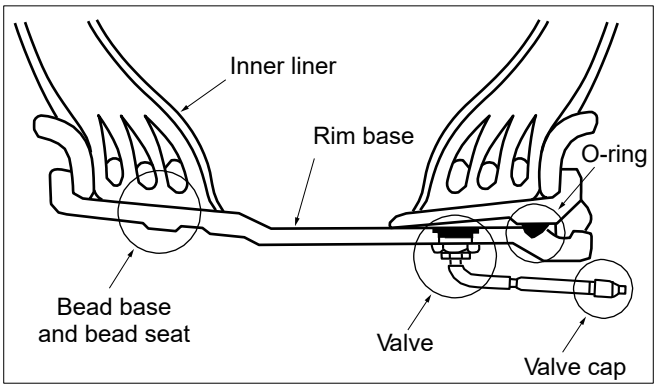

OPERATION

- Do not use under inflated tires.
- Do not bleed or remove air to compensate for the increase in pressure resulting from operation.
- Do not use undersized rims. Use recommended rims. Consult catalogs for proper tire/rim matching.
- Do not overload or over inflate the tire/rim assembly. Check for adequate rim strength if special operating conditions are required. (Excessive overload can cause tire/rim assembly damage.)
- Never run a vehicle on one tire of a dual assembly. (The carrying capacity of the single tire and rim is dangerously exceeded an operating a vehicle in this condition can result in damage to the rim and tire or cause a tire fine.)
- Never use a tube in a tubeless tire/rim assembly if the rim is suspected of leaking. (Loss of air pressure through fatigue cracks or other fractures in a tubeless rim warns of a potential rim failure. This safety feature is lost when tubes are used with leaking rims. Continued use may cause the rim to burst with explosive force.)
- Always inspect rims and wheels for damage during tires checks. (Early detection of potential rim failure may prevent serious injury.)
- Never add or remove an attachment or other-wise modify a rim (especially by heating, welding, or brazing) unless the tire has been removed and rim maker approval has been received. (Modification or heating of a rim or one of its parts may weaken it so that it cannot withstand forces created by inflation or operation.

Tools for Mounting and Demounting Tires

The following are all portable tools, and can be used both horizontally and vertically.

- Hydraulic tire remover (tire push type) and bead wedges. Commonly used for 25-inch rims.
- A man-powered hydraulic pump attached to a tire push type hydraulic tire remover.
- Hydraulic tire remover in operation.
- Hydraulic tire remover (rim flange push type). Commonly used for 33-inch or larger rims.
- Manual hydraulic pump attached to rim flange push type hydraulic tire remover.
- Another kind of hydraulic tire remover for 33-inch or larger rims (rim flange push type).
- Tire, mounting and demounting machine (unit-rig type) mainly used for 49-inch or larger rims. It is stationary and for horizontal use only. Hydraulic ram is driven by an electric pump

Lubrication of Tire Rim and Bead

- Use a soft-bristled brush to spread the lubricant over the surface.
- Use specific lubricants for tire mounting only.
- Do not use silicone or other solvent-based substances.

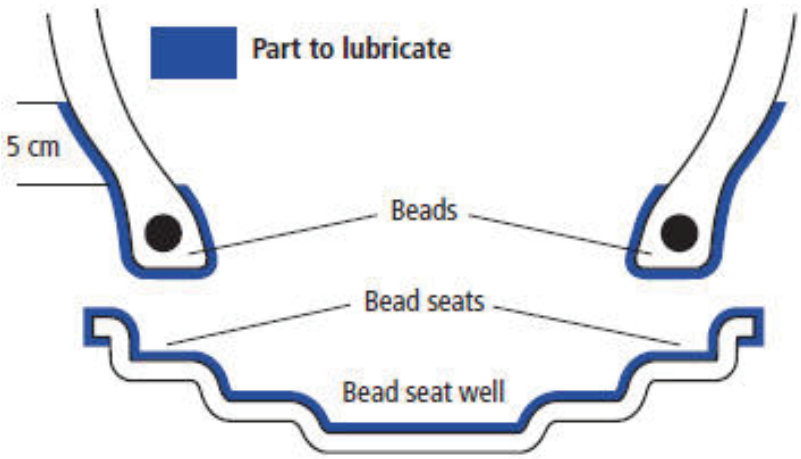

Place the tire bead on the rim channel.

- Make sure that at least part of the tire bead stays within the rim profile.
- Start rotating the tire and position the tire bead gradually on the rim

  Complete the rotation until the entire bead is positioned on the rim.
- Make sure that the entire bead is correctly fitted within the rim.

Safety & PPE's

- A pair of protective goggles
- Safety shoes
- Retention system to hold the tire assembly in place (safety cage)
- Safety ear muffs

Tire Care Tips

- Always select right tire and rims
- Check inflation pressure at least once a week
- Never check the inflation after long runs. Allow tire to cool for 30 mins.
- Use mounting machine to mount the tires. Avoid hard objects.
- Cover the valve with valve caps always
- 30 minutes mid day stoppage is recommended after sustained haulage work.
- Avoid chuck holes and long spins
- Avoid high speed cornering
- Avoid locking one wheel for sharp turns
- Avoid sudden breaks and starts.

Tire Storage

Tires should be stored in a cool and dry place, away from direct sunlight, electric motors, oils, fuels, resins and other volatile substances in order to avoid any alteration of the chemical-physical features.

Should this not be possible, at least protect your tires with a waterproof tarpaulin to avoid contact with ultra-violet rays and bad weather.

Tires are to be placed vertically side by side. Do not stack one tire over the other horizontally.

Correct

Incorrect

INFLATION PRESSURE AND ITS IMPORTANCE

The most important aSpect of tire maintainance is the correct inflation pressure which should be adjusted based on the load.This directly impacts the key metrics such as traction, flotation, tire wear and fuel efficiency

Soil Compaction

The root development of the crops planted is adversely affected if soil is compacted. It also limits development of microbial life and increases water stagnation.This leads to lost of yield and excess operating cost to break the compaction layer.

Fuel Efficiency

The right pressure means optimum soil contact which causes spin and penetration to be reduced. Decreasing excess fuel consumption, time wasted and wear on machine and tires.

Service life of tires

Over inflation causes excessive spin in the fields, not to mention increased soil compaction. On hard, stony soil, it causes premature wear.

On the road, over inflation causes fast, irregular wear on the lugs – the footprint is too small.

Under inflation causes irreversible damage to tire casings: risk of failure. It also leads to excessive wear on roads: too much rolling resistance.Statistics say that a tire operated at 10% below requried pressure will suffer a 15% reduction in its life expectency.

Personal comfort

Over inflation causes bouncing and vibration.

Under inflation causes power handling. Manoeuvring at low speeds or on the spot is more difficult.

ICONS MASTER

APPLICATIONS

2WD Tractor
4WD Tractor
Agricultural Loader
Alpine Tractor
Articulated Dump Truck
Backhoe
Baler
Combine Harvester
Container Handler
Cultivators
Dozer
Excavator
Fertilizer Truck
Forestry Forwarder
Forestry Harvester
Forestry Trailer
Load Haul Dumper
Wheel Loader
MFWA
High Speed Mobile Crane
Mower
Plough
Reach Stacker
Rigid Dump Truck
Skidsteer
Sprayer
Tanker
Telehandler
Terminal Tractor
Trailer
Trencher
Utility Tractor
Dump Truck
Spreader
Water Sprinkler
Power Train
Agricultural Implements
Forestry Mulcher
Feller Buncher
Forestry Tractor
Wagon
Heavy duty Forklift
Tipper
Scraper
Seeder
Sugarcane Harvester
Seismic Vehicle
Bomb Carts
Utility Tractor MFWA
Golf Cart
Caravan
Ditching Machine
Boom Lift
Industrial Tractor
Water Tanker
Compactor
Grader
Skidder
Truck
Compact Loader
Forklift
Rubber Tire Gantry
Utility Tractor 4WD
Wheeled Tree Trimmer
Paver
Scissor Lift
Highway Trailer

DIFFERENTIATORS

AS — ALL STEEL
SC — SPECIAL COMPOUND
SB — STEEL BELTED
HRC — HEAT RESISTANT COMPOUND
WRC — WEAR RESISTANT COMPOUND
C+C — CUT&CHIP RESISTANT COMPOUND
SG — STUBBLE GUARD

NOTES

NOTES

Disclaimer: Rolling Circumference & SLR values are at rated load and inflation pressure. These values may vary at different load and pressure conditions. The specifications and values mentioned in this catalogue are as on MAY 2025. All product data contained in this publication are for information purposes only and may be modified at any time without prior notice. Y-ATG or any of its subsidiary companies does not undertake any responsibility or liability for undetected errors and/or misprints. Please visit our website for updated information and details.

Yokohama-ATG (Y-ATG) is a global leader in the design, development, manufacturing and marketing of off-highway tires for a diverse range of applications which include agriculture, forestry, construction, industrial, earthmoving, mining, and port operations. With an extensive portfolio of well established brands such as Alliance, Galaxy and Primex, Y-ATG provides customers the highest quality tires, the lowest cost of ownership and the utmost convenience. The diverse range of offerings from Y- ATG comprises over 3500 SKUs, ensuring that customers can find the ideal tires to meet their unique requirements for both aftermarket replacements and OEM solutions. With a robust distribution network, Y-ATG ensures timely distribution and service support in more than 120 countries globally.

GALAXY

facebook.com/GalaxyTires

youtube.com/@galaxytires

www.yokohama-atg.com

Email : info@yokohama-atg.com

CM MAY 2025