


BD290

Suitable Conditions

Good medium to high mileage vehicles running on paved and unpaved roads







- ✓ Tear and Cut Resistance
- ✓ Excellent Grip
- ✓ Anti Damage on Tread



● Recommend



Size	Load Index	Tread Depth(mm)				M+S	
13R22.5	156/150K	22.0	D	C	75 / B	✓	✓
295/80R22.5	154/149K	21.0	D	C	75 / B	✓	✓
315/80R22.5	156/150(154/150)J(K)	21.5	D	C	75 / B	✓	✓

1inch=25.4mm 1kPa=0.142psi 1KG≈2.2 lbs